

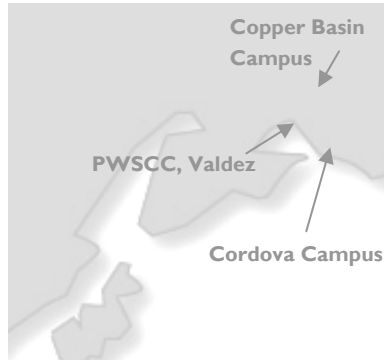


**UAA
STUDENT
PROFILE**

UNIVERSITY of ALASKA ANCHORAGE

**Prince William Sound
Community College**

Prince William Sound Community College (PWSCC) consists of a main campus in Valdez and extended campuses in Cordova and the Copper Basin. PWSCC is an independently accredited community college and an affiliate college of the University of Alaska Anchorage.

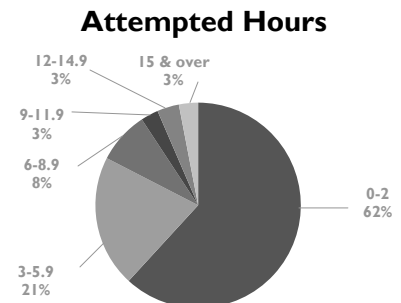
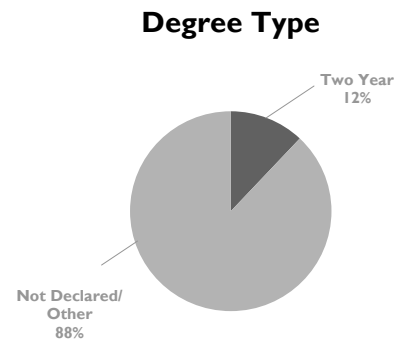
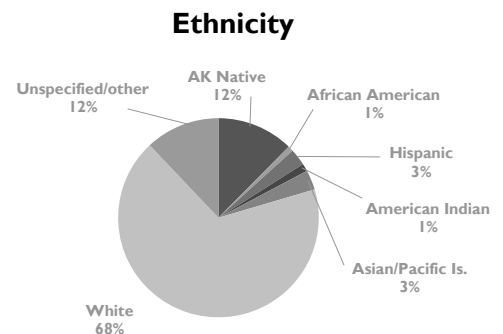
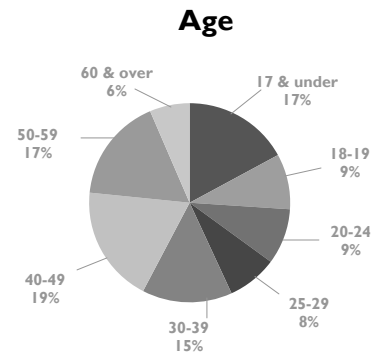


Credit Student Profile, Fall 2007

Headcount	1,223	
Part-time	1,144	94%
Non Degree-Seeking	1,076	88%
White	825	67%
Over Age 30	691	57%
Female	613	50%

Distinguishing Characteristics

- PWSCC is characterized by an extensive industry training component that deeply influences the composition of its student population. More than nine out of ten students attend part-time (94%); nearly two thirds take fewer than 3 credits (62%), and half of the students are male (the highest proportions of any UAA campus). Training programs focus on the pipeline and fishing industries where males are in the majority.
- Nearly nine out of ten students are considered “non degree-seeking;” that is, they have not been admitted to one of the associate degree programs offered by PWSCC. However, some of these students may be seeking degrees from other University of Alaska campuses.
- More than half the students are older than 30 years of age (57%), giving PWSCC the second highest mean age of all UAA campuses (35). At the same time, due to a comprehensive dual credit program at all three sites, PWSCC has the largest percentage of students aged 17 and under of all UAA campuses (17%), and the largest population of underage students outside of Anchorage (208).
- PWSCC has the highest number of Alaska Native students of all UAA campuses outside of Anchorage. Alaska Natives account for 61% of the ethnic minority students and 12% of the overall student population.



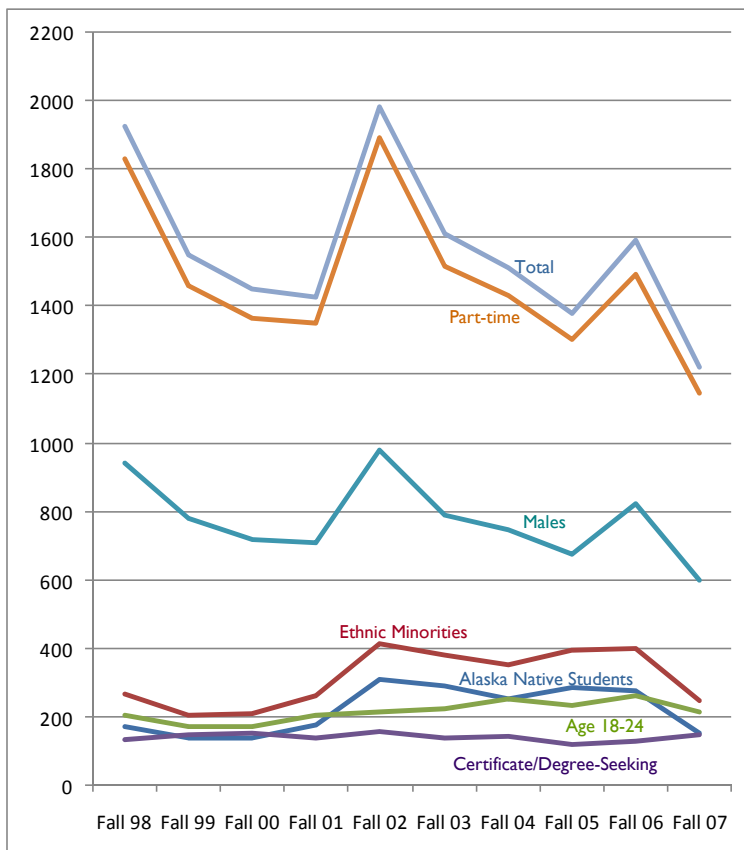
Trends, Credit Students

- **Prince William Sound Community College** has a history of sharp upturns and downturns that are closely related to the training needs of the local Valdez population. Despite upward spikes in Fall 02 and Fall 06, the overall headcount trend has resulted in a 37% decrease from Fall 98 to Fall 07.
- **Male** students have decreased 36%, while female students have decreased 37%.
- **Traditional-age** college students (18-24) have increased 4% since Fall 1998, but all other age groups have declined. Students in the 17 and under age group declined by 15%, while the 30-39 age group decreased 54%, the 40-49 age group decreased 58%, the 50-59 age group decreased 26%, and the 60 and over age group declined 12%.
- **Ethnic minority** students remained relatively stable in numbers during their peak years between Fall 02 and Fall 06, but then declined sharply in Fall 07 (-38%). Overall, ethnic minority students have declined 6% since Fall 1998, with particularly large decreases in Alaska Native students, the largest minority group (-11%). Although still small in numbers, Hispanic students have increased 83% and Asian/Pacific students have increased 15% over the ten-year period.

Then ... and Now

	Fall 98	Fall 07	Change
Headcount	1,926	1,223	-37%
Male	944 (49%)	602 (49%)	-36%
Traditional age (18-24)	208 (11%)	217 (18%)	4%
Ethnic Minority	265 (14%)	250 (20%)	- 6%
Cert/Degree-Seeking	136 (7%)	147 (12%)	8%
Full-Time	95 (5%)	79 (6%)	-17%
First-time Freshmen	11 (<1%)	17 (1%)	55%

**Trends for Selected Characteristics
Fall 1998 to Fall 2007**



- **Degree-seeking** students, though still a small minority, have increased by 8% over the ten-year period, roughly paralleling the headcount trend from Fall 98 to Fall 05, and then increasing 25% over the most recent two fall semesters. All of PWSCC's degree-seekers are in associate degree programs.
- **Part-time** students have decreased 38% over the ten-year period, closely paralleling the overall headcount trend, with particularly sharp declines among students taking less than 3 credits (-48%). Full-time students have declined 17%.

Non Credit Students

In addition to the credit students included in this profile, PWSCC had 314 students taking non-credit or continuing education coursework during Fall 2007. Non-credit students will be profiled separately in future profiles.

Fall 2007 Profile

Produced by
Office of
Institutional Effectiveness,
Engagement, and
Academic Support
January 9, 2009

Source: UAA Office of Institutional Research. 1998-2002 data comes from Fall 2002 Closing Report (UAA Student Headcount Trend by Campus and Student Characteristic) and UAA Students by Age Group, Fall 1998-Fall 2001. 2003-2007 data comes from Fall Semester Closing Reports (Closing Headcount by Student Characteristic by Campus)