

Student Enrollment by Instruction Type University of Alaska Anchorage - MAU

Instruction Type	Fall 2004					
	Number of Sections	% Total Sections	Total Enrolled	Average Section Size	SCH	FTES
Lecture	2,329	65.1%	43,699	18.8	122,326.6	8,277.2
Lab	461	12.9%	4,919	10.7	6,220.5	415.2
Combined Lec & Lab	473	13.2%	7,109	15.0	19,576.2	1,310.6
Individual Study	77	2.2%	115	1.5	307.0	21.4
Seminar	23	0.6%	190	8.3	429.0	29.8
Internship	45	1.3%	236	5.2	707.0	53.8
Open Entry	54	1.5%	665	12.3	763.5	51.1
Practicum	56	1.6%	357	6.4	1,211.0	84.6
Research	39	1.1%	113	2.9	294.0	23.3
Thesis	17	0.5%	112	6.6	249.0	19.9
Workshop	2	0.1%	14	7.0	9.5	0.7
Distance Independent	4	0.1%	8	2.0	28.0	1.9
Total	3,580	100.0%	57,537	8.1	152,121.3	10,289.5

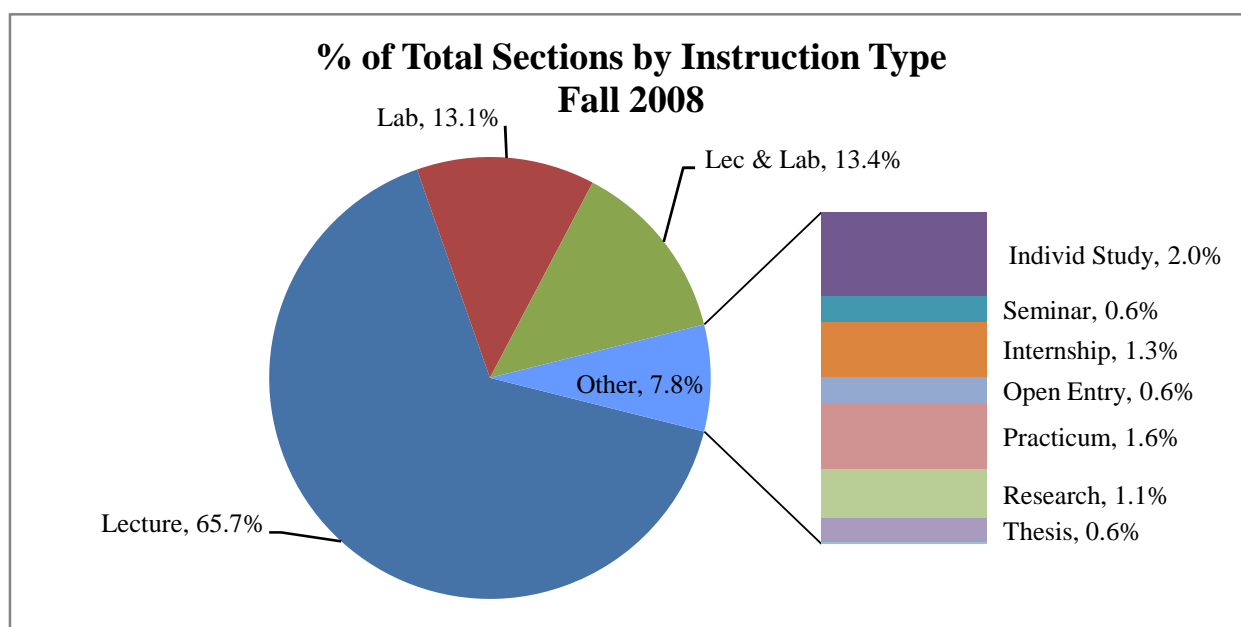
Instruction Type	Fall 2005					
	Number of Sections	% Total Sections	Total Enrolled	Average Section Size	SCH	FTES
Lecture	2,330	64.1%	44,235	19.0	122,338.0	8,280.6
Lab	505	13.9%	4,942	9.8	6,587.5	439.7
Combined Lec & Lab	474	13.0%	7,394	15.6	20,607.0	1,379.3
Individual Study	95	2.6%	108	1.1	295.0	20.5
Seminar	22	0.6%	234	10.6	522.0	36.5
Internship	42	1.2%	205	4.9	617.0	46.5
Open Entry	43	1.2%	677	15.7	766.5	51.4
Practicum	58	1.6%	313	5.4	995.0	69.9
Research	47	1.3%	110	2.3	314.5	24.4
Studio	1	0.0%	8	8.0	8.0	0.5
Thesis	20	0.5%	107	5.4	225.0	18.2
Total	3,637	100.0%	58,333	8.9	153,275.5	10,367.5

Instruction Type	Fall 2006					
	Number of Sections	% Total Sections	Total Enrolled	Average Section Size	SCH	FTES
Lecture	2,438	65.9%	45,515	18.7	126,135.5	8,542.9
Lab	505	13.7%	4,982	9.9	6,589.5	440.0
Combined Lec & Lab	461	12.5%	6,929	15.0	20,095.2	1,344.3
Individual Study	85	2.3%	100	1.2	258.0	18.3
Seminar	21	0.6%	186	8.9	428.0	29.3
Internship	43	1.2%	240	5.6	739.0	57.2
Open Entry	20	0.5%	616	30.8	586.5	39.1
Practicum	64	1.7%	343	5.4	1,204.0	85.5
Research	40	1.1%	118	3.0	279.0	22.4
Thesis	17	0.5%	80	4.7	145.0	11.6
Distance Independent	4	0.1%	13	3.3	45.0	3.0
Total	3,698	100.0%	59,122	106.2	156,504.7	10,593.5

Student Enrollment by Instruction Type University of Alaska Anchorage - MAU

Instruction Type	Fall 2007					
	Number of Sections	% Total Sections	Total Enrolled	Average Section Size	SCH	FTES
Lecture	2,399	65.1%	44,486	18.5	124,711.5	8,457.5
Lab	497	13.5%	5,243	10.5	6,760.0	451.0
Combined Lec & Lab	491	13.3%	7,113	14.5	20,964.0	1,402.4
Individual Study	74	2.0%	87	1.2	216.0	15.4
Seminar	25	0.7%	247	9.9	614.0	43.8
Internship	42	1.1%	202	4.8	624.0	47.0
Open Entry	22	0.6%	586	26.6	628.0	41.9
Practicum	55	1.5%	308	5.6	993.0	70.1
Research	54	1.5%	123	2.3	293.0	22.5
Thesis	24	0.7%	96	4.0	177.0	14.1
Total	3,683	100.0%	58,491	98.0	155,980.5	10,565.5

Instruction Type	Fall 2008					
	Number of Sections	% Total Sections	Total Enrolled	Average Section Size	SCH	FTES
Lecture	2,407	65.7%	45,342	18.8	127,796.4	8,679.6
Lab	478	13.1%	5,041	10.5	6,577.5	439.3
Combined Lec & Lab	490	13.4%	6,922	14.1	20,414.0	1,366.4
Individual Study	72	2.0%	86	1.2	239.0	16.5
Seminar	23	0.6%	270	11.7	650.0	46.9
Internship	47	1.3%	260	5.5	900.0	67.4
Open Entry	23	0.6%	110	4.8	156.5	10.4
Practicum	57	1.6%	324	5.7	1,115.0	79.6
Research	42	1.1%	82	2.0	225.0	17.4
Thesis	21	0.6%	72	3.4	143.0	11.4
Workshop	1	0.0%	15	15.0	7.5	0.5
Total	3,661	100.0%	58,524	8.4	158,223.9	10,735.4



Enrollment by Instruction Type
University of Alaska Anchorage- Anchorage Campus

Instruction Type	Fall 2004					
	Number of Sections	% Total Sections	Total Enrolled	Avg Section Size	SCH	FTES
Lecture	1,555	61.6%	34,891	22.4	100,465.5	6,813.9
Lab	380	15.0%	4,081	10.7	5,180.5	345.9
Combined Lecture/Lab	337	13.3%	5,810	17.2	16,084.0	1,077.6
Individual Study	75	3.0%	113	1.5	303.0	21.2
Seminar	22	0.9%	189	8.6	428.0	29.7
Internship	40	1.6%	228	5.7	686.0	52.4
Open Entry	14	0.6%	114	8.1	173.5	11.8
Practicum	45	1.8%	309	6.9	1,022.0	72.0
Research	39	1.5%	113	2.9	294.0	23.3
Thesis	17	0.7%	112	6.6	249.0	19.9
Workshop	1	0.0%	5	5.0	5.0	0.4
Total	2,525	100.0%	45,965	8.7	124,890.5	8,468.1

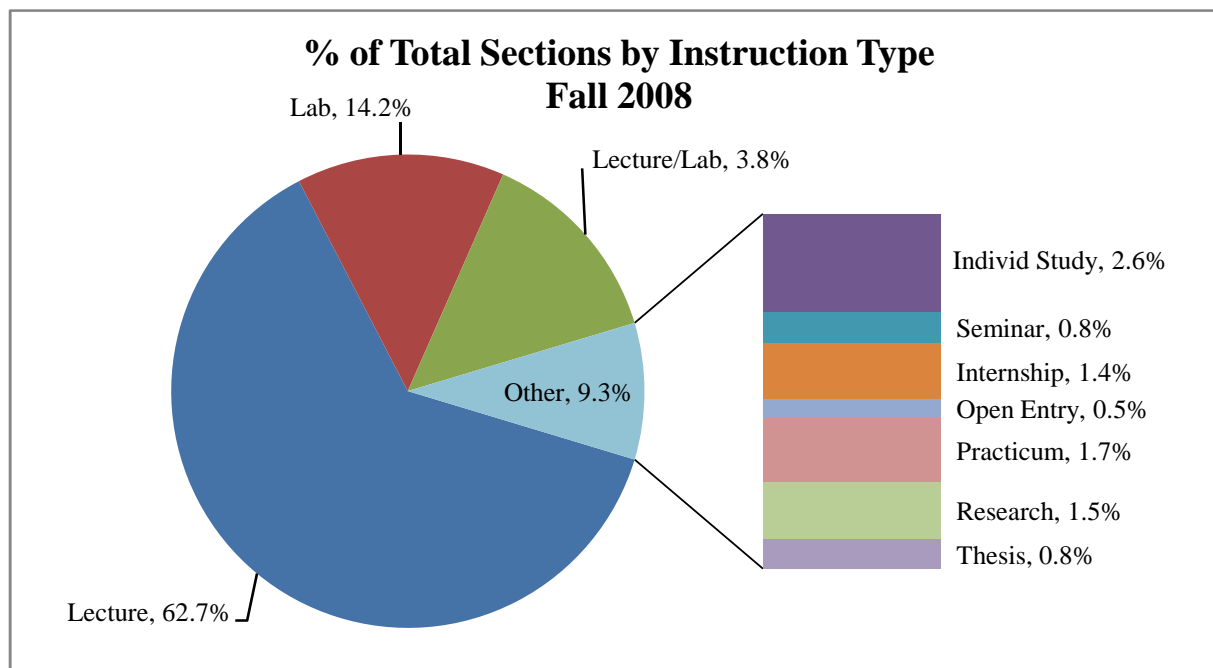
Instruction Type	Fall 2005					
	Number of Sections	% Total Sections	Total Enrolled	Avg Section Size	SCH	FTES
Lecture	1,604	60.2%	35,763	22.3	101,985.5	6,919.4
Lab	427	16.0%	4,127	9.7	5,507.5	367.7
Combined Lecture/Lab	352	13.2%	6,111	17.4	16,815.0	1,126.5
Individual Study	95	3.6%	108	1.1	295.0	20.5
Seminar	21	0.8%	230	11.0	518.0	36.3
Internship	37	1.4%	198	5.4	594.0	45.0
Open Entry	13	0.5%	112	8.6	161.5	11.0
Practicum	50	1.9%	275	5.5	881.0	62.3
Research	46	1.7%	109	2.4	311.5	24.2
Thesis	20	0.8%	107	5.4	225.0	18.2
Total	2,665	100.0%	47,140	8.9	127,294.0	8,631.1

Instruction Type	Fall 2006					
	Number of Sections	% Total Sections	Total Enrolled	Avg Section Size	SCH	FTES
Lecture	1,669	61.9%	36,537	21.9	104,584.5	7,099.9
Lab	427	15.8%	4,166	9.8	5,600.5	374.1
Combined Lecture/Lab	343	12.7%	5,663	16.5	16,455.0	1,101.6
Individual Study	83	3.1%	98	1.2	255.0	18.1
Seminar	20	0.7%	183	9.2	425.0	29.1
Internship	38	1.4%	216	5.7	676.0	53.0
Open Entry	10	0.4%	99	9.9	141.5	9.4
Practicum	50	1.9%	297	5.9	1,063.0	76.1
Research	40	1.5%	118	3.0	279.0	22.4
Thesis	17	0.6%	80	4.7	145.0	11.6
Total	2,697	100.0%	47,457	8.8	129,624.5	8,795.3

Enrollment by Instruction Type University of Alaska Anchorage- Anchorage Campus

Instruction Type	Fall 2007					
	Number of Sections	% Total Sections	Total Enrolled	Avg Section Size	SCH	FTES
Lecture	1,709	61.9%	36,363	21.3	104,173.5	7,085.6
Lab	412	14.9%	4,291	10.4	5,620.0	375.1
Combined Lecture/Lab	371	13.4%	5,894	15.9	17,078.0	1,143.3
Individual Study	71	2.6%	84	1.2	211.0	15.0
Seminar	24	0.9%	245	10.2	612.0	43.6
Internship	38	1.4%	194	5.1	602.0	45.5
Open Entry	11	0.4%	100	9.1	142.0	9.5
Practicum	47	1.7%	275	5.9	896.0	63.6
Research	53	1.9%	122	2.3	291.0	22.4
Thesis	24	0.9%	96	4.0	177.0	14.1
Total	2,760	100.0%	47,664	8.5	129,802.5	8,817.6

Instruction Type	Fall 2008					
	Number of Sections	% Total Sections	Total Enrolled	Avg Section Size	SCH	FTES
Lecture	1,732	62.7%	36,901	21.3	106,151.5	7,229.2
Lab	392	14.2%	4,061	10.4	5,425.5	362.5
Combined Lecture/Lab	380	13.8%	5,752	15.1	16,608.0	1,112.7
Individual Study	71	2.6%	82	1.2	235.0	16.3
Seminar	23	0.8%	270	11.7	650.0	46.9
Internship	40	1.4%	229	5.7	763.0	58.2
Open Entry	14	0.5%	73	5.2	105.5	7.0
Practicum	46	1.7%	285	6.2	998.0	71.8
Research	42	1.5%	82	2.0	225.0	17.4
Thesis	21	0.8%	72	3.4	143.0	11.4
Total	2,761	100.0%	47,807	8.2	131,304.5	8,933.4



Enrollment by Instruction Type
University of Alaska Anchorage - College of Arts & Sciences

Instruction Type	Fall 2004					
	Number of Sections	% Total Sections	Total Enrolled	Avg Section Size	SCH	FTES
Lecture	617	57.3%	17,464	28.3	52,889.0	3,542.0
Lab	254	23.6%	2,920	11.5	2,890.0	193.0
Combined Lecture/Lab	78	7.2%	1,866	23.9	6,908.0	462.5
Individual Study	60	5.6%	89	1.5	240.0	16.8
Seminar	12	1.1%	77	6.4	166.0	11.9
Internship	7	0.7%	18	2.6	51.0	3.6
Practicum	7	0.7%	14	2.0	34.0	2.5
Research	32	3.0%	70	2.2	211.0	16.5
Thesis	8	0.7%	60	7.5	146.0	11.6
Workshop	1	0.1%	5	5.0	5.0	0.4
Total	1,076	100.0%	22,583	9.1	63,540.0	4,260.8

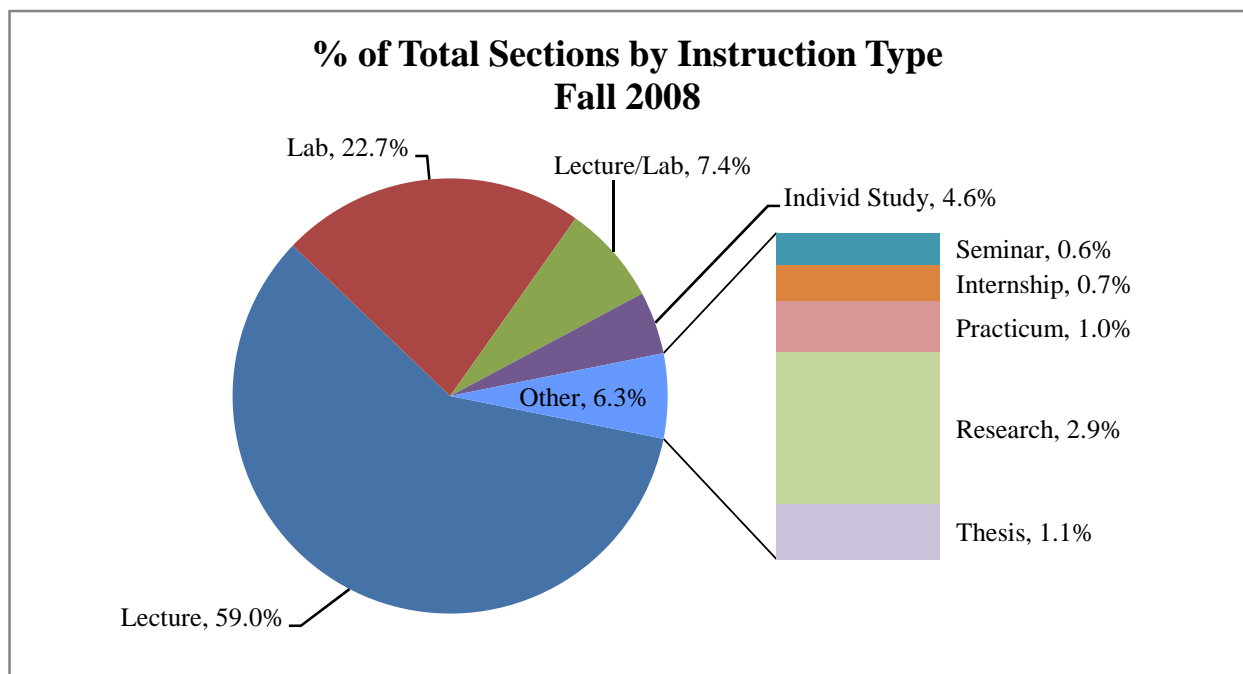
Instruction Type	Fall 2005					
	Number of Sections	% Total Sections	Total Enrolled	Avg Section Size	SCH	FTES
Lecture	635	56.4%	17,506	27.6	52,959.0	3,548.4
Lab	272	24.2%	2,822	10.4	2,779.0	185.6
Combined Lecture/Lab	74	6.6%	1,900	25.7	7,066.0	472.9
Individual Study	75	6.7%	83	1.1	237.0	16.2
Seminar	9	0.8%	87	9.7	185.0	13.1
Internship	9	0.8%	30	3.3	88.0	6.1
Practicum	5	0.4%	15	3.0	35.0	2.6
Research	37	3.3%	72	1.9	244.5	18.7
Thesis	9	0.8%	58	6.4	133.0	10.6
Total	1,125	100.0%	22,573	9.9	63,726.5	4,274.2

Instruction Type	Fall 2006					
	Number of Sections	% Total Sections	Total Enrolled	Avg Section Size	SCH	FTES
Lecture	631	57.1%	17,680	28.0	53,598.0	3,590.6
Lab	266	24.1%	2,841	10.7	2,921.0	195.1
Combined Lecture/Lab	82	7.4%	1,995	24.3	7,397.0	495.0
Individual Study	68	6.2%	79	1.2	217.0	15.3
Seminar	8	0.7%	60	7.5	131.0	8.8
Internship	7	0.6%	14	2.0	39.0	2.9
Practicum	7	0.6%	19	2.7	49.0	3.7
Research	30	2.7%	56	1.9	169.0	13.2
Thesis	6	0.5%	35	5.8	65.0	5.2
Total	1,105	100.0%	22,779	9.3	64,586.0	4,329.8

Enrollment by Instruction Type University of Alaska Anchorage - College of Arts & Sciences

Instruction Type	Fall 2007					
	Number of Sections	% Total Sections	Total Enrolled	Avg Section Size	SCH	FTES
Lecture	628	57.7%	17,435	27.8	53,064.0	3,559.2
Lab	253	23.2%	3,002	11.9	3,043.0	203.0
Combined Lecture/Lab	79	7.3%	2,025	25.6	7,496.0	503.2
Individual Study	49	4.5%	56	1.1	141.0	10.0
Seminar	9	0.8%	85	9.4	194.0	13.4
Internship	7	0.6%	19	2.7	52.0	3.8
Practicum	10	0.9%	28	2.8	70.0	5.4
Research	44	4.0%	79	1.8	222.0	16.6
Thesis	10	0.9%	51	5.1	102.0	8.2
Total	1,089	100.0%	22,780	9.8	64,384.0	4,322.8

Instruction Type	Fall 2008					
	Number of Sections	% Total Sections	Total Enrolled	Avg Section Size	SCH	FTES
Lecture	661	59.0%	17,686	26.8	53,978.0	3,620.0
Lab	254	22.7%	2,883	11.4	3,009.0	201.1
Combined Lecture/Lab	83	7.4%	1,971	23.7	7,349.0	493.1
Individual Study	52	4.6%	60	1.2	170.0	11.7
Seminar	7	0.6%	68	9.7	136.0	9.2
Internship	8	0.7%	33	4.1	88.0	6.4
Practicum	11	1.0%	44	4.0	118.0	9.3
Research	33	2.9%	55	1.7	164.0	12.4
Thesis	12	1.1%	34	2.8	51.0	4.1
Total	1,121	100.0%	22,834	9.5	65,063.0	4,367.3



Enrollment by Instruction Type
University of Alaska Anchorage - College of Health & Social Welfare

Instruction Type	Fall 2004					
	Number of Sections	% Total Sections	Total Enrolled	Avg Section Size	SCH	FTES
Lecture	121	52.2%	2,347	19.4	6,720.5	460.6
Lab	70	30.2%	481	6.9	1,459.5	97.5
Combined Lecture/Lab	13	5.6%	215	16.5	661.0	47.0
Individual Study	5	2.2%	10	2.0	27.0	1.9
Internship	1	0.4%	14	14.0	40.0	2.7
Practicum	17	7.3%	140	8.2	506.0	35.9
Research	2	0.9%	24	12.0	28.0	2.2
Thesis	3	1.3%	27	9.0	60.0	5.0
Total	232	100.0%	3,258	11.0	9,502.0	652.8

Instruction Type	Fall 2005					
	Number of Sections	% Total Sections	Total Enrolled	Avg Section Size	SCH	FTES
Lecture	130	48.5%	2,490	19.2	7,060.5	486.4
Lab	86	32.1%	592	6.9	1,768.5	118.1
Combined Lecture/Lab	14	5.2%	203	14.5	639.0	45.2
Individual Study	10	3.7%	12	1.2	21.0	1.6
Internship	1	0.4%	7	7.0	17.0	1.1
Practicum	20	7.5%	124	6.2	393.0	28.1
Research	3	1.1%	20	6.7	22.0	1.8
Thesis	4	1.5%	26	6.5	57.0	4.7
Total	268	100.0%	3,474	8.5	9,978.0	687.0

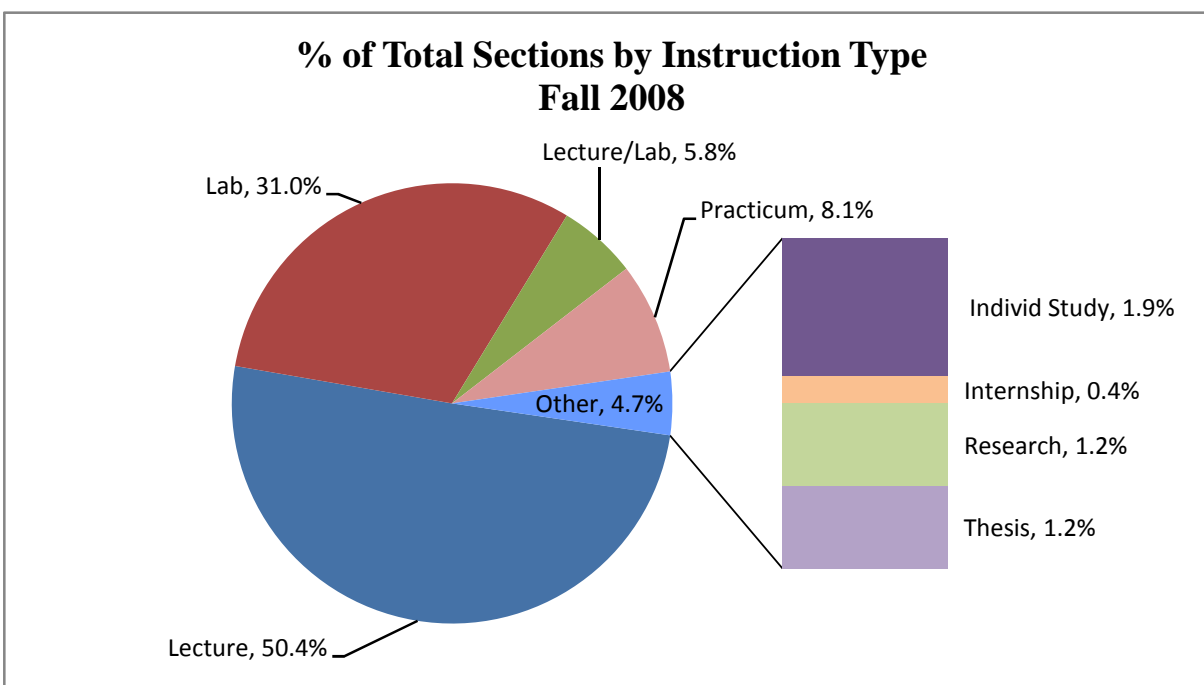
Instruction Type	Fall 2006					
	Number of Sections	% Total Sections	Total Enrolled	Avg Section Size	SCH	FTES
Lecture	131	47.1%	2,422	18.5	6,894.5	473.7
Lab	98	35.3%	638	6.5	1,818.5	121.5
Combined Lecture/Lab	11	4.0%	194	17.6	617.0	43.5
Individual Study	6	2.2%	6	1.0	15.0	1.2
Seminar	1	0.4%	2	2.0	6.0	0.5
Internship	1	0.4%	5	5.0	18.0	1.2
Practicum	24	8.6%	190	7.9	633.0	45.9
Research	2	0.7%	25	12.5	31.0	2.6
Thesis	4	1.4%	24	6.0	38.0	3.2
Total	278	100.0%	3,506	8.6	10,071.0	693.3

Enrollment by Instruction Type

University of Alaska Anchorage - College of Health & Social Welfare

Instruction Type	Fall 2007					
	Number of Sections	% Total Sections	Total Enrolled	Avg Section Size	SCH	FTES
Lecture	122	45.7%	2,311	18.9	6,560.5	451.6
Lab	94	35.2%	638	6.8	1,848.0	123.4
Combined Lecture/Lab	18	6.7%	238	13.2	710.0	48.6
Individual Study	7	2.6%	7	1.0	19.0	1.5
Seminar	1	0.4%	1	1.0	3.0	0.3
Internship	1	0.4%	8	8.0	24.0	1.6
Practicum	19	7.1%	166	8.7	500.0	35.3
Research	2	0.7%	24	12.0	31.0	2.6
Thesis	3	1.1%	16	5.3	31.0	2.6
Total	267	100.0%	3,409	8.3	9,726.5	667.5

	Fall 2008					
	Number of Sections	% Total Section	Total Enrolled	Avg Section Size	SCH	FTES
Lecture	130	50.4%	2,324	17.9	6,643.5	456.8
Lab	80	31.0%	569	7.1	1,709.5	114.1
Combined Lecture/Lab	15	5.8%	186	12.4	547.0	38.6
Individual Study	5	1.9%	5	1.0	15.0	1.1
Internship	1	0.4%	9	9.0	27.0	1.8
Practicum	21	8.1%	153	7.3	496.0	35.7
Research	3	1.2%	14	4.7	32.0	2.6
Thesis	3	1.2%	20	6.7	46.0	3.8
Total	258	100.0%	3,280	8.3	9,516.0	654.5



Enrollment by Instruction Type
University of Alaska Anchorage - College of Education

Instruction Type	Fall 2004					
	Number of Sections	% Total Sections	Total Enrolled	Avg Section Size	SCH	FTES
Lecture	203	82.2%	2,572	12.7	5,208.0	406.4
Lab	1	0.4%	8	8.0	8.0	0.5
Combined Lecture/Lab	1	0.4%	6	6.0	24.0	1.6
Individual Study	3	1.2%	3	1.0	8.0	0.6
Seminar	1	0.4%	7	7.0	21.0	1.8
Internship	17	6.9%	154	9.1	472.0	37.9
Practicum	4	1.6%	39	9.8	114.0	9.1
Research	3	1.2%	12	4.0	34.0	2.8
Thesis	4	1.6%	19	4.8	25.0	2.1
Total	237	96.0%	2,820	11.9	5,914.0	462.8

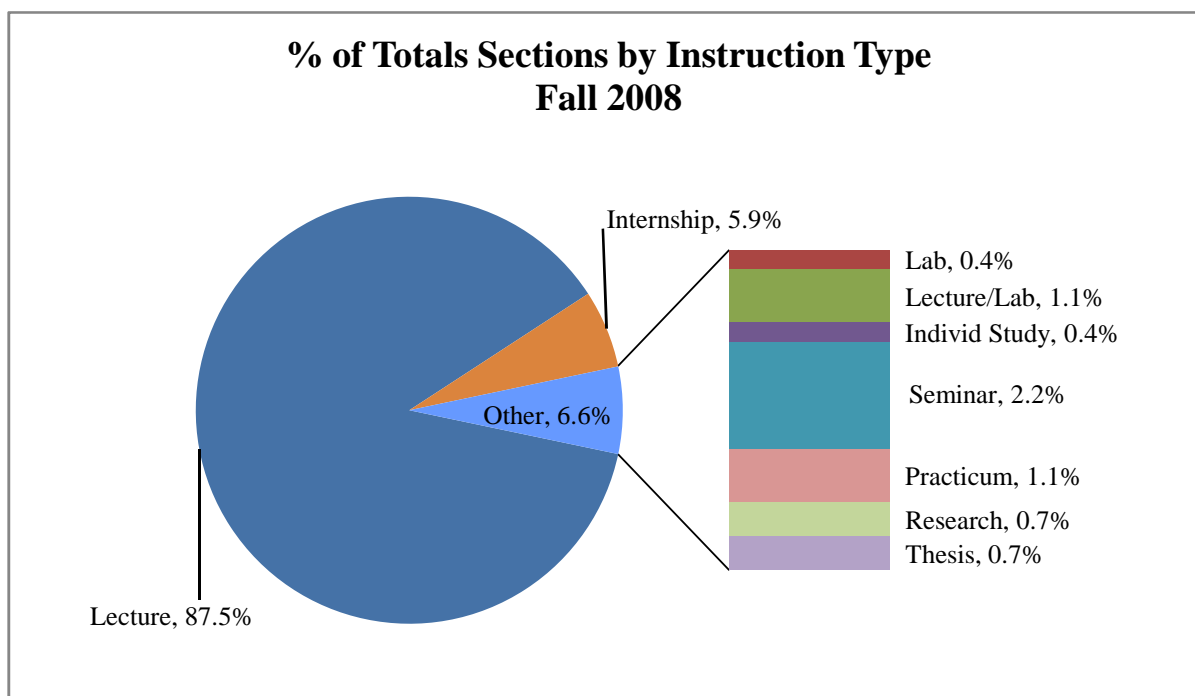
Instruction Type	Fall 2005					
	Number of Sections	% Total Sections	Total Enrolled	Avg Section Size	SCH	FTES
Lecture	207	82.1%	2,350	11.4	4,538.0	353.2
Lab	1	0.4%	10	10.0	10.0	0.7
Combined Lecture/Lab	3	1.2%	22	7.3	72.0	5.3
Individual Study	2	0.8%	2	1.0	10.0	0.8
Seminar	2	0.8%	19	9.5	57.0	4.8
Internship	17	6.7%	135	7.9	415.0	32.8
Practicum	8	3.2%	33	4.1	93.0	7.2
Research	3	1.2%	5	1.7	9.0	0.8
Thesis	4	1.6%	19	4.8	20.0	1.7
Total	247	98.0%	2,595	10.5	5,224.0	407.3

Instruction Type	Fall 2006					
	Number of Sections	% Total Sections	Total Enrolled	Avg Section Size	SCH	FTES
Lecture	216	72.5%	2,649	12.3	5,503.0	428.9
Lab	1	0.3%	27	27.0	27.0	1.8
Combined Lecture/Lab	1	0.3%	7	7.0	21.0	1.4
Individual Study	2	0.7%	2	1.0	2.0	0.2
Seminar	2	0.7%	12	6.0	36.0	3.0
Internship	17	5.7%	178	10.5	564.0	45.1
Practicum	6	2.0%	20	3.3	67.0	5.1
Research	4	1.3%	25	6.3	43.0	3.6
Thesis	3	1.0%	10	3.3	9.0	0.8
Total	252	84.6%	2,930	11.6	6,272.0	489.9

Enrollment by Instruction Type University of Alaska Anchorage - College of Education

Instruction Type	Fall 2007					
	Number of Sections	% Total Sections	Total Enrolled	Avg Section Size	SCH	FTES
Lecture	253	84.9%	2,676	10.6	5,173.0	407.0
Lab	2	0.7%	34	17.0	34.0	2.3
Combined Lecture/Lab	2	0.7%	24	12.0	72.0	4.8
Individual Study	4	1.3%	5	1.3	7.0	0.6
Seminar	4	1.3%	20	5.0	60.0	5.0
Internship	17	5.7%	143	8.4	456.0	35.4
Practicum	7	2.3%	21	3.0	59.0	4.7
Research	3	1.0%	11	3.7	14.0	1.2
Thesis	6	2.0%	10	1.7	13.0	1.1
Total	298	100.0%	2,944	7.0	5,888.0	461.9

Instruction Type	Fall 2008					
	Number of Sections	% Total Sections	Total Enrolled	Avg Section Size	SCH	FTES
Lecture	238	87.5%	2,875	12.1	5,722.0	452.5
Lab	1	0.4%	32	32.0	32.0	2.1
Combined Lecture/Lab	3	1.1%	57	19.0	171.0	11.4
Individual Study	1	0.4%	1	1.0	6.0	0.5
Seminar	6	2.2%	38	6.3	80.0	6.4
Internship	16	5.9%	152	9.5	537.0	42.5
Practicum	3	1.1%	25	8.3	75.0	5.9
Research	2	0.7%	7	3.5	11.0	0.9
Thesis	2	0.7%	6	3.0	10.0	0.8
Total	272	100.0%	3,193	10.5	6,644.0	523.0



Enrollment by Instruction Type
University of Alaska Anchorage- Community and Technical College

Instruction Type	Fall 2004					
	Number of Sections	% Total Sections	Total Enrolled	Avg Section Size	SCH	FTES
Lecture	419	57.6%	7,617	18.2	21,202.0	1,414.9
Lab	46	6.3%	580	12.6	817.0	54.5
Combined Lecture/Lab	221	30.4%	3,275	14.8	7,090.0	472.7
Individual Study	4	0.5%	4	1.0	9.0	0.6
Seminar	3	0.4%	25	8.3	25.0	1.7
Internship	5	0.7%	20	4.0	59.0	3.9
Open Entry	13	1.8%	105	8.1	164.5	11.2
Practicum	17	2.3%	116	6.8	368.0	24.5
Total	728	100.0%	11,742	9.2	29,734.5	1,984.0

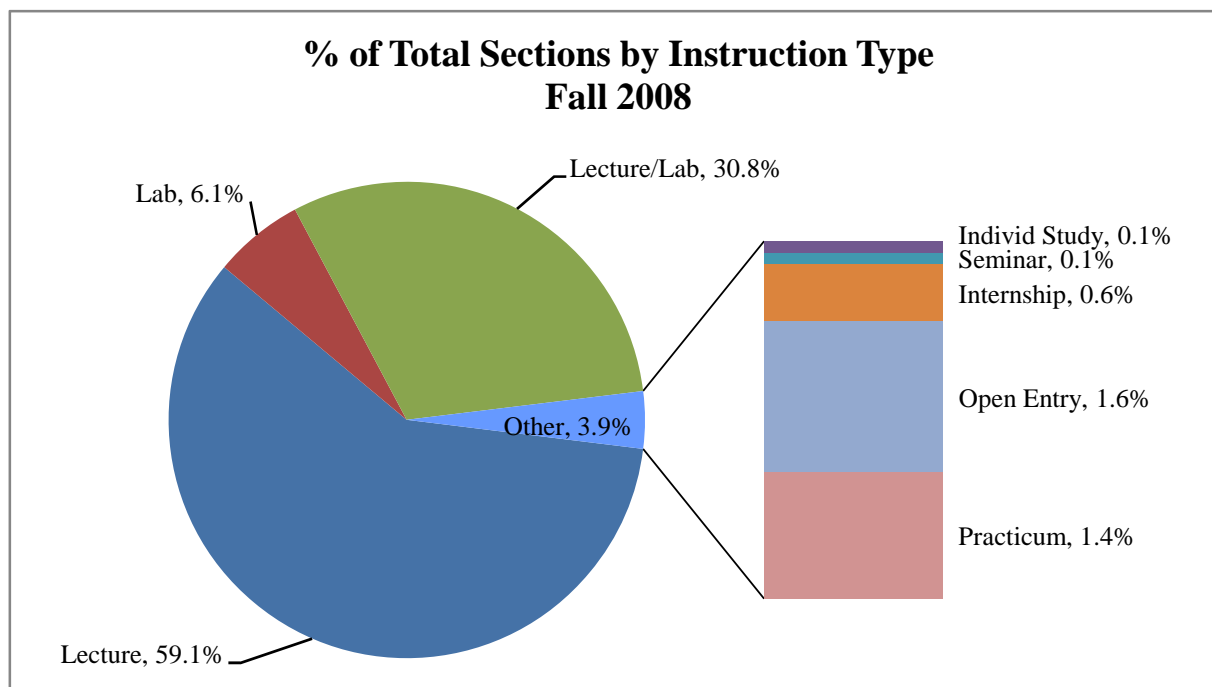
Instruction Type	Fall 2005					
	Number of Sections	% Total Sections	Total Enrolled	Avg Section Size	SCH	FTES
Lecture	426	56.1%	8,040	18.9	21,888.0	1,462.7
Lab	60	7.9%	612	10.2	938.0	62.5
Combined Lecture/Lab	235	31.0%	3,555	15.1	7,673.0	512.0
Individual Study	2	0.3%	2	1.0	6.0	0.4
Seminar	3	0.4%	28	9.3	28.0	1.9
Internship	4	0.5%	12	3.0	36.0	2.4
Open Entry	12	1.6%	101	8.4	150.5	10.3
Practicum	17	2.2%	103	6.1	360.0	24.5
Total	759	100.0%	12,453	9.0	31,079.5	2,076.7

Instruction Type	Fall 2006					
	Number of Sections	% Total Sections	Total Enrolled	Avg Section Size	SCH	FTES
Lecture	479	60.9%	8,269	17.3	22,609.0	1,510.7
Lab	55	7.0%	562	10.2	834.0	55.6
Combined Lecture/Lab	221	28.1%	3,011	13.6	6,969.0	465.0
Seminar	3	0.4%	24	8.0	24.0	1.6
Internship	6	0.8%	7	1.2	19.0	1.3
Open Entry	9	1.1%	89	9.9	131.5	8.8
Practicum	13	1.7%	68	5.2	314.0	21.4
Total	786	100.0%	12,030	9.3	30,900.5	2,064.4

Enrollment by Instruction Type University of Alaska Anchorage- Community and Technical College

Instruction Type	Fall 2007					
	Number of Sections	% Total Sections	Total Enrolled	Avg Section Size	SCH	FTES
Lecture	471	59.2%	8,078	17.2	22,590.0	1,508.9
Lab	55	6.9%	514	9.3	652.0	43.5
Combined Lecture/Lab	239	30.1%	3,098	13.0	7,230.0	482.1
Individual Study	2	0.3%	2	1.0	4.0	0.3
Seminar	2	0.3%	13	6.5	13.0	0.9
Internship	5	0.6%	13	2.6	39.0	2.8
Open Entry	10	1.3%	87	8.7	129.0	8.6
Practicum	11	1.4%	60	5.5	267.0	18.2
Total	795	100.0%	11,865	8.0	30,924.0	2,065.3

Instruction Type	Fall 2008					
	Number of Sections	% Total Sections	Total Enrolled	Avg Section Size	SCH	FTES
Lecture	472	59.1%	7,938	16.8	22,194.0	1,483.1
Lab	49	6.1%	470	9.6	639.0	42.8
Combined Lecture/Lab	246	30.8%	3,008	12.2	6,998.0	466.6
Individual Study	1	0.1%	1	1.0	1.0	0.1
Seminar	1	0.1%	12	12.0	12.0	0.8
Internship	5	0.6%	18	3.6	60.0	4.1
Open Entry	13	1.6%	62	4.8	94.5	6.3
Practicum	11	1.4%	63	5.7	309.0	21.0
Total	798	100.0%	11,572	8.2	30,307.5	2,024.8



Enrollment by Instruction Type
University of Alaska Anchorage - College of Business & Public Policy

Instruction Type	Fall 2004					
	Number of Sections	% Total Sections	Total Enrolled	Avg Section Size	SCH	FTES
Lecture	157	91.8%	4,268	27.2	12,545.0	855.0
Combined Lecture/Lab	2	1.2%	51	25.5	153.0	10.2
Individual Study	3	1.8%	7	2.3	19.0	1.3
Seminar	1	0.6%	1	1.0	3.0	0.3
Internship	7	4.1%	18	2.6	54.0	3.7
Research	1	0.6%	4	4.0	12.0	1.0
Total	171	100.0%	4,349	10.4	12,786.0	871.5

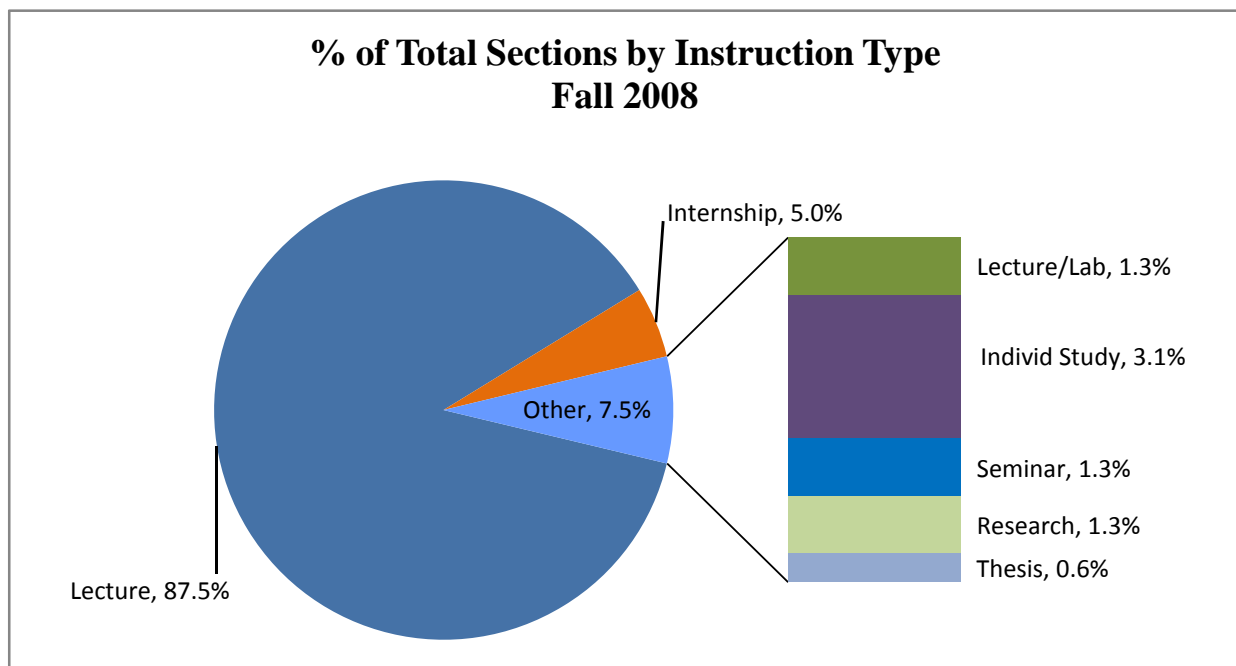
Instruction Type	Fall 2005					
	Number of Sections	% Total Sections	Total Enrolled	Avg Section Size	SCH	FTES
Lecture	153	92.7%	4,467	29.2	12,917.0	881.9
Combined Lecture/Lab	3	1.8%	46	15.3	129.0	8.8
Individual Study	4	2.4%	6	1.5	16.0	1.1
Internship	4	2.4%	11	2.8	33.0	2.2
Research	1	0.6%	7	7.0	21.0	1.8
Total	165	100.0%	4,537	11.2	13,116.0	895.8

Instruction Type	Fall 2006					
	Number of Sections	% Total Sections	Total Enrolled	Avg Section Size	SCH	FTES
Lecture	147	91.3%	4,276	29.1	12,484.0	850.1
Combined Lecture/Lab	2	1.2%	39	19.5	117.0	7.8
Individual Study	5	3.1%	8	1.6	16.0	1.1
Internship	6	3.7%	11	1.8	33.0	2.3
Research	1	0.6%	5	5.0	15.0	1.3
Total	161	100.0%	4,339	11.4	12,665.0	862.6

Enrollment by Instruction Type University of Alaska Anchorage - College of Business & Public Policy

Instruction Type	Fall 2007					
	Number of Sections	% Total Sections	Total Enrolled	Avg Section Size	SCH	FTES
Lecture	151	89.3%	4,364	28.9	12,628.0	864.4
Combined Lecture/Lab	3	1.8%	69	23.0	207.0	13.8
Individual Study	4	2.4%	9	2.3	27.0	1.8
Seminar	1	0.6%	26	26.0	78.0	6.5
Internship	7	4.1%	10	1.4	28.0	1.9
Research	2	1.2%	4	2.0	12.0	1.0
Thesis	1	0.6%	2	2.0	0.0	0.0
Total	169	100.0%	4,484	12.2	12,980.0	889.4

Instruction Type	Fall 2008					
	Number of Sections	% Total Sections	Total Enrolled	Avg Section Size	SCH	FTES
Lecture	140	87.5%	4,396	31.4	12,936.0	883.4
Combined Lecture/Lab	2	1.3%	38	19.0	114.0	7.6
Individual Study	5	3.1%	8	1.6	24.0	1.7
Seminar	2	1.3%	48	24.0	144.0	12.0
Internship	8	5.0%	13	1.6	39.0	2.7
Research	2	1.3%	3	1.5	9.0	0.8
Thesis	1	0.6%	2	2.0	6.0	0.5
Total	160	100.0%	4,508	11.6	13,272.0	908.7



Enrollment by Instruction Type
University of Alaska Anchorage- School of Engineering

Instruction Type	Fall 2004					
	Number of Sections	% Total Sections	Total Enrolled	Avg Section Size	SCH	FTES
Lecture	32	47.8%	480	15.0	1,427.0	103.3
Lab	9	13.4%	92	10.2	6.0	0.4
Combined Lecture/Lab	21	31.3%	385	18.3	1,212.0	81.3
Internship	3	4.5%	4	1.3	10.0	0.7
Research	1	1.5%	3	3.0	9.0	0.8
Thesis	1	1.5%	1	1.0	3.0	0.3
Total	67	100.0%	965	8.1	2,667.0	186.8

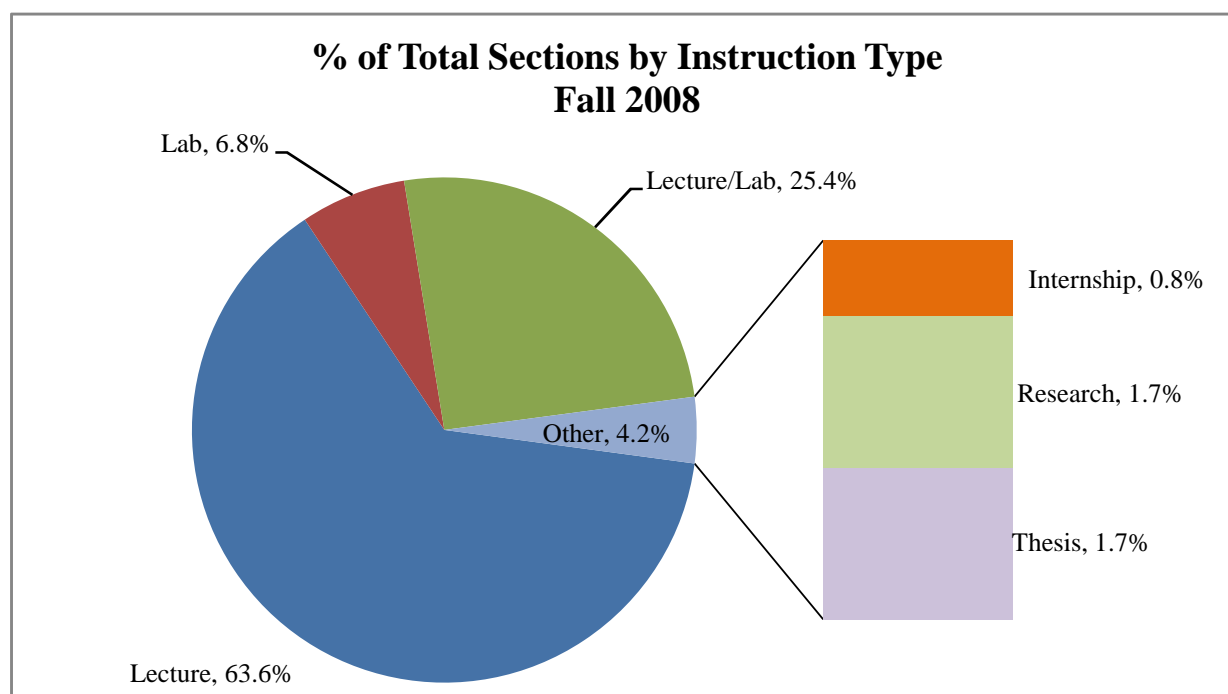
Instruction Type	Fall 2005					
	Number of Sections	% Total Sections	Total Enrolled	Avg Section Size	SCH	FTES
Lecture	43	54.4%	716	16.7	2,016.0	146.4
Lab	8	10.1%	91	11.4	12.0	0.8
Combined Lecture/Lab	22	27.8%	377	17.1	1,212.0	80.8
Individual Study	1	1.3%	2	2.0	2.0	0.1
Internship	2	2.5%	3	1.5	5.0	0.3
Research	2	2.5%	5	2.5	15.0	1.3
Thesis	1	1.3%	1	1.0	6.0	0.5
Total	79	100.0%	1,195	7.5	3,268.0	230.2

Instruction Type	Fall 2006					
	Number of Sections	% Total Sections	Total Enrolled	Avg Section Size	SCH	FTES
Lecture	48	54.5%	931	19.4	2,573.0	184.4
Lab	7	8.0%	98	14.0	0.0	0.0
Combined Lecture/Lab	25	28.4%	405	16.2	1,298.0	86.5
Individual Study	1	1.1%	2	2.0	2.0	0.1
Internship	1	1.1%	1	1.0	3.0	0.2
Research	3	3.4%	7	2.3	21.0	1.8
Thesis	3	3.4%	6	2.0	18.0	1.5
Total	88	100.0%	1,450	8.1	3,915.0	274.5

Enrollment by Instruction Type University of Alaska Anchorage- School of Engineering

Instruction Type	Fall 2007					
	Number of Sections	% Total Sections	Total Enrolled	Avg Section Size	SCH	FTES
Lecture	65	60.2%	1,146	17.6	3,120.0	225.3
Lab	8	7.4%	103	12.9	43.0	2.9
Combined Lecture/Lab	29	26.9%	427	14.7	1,324.0	88.3
Internship	1	0.9%	1	1.0	3.0	0.2
Research	2	1.9%	4	2.0	12.0	1.0
Thesis	3	2.8%	10	3.3	10.0	0.8
Total	108	100.0%	1,691	8.6	4,512.0	318.5

Instruction Type	Fall 2008					
	Number of Sections	% Total Sections	Total Enrolled	Avg Section Size	SCH	FTES
Lecture	75	63.6%	1,375	18.3	3,777.0	273.4
Lab	8	6.8%	107	13.4	36.0	2.4
Combined Lecture/Lab	30	25.4%	472	15.7	1,369.0	91.4
Internship	1	0.8%	1	1.0	3.0	0.2
Research	2	1.7%	3	1.5	9.0	0.8
Thesis	2	1.7%	2	1.0	6.0	0.5
Total	118	100.0%	1,960	8.5	5,200.0	368.7



Enrollment by Instruction Type
University of Alaska Anchorage- Kenai Peninsula College

Instruction Type	Fall 2004					
	Number of Sections	% Total Sections	Total Enrolled	Avg Section Size	SCH	FTES
Lecture	206	68.9%	2,656	12.9	6,929.0	465.7
Lab	39	13.0%	383	9.8	479.0	31.9
Combined Lecture/Lab	49	16.4%	493	10.1	1,500.0	100.0
Individual Study	1	0.3%	1	1.0	1.0	0.1
Seminar	1	0.3%	1	1.0	1.0	0.1
Internship	1	0.3%	3	3.0	9.0	0.6
Open Entry	1	0.3%	12	12.0	11.0	0.7
Practicum	1	0.3%	7	7.0	28.0	1.9
Total	299	100.0%	3,556	7.1	8,958.0	601.0

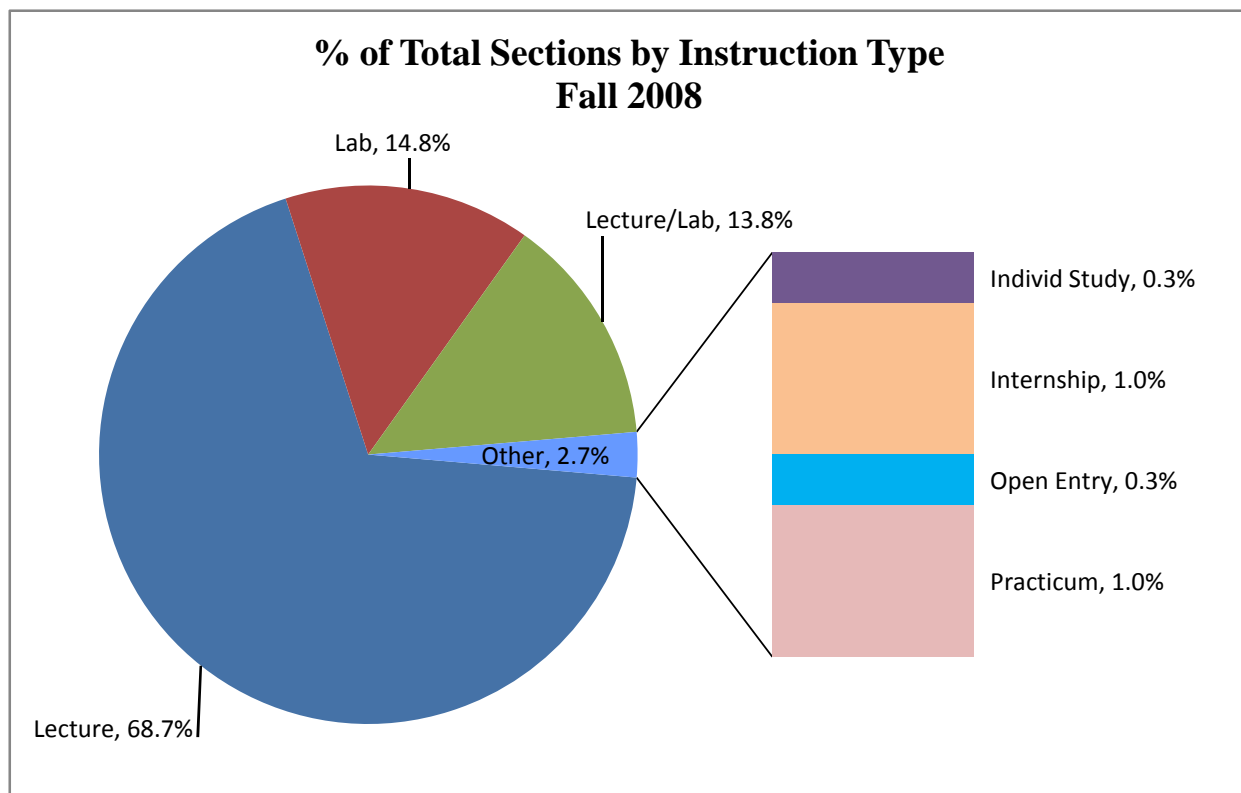
Instruction Type	Fall 2005					
	Number of Sections	% Total Sections	Total Enrolled	Avg Section Size	SCH	FTES
Lecture	214	70.2%	2,821	13.2	7,010.0	469.3
Lab	34	11.1%	361	10.6	513.0	34.2
Combined Lecture/Lab	50	16.4%	529	10.6	1,720.0	114.7
Seminar	1	0.3%	4	4.0	4.0	0.3
Internship	2	0.7%	2	1.0	6.0	0.4
Open Entry	1	0.3%	3	3.0	3.0	0.2
Practicum	3	1.0%	7	2.3	21.0	1.4
Total	305	100.0%	3,727	6.4	9,277.0	620.5

Instruction Type	Fall 2006					
	Number of Sections	% Total Sections	Total Enrolled	Avg Section Size	SCH	FTES
Lecture	207	67.9%	2,864	13.8	7,445.0	498.7
Lab	38	12.5%	369	9.7	442.0	29.5
Combined Lecture/Lab	50	16.4%	550	11.0	1,917.0	127.8
Individual Study	2	0.7%	2	1.0	3.0	0.2
Seminar	1	0.3%	3	3.0	3.0	0.2
Internship	3	1.0%	18	6.0	54.0	3.6
Open Entry	1	0.3%	1	1.0	1.0	0.1
Practicum	3	1.0%	5	1.7	18.0	1.2
Total	305	100.0%	3,812	5.9	9,883.0	661.3

Enrollment by Instruction Type University of Alaska Anchorage- Kenai Peninsula College

Instruction Type	Fall 2007					
	Number of Sections	% Total Sections	Total Enrolled	Avg Section Size	SCH	FTES
Lecture	201	67.4%	2,753	13.7	7,201.0	481.3
Lab	45	15.1%	438	9.7	562.0	37.5
Combined Lecture/Lab	44	14.8%	470	10.7	1,762.0	117.5
Individual Study	2	0.7%	2	1.0	4.0	0.3
Internship	2	0.7%	4	2.0	12.0	0.8
Open Entry	1	0.3%	2	2.0	2.0	0.1
Practicum	3	1.0%	8	2.7	24.0	1.6
Total	298	100.0%	3,677	6.0	9,567.0	639.0

Instruction Type	Fall 2008					
	Number of Sections	% Total Sections	Total Enrolled	Avg Section Size	SCH	FTES
Lecture	204	68.7%	2,823	13.8	7,793.0	521.1
Lab	44	14.8%	469	10.7	587.0	39.1
Combined Lecture/Lab	41	13.8%	452	11.0	1,660.0	110.7
Individual Study	1	0.3%	4	4.0	4.0	0.3
Internship	3	1.0%	12	4.0	79.0	5.3
Open Entry	1	0.3%	2	2.0	2.0	0.1
Practicum	3	1.0%	4	1.3	12.0	0.8
Total	297	100.0%	3,766	6.7	10,137.0	677.4



Enrollment by Instruction Type
University of Alaska Anchorage- Kodiak College

Instruction Type	Fall 2004					
	Number of Sections	% Total Sections	Total Enrolled	Avg Section Size	SCH	FTES
Lecture	100	77.5%	869	8.7	1,984.0	133.7
Lab	6	4.7%	62	10.3	82.0	5.5
Combined Lecture/Lab	20	18.2%	240	12.0	336.0	22.4
Internship	1	0.9%	1	1.0	1.0	0.1
Open Entry	2	1.8%	3	1.5	3.0	0.2
Total	129	103.1%	1,175	6.7	2,406.0	161.9

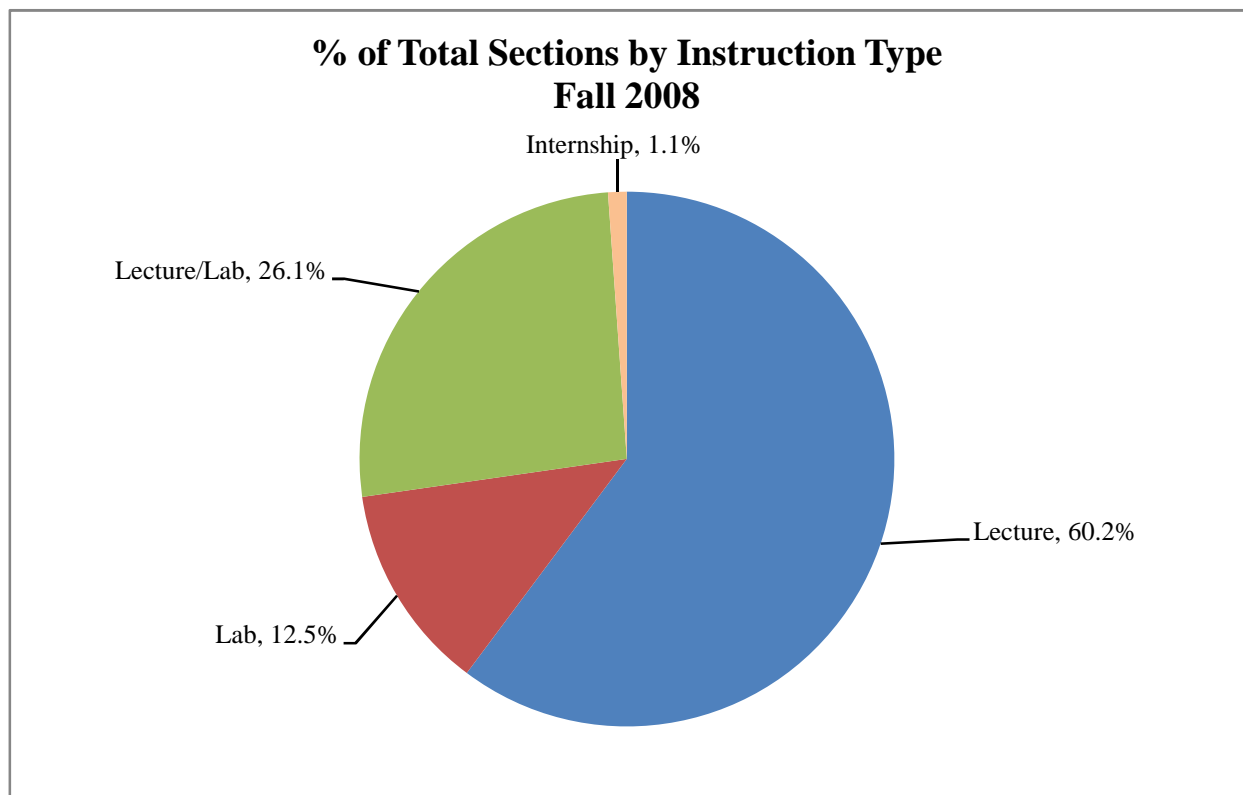
Instruction Type	Fall 2005					
	Number of Sections	% Total Sections	Number of Sections	Avg Section Size	SCH	FTES
Lecture	78	70.9%	714	9.2	1,699.0	114.9
Lab	7	6.4%	63	9.0	84.0	5.6
Combined Lecture/Lab	21	19.1%	266	12.7	423.0	28.2
Open Entry	2	1.8%	3	1.5	3.0	0.2
Practicum	1	0.9%	1	1.0	3.0	0.2
Research	1	0.9%	1	1.0	3.0	0.2
Total	110	100.0%	1,048	5.7	2,215.0	149.3

Instruction Type	Fall 2006					
	Number of Sections	% Total Sections	Number of Sections	Avg Section Size	SCH	FTES
Lecture	68	65.4%	693	10.2	1,719.0	118.1
Lab	6	5.8%	61	10.2	65.0	4.3
Combined Lecture/Lab	28	26.9%	329	11.8	431.0	28.7
Internship	1	1.0%	1	1.0	1.0	0.1
Open Entry	1	1.0%	2	2.0	4.0	0.3
Total	104	100.0%	1,086	7.0	2,220.0	151.5

Enrollment by Instruction Type University of Alaska Anchorage- Kodiak College

Instruction Type	Fall 2007					
	Number of Sections	% Total Sections	Number of Sections	Avg Section Size	SCH	FTES
Lecture	62	65.3%	696	11.2	1,741.0	117.1
Lab	8	8.4%	87	10.9	67.0	4.5
Combined Lecture/Lab	23	24.2%	295	12.8	526.0	35.1
Open Entry	1	1.1%	4	4.0	9.0	0.6
Research	1	1.1%	1	1.0	2.0	0.1
Total	95	100.0%	1,083	8.0	2,345.0	157.3

Instruction Type	Fall 2008					
	Number of Sections	% Total Sections	Number of Sections	Avg Section Size	SCH	FTES
Lecture	53	60.2%	645	12.2	1,737.0	120.8
Lab	11	12.5%	127	11.5	76.0	5.1
Combined Lecture/Lab	23	26.1%	275	12.0	572.0	38.1
Internship	1	1.1%	1	1.0	2.0	0.1
Total	88	100.0%	1,048	9.2	2,387.0	164.1



Enrollment by Instruction Type
University of Alaska Anchorage- Matanuska-Susitna College

Instruction Type	Fall 2004					
	Number of Sections	% Total Sections	Total Enrolled	Avg Section Size	SCH	FTES
Lecture	241	77.2%	3328	13.8	8,456.0	563.7
Lab	25	8.0%	289	11.6	379.0	25.3
Combined Lecture/Lab	36	11.5%	348	9.7	1,146.0	76.4
Individual Study	1	0.3%	1	1.0	3.0	0.2
Internship	1	0.3%	2	2.0	2.0	0.1
Open Entry	1	0.3%	3	3.0	3.0	0.2
Practicum	4	1.3%	28	7.0	110.0	7.3
Total	309	99.0%	3,999	12.9	10,099.0	673.2

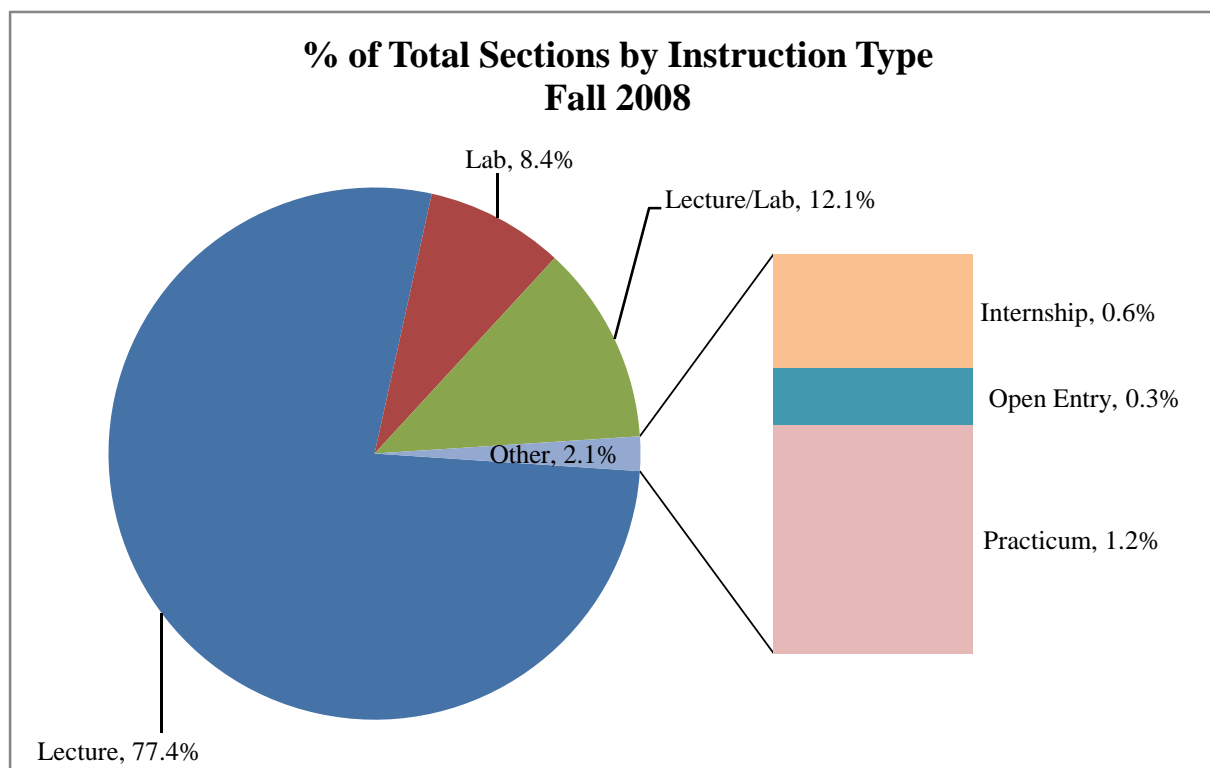
Instruction Type	Fall 2005					
	Number of Sections	% Total Sections	Total Enrolled	Avg Section Size	SCH	FTES
Lecture	238	71.7%	3519	14.8	8,737.0	582.5
Lab	32	9.6%	349	10.9	441.0	29.4
Combined Lecture/Lab	37	11.1%	375	10.1	1,308.0	87.2
Internship	1	0.3%	2	2.0	5.0	0.3
Open Entry	1	0.3%	1	1.0	1.0	0.1
Practicum	3	0.9%	29	9.7	87.0	5.8
Total	312	94.0%	4,275	13.7	10,579.0	705.3

Instruction Type	Fall 2006					
	Number of Sections	% Total Sections	Total Enrolled	Avg Section Size	SCH	FTES
Lecture	268	85.1%	3609	13.5	8,840.0	589.3
Lab	29	9.2%	338	11.7	434.0	28.9
Combined Lecture/Lab	28	8.9%	262	9.4	955.0	63.7
Internship	1	0.3%	5	5.0	8.0	0.5
Open Entry	1	0.3%	2	2.0	2.0	0.1
Practicum	5	1.6%	28	5.6	84.0	5.6
Total	332	105.4%	4,244	12.8	10,323.0	688.1

Enrollment by Instruction Type University of Alaska Anchorage- Matanuska-Susitna College

Instruction Type	Fall 2007					
	Number of Sections	% Total Sections	Total Enrolled	Avg Section Size	SCH	FTES
Lecture	242	76.8%	3367	13.9	8,662.0	577.5
Lab	27	8.6%	361	13.4	446.0	29.7
Combined Lecture/Lab	37	11.7%	351	9.5	1,266.0	84.4
Individual Study	1	0.3%	1	1.0	1.0	0.1
Seminar	1	0.3%	2	2.0	2.0	0.1
Internship	2	0.6%	4	2.0	10.0	0.7
Open Entry	1	0.3%	2	2.0	2.0	0.1
Practicum	4	1.3%	24	6.0	72.0	4.8
Total	315	100.0%	4,112	6.2	10,461.0	697.4

Instruction Type	Fall 2008					
	Number of Sections	% Total Sections	Total Enrolled	Avg Section Size	SCH	FTES
Lecture	250	77.4%	3421	13.7	8,708.0	580.5
Lab	27	8.4%	365	13.5	470.0	31.3
Combined Lecture/Lab	39	12.1%	382	9.8	1,402.0	93.5
Internship	2	0.6%	17	8.5	50.0	3.3
Open Entry	1	0.3%	3	3.0	3.0	0.2
Practicum	4	1.2%	22	5.5	66.0	4.4
Total	323	100.0%	4,210	9.0	10,699.0	713.3



Enrollment by Instruction Type
University of Alaska Anchorage- Prince William Sound Community College

Instruction Type	Fall 2004					
	Number of Sections	% Total Sections	Total Enrolled	Avg Section Size	SCH	FTES
Lecture	199	69.8%	1544	7.8	3,245.1	217.1
Lab	7	2.5%	63	9.0	59.0	3.9
Combined Lecture/Lab	30	10.5%	194	6.5	414.2	27.8
Internship	2	0.7%	2	1.0	9.0	0.6
Open Entry	36	12.6%	533	14.8	573.0	38.2
Practicum	6	2.1%	13	2.2	51.0	3.4
Workshop	1	0.4%	9	9.0	4.5	0.3
Distance Teaching Indep.	4	1.4%	8	2.0	28.0	1.9
Total	285	100.0%	2,366	6.5	4,383.8	293.2

Instruction Type	Fall 2005					
	Number of Sections	% Total Sections	Total Enrolled	Avg Section Size	SCH	FTES
Lecture	196	80.0%	1418	7.2	2,906.5	194.6
Lab	5	2.0%	42	8.4	42.0	2.8
Combined Lecture/Lab	14	5.7%	113	8.1	341.0	22.7
Internship	2	0.8%	3	1.5	12.0	0.8
Open Entry	26	10.6%	558	21.5	598.0	39.9
Practicum	1	0.4%	1	1.0	3.0	0.2
Studio	1	0.4%	8	8.0	8.0	0.5
Total	245	100.0%	2,143	8.0	3,910.5	261.5

Instruction Type	Fall 2006					
	Number of Sections	% Total Sections	Total Enrolled	Avg Section Size	SCH	FTES
Lecture	226	86.9%	1812	8.0	3,547.0	236.8
Lab	5	1.9%	48	9.6	48.0	3.2
Combined Lecture/Lab	12	4.6%	125	10.4	337.2	22.5
Open Entry	7	2.7%	512	73.1	438.0	29.2
Practicum	6	2.3%	13	2.2	39.0	2.6
Distance Teaching Indep.	4	1.5%	13	3.3	45.0	3.0
Total	260	100.0%	2,523	17.8	4,454.2	297.3

Enrollment by Instruction Type

University of Alaska Anchorage- Prince William Sound Community College

Instruction Type	Fall 2007					
	Number of Sections	% Total Sections	Total Enrolled	Avg Section Size	SCH	FTES
Lecture	185	86.0%	1307	7.1	2,934.0	196.0
Lab	5	2.3%	66	13.2	65.0	4.3
Combined Lecture/Lab	16	7.4%	103	6.4	332.0	22.1
Open Entry	8	3.7%	478	59.8	473.0	31.5
Practicum	1	0.5%	1	1.0	1.0	0.1
Total	215	100.0%	1,955	17.5	3,805.0	254.1

Instruction Type	Fall 2008					
	Number of Sections	% Total Sections	Total Enrolled	Avg Section Size	SCH	FTES
Lecture	168	87.5%	1552	9.2	3,406.9	228.0
Lab	4	2.1%	19	4.8	19.0	1.3
Combined Lecture/Lab	7	3.6%	61	8.7	172.0	11.5
Internship	1	0.5%	1	1.0	6.0	0.4
Open Entry	7	3.6%	32	4.6	46.0	3.1
Practicum	4	2.1%	13	3.3	39.0	2.6
Workshop	1	0.5%	15	15.0	7.5	0.5
Total	192	100.0%	1,955	6.6	3,696.4	247.3

