



UAA Center for  
Human Development  
UNIVERSITY of ALASKA ANCHORAGE

# 2024 Brain Injury Needs Assessment Survey

## *Summary Results*



**YOUR JOURNEY. YOUR COMMUNITY. YOUR IMPACT.**



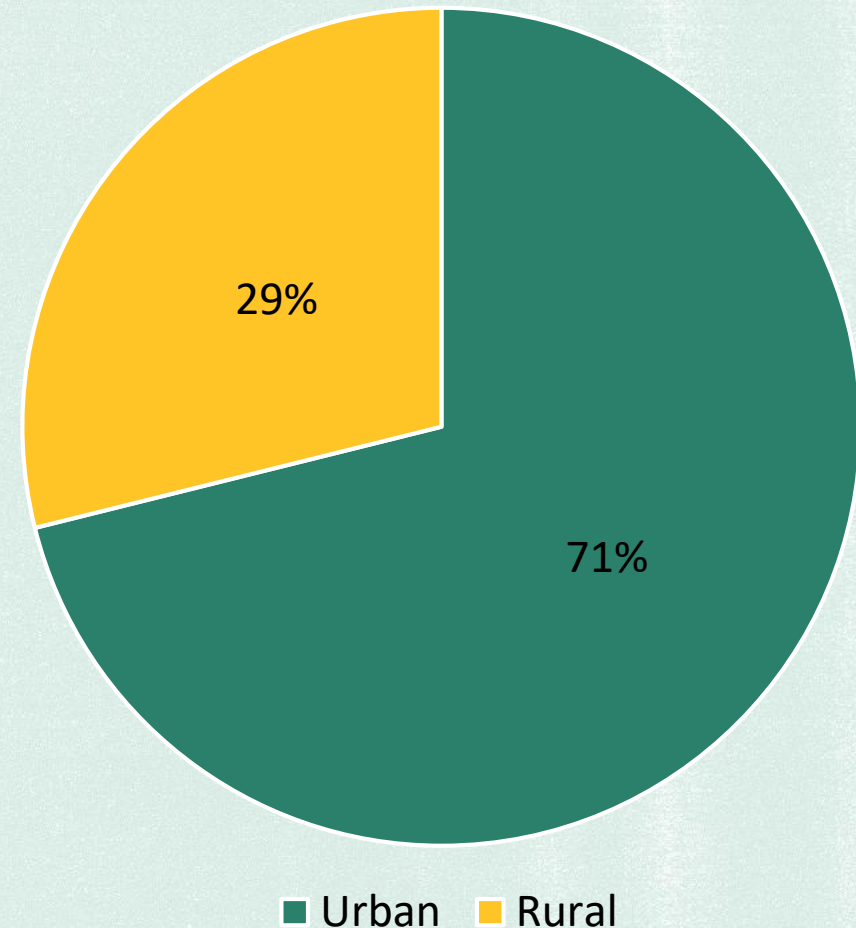
## Three survey tracks open to Alaskans

1. **Individual** with brain injury survey track:
  - Asked about their own experiences
2. **Family/caregiver/guardian** of an individual with brain injury survey track:
  - Asked about the experiences of their relative/client with brain injury
3. **Medical and service provider** survey track:
  - Asked about their work and awareness of brain injury



# Survey completion and location

- 308 participants:
  - 71 individual
  - 55 family/caregiver
  - 182 provider



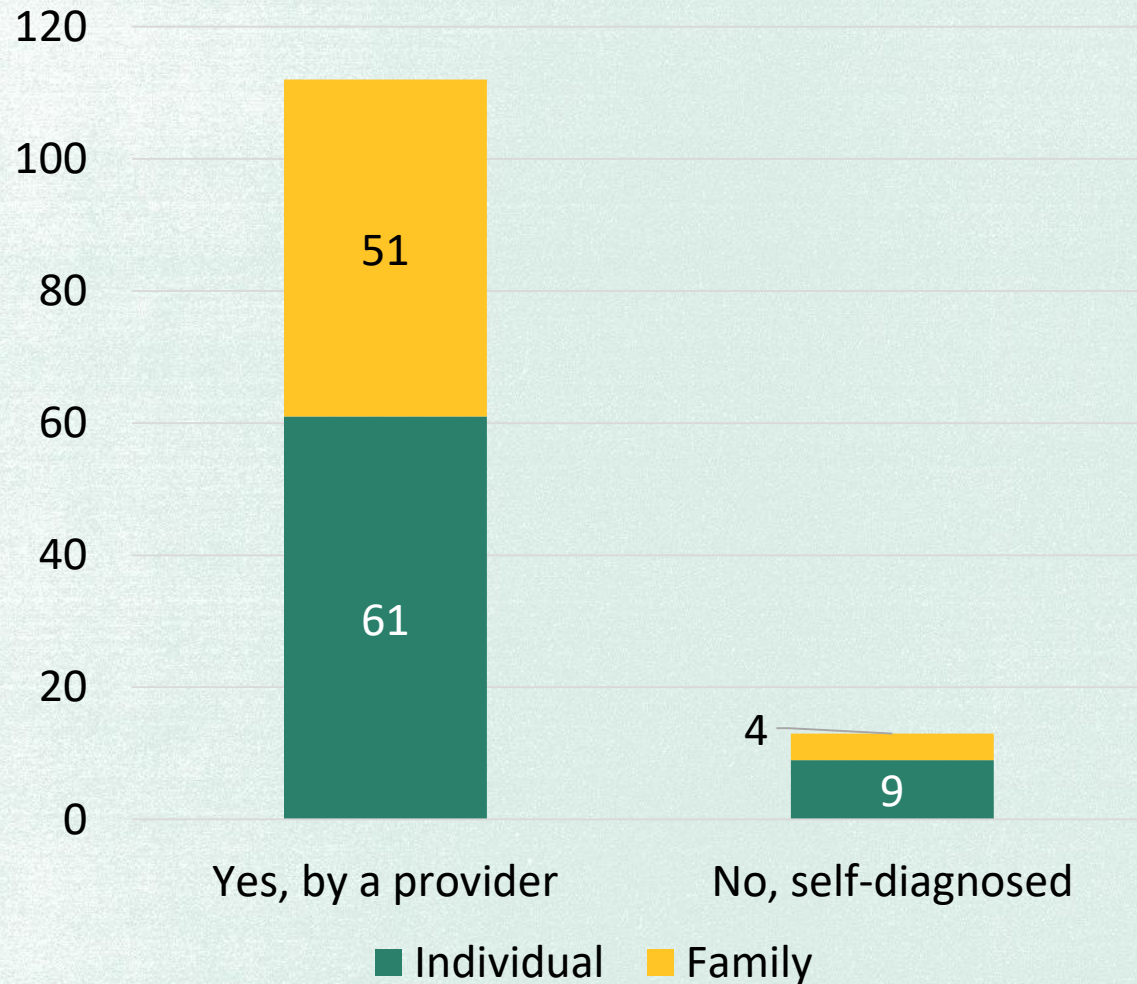
# Individual & family surveys

## *Overview*





# Formal diagnosis and demographics



	Individual	Family
Age in years ( <i>mean</i> )	47.66	38.63
Age at 1st brain injury	29.51	22.13
Age at most recent	40.47	31.21
Total no. of brain injuries	2.26	2.00

## Further demographics

Race/ethnicity	n	%
Alaska Native/American Indian	35	29%
Asian/Asian American	9	7%
Black/African-American	4	3%
Hispanic	4	3%
Latino/a	3	2%
Pacific Islander	1	1%
White/Caucasian	88	72%

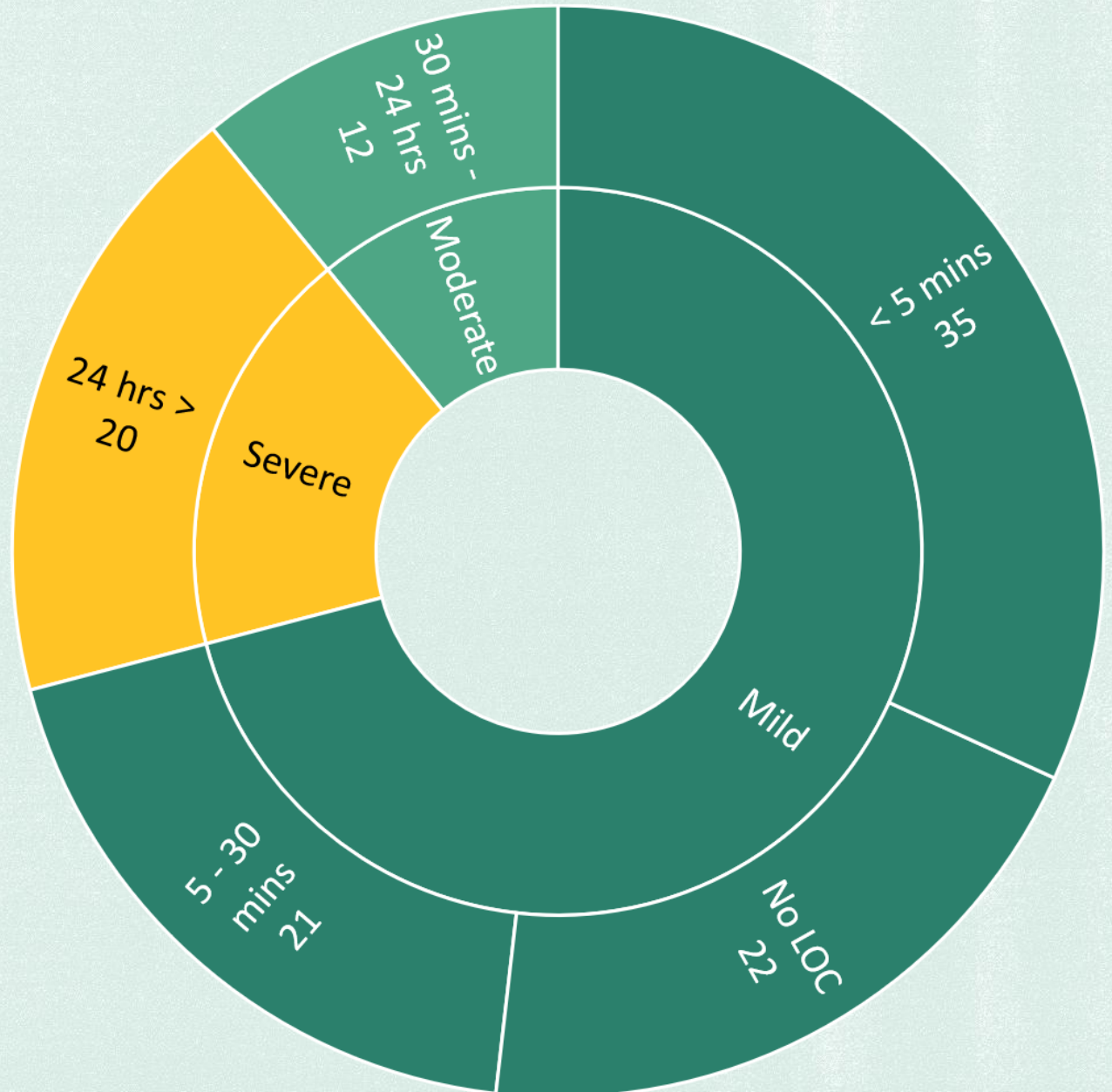
*Could select all that applied    122 answered this question*

Highest level of education	n	%
Less than high school diploma	6	5%
High school diploma	13	11%
Trade/technical/vocational training	5	4%
Some college, no degree	28	24%
Associate degree	15	13%
Bachelor's degree	30	26%
Graduate or professional degree	18	16%



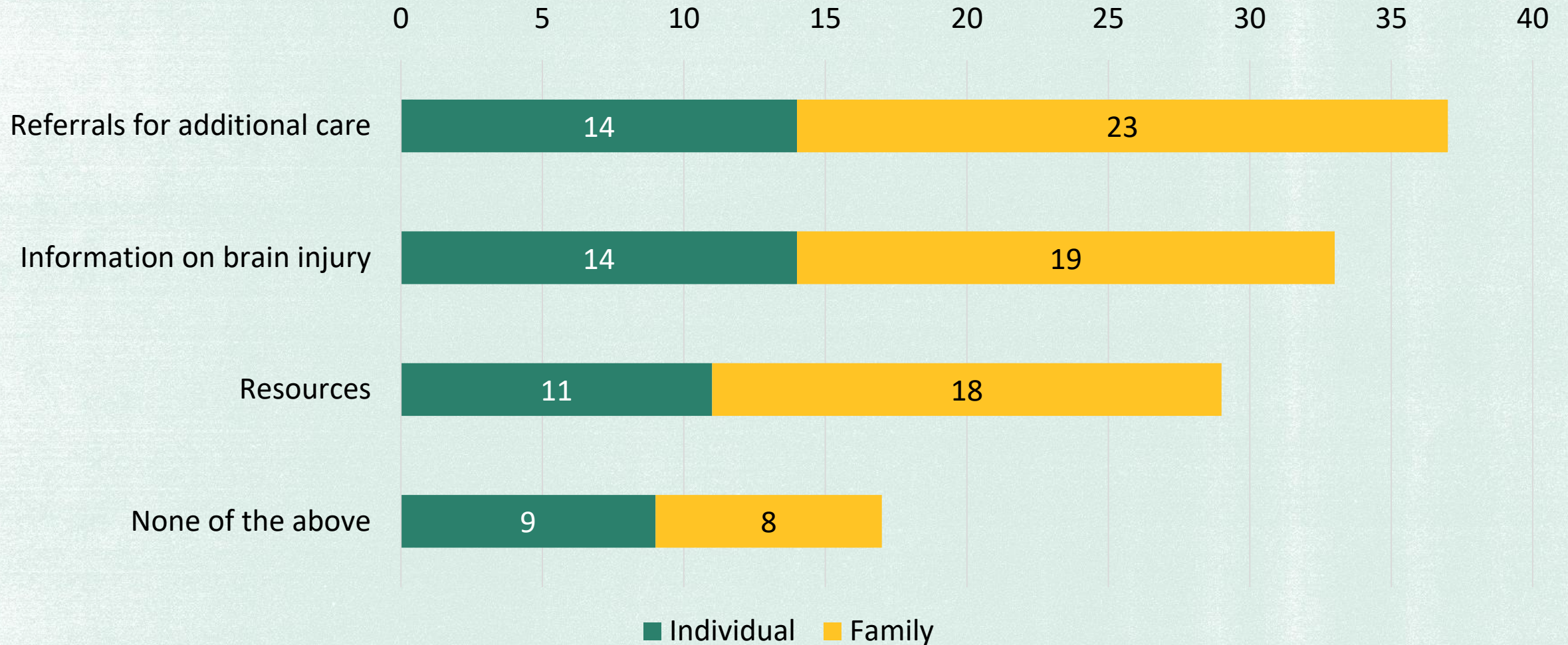
**Longest loss of  
consciousness (LOC)**

**Brain injury severity**





# Items received at hospital discharge



*Asked to select all that applied*

*73% received referrals/information/resources and 27% did not receive any*



# Services

0 10 20 30 40 50 60 70 80 90

Mental Health Counseling

38

41

Relationship Counseling

38

13

Neuropsychological exam

38

20

Chiropractic

37

24

Case Management

36

12

Neurology

33

36

Vision assessment/therapy

32

30

Physical Therapy

30

23

Behavioral Support/ABA

29

5

Social Skills Training

25

6

Occupational Therapy

24

18

Speech Therapy

14

14

Drug and Alcohol Counseling

14

7

IEP or 504 plan (school age only)

4

4

***Services received  
in the past 6 months***

■ No, but needed

■ Yes



# Individual track only

## *Social engagement*

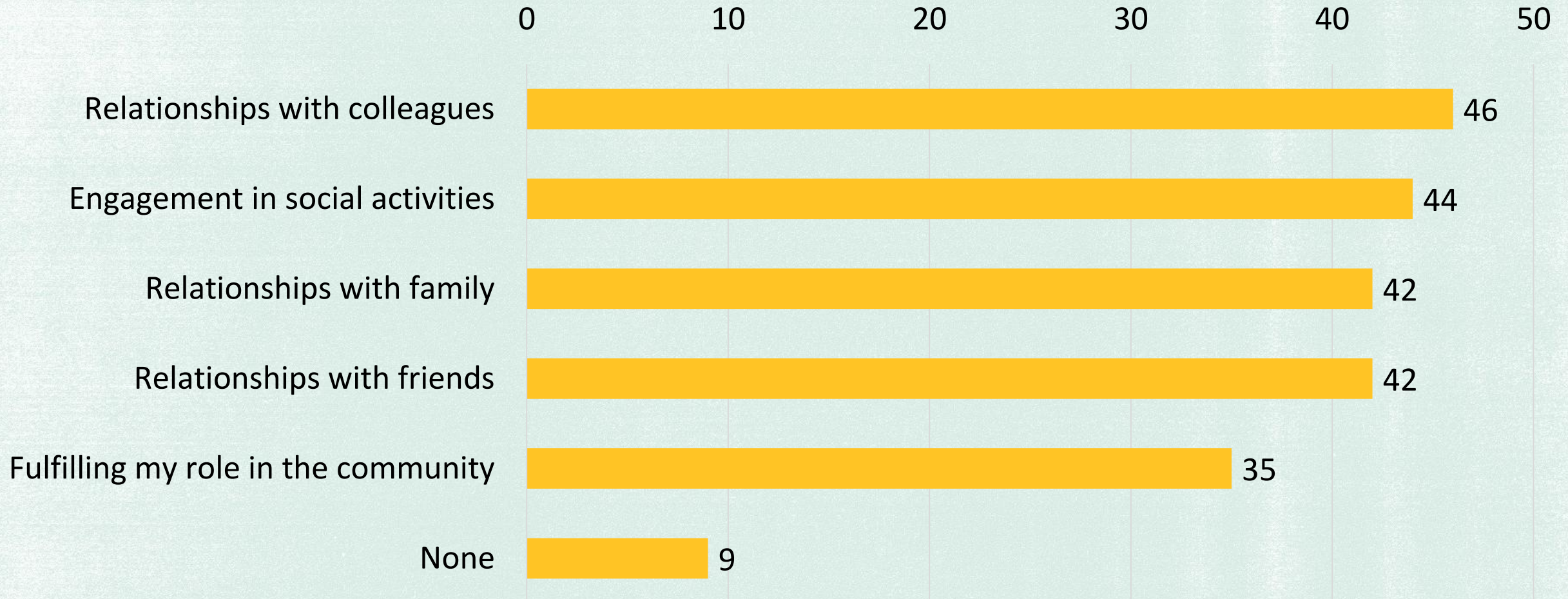
Satisfaction <i>from 0 (extremely dissatisfied) to 5 (extremely satisfied)</i>	Mean
Ability to engage in social relationships	2.81

Level of agreement <i>from 0 (strongly disagree) to 5 (strongly agree)</i>	Mean
My brain injury has made it more difficult to engage in social relationships	3.38



# Individual track only

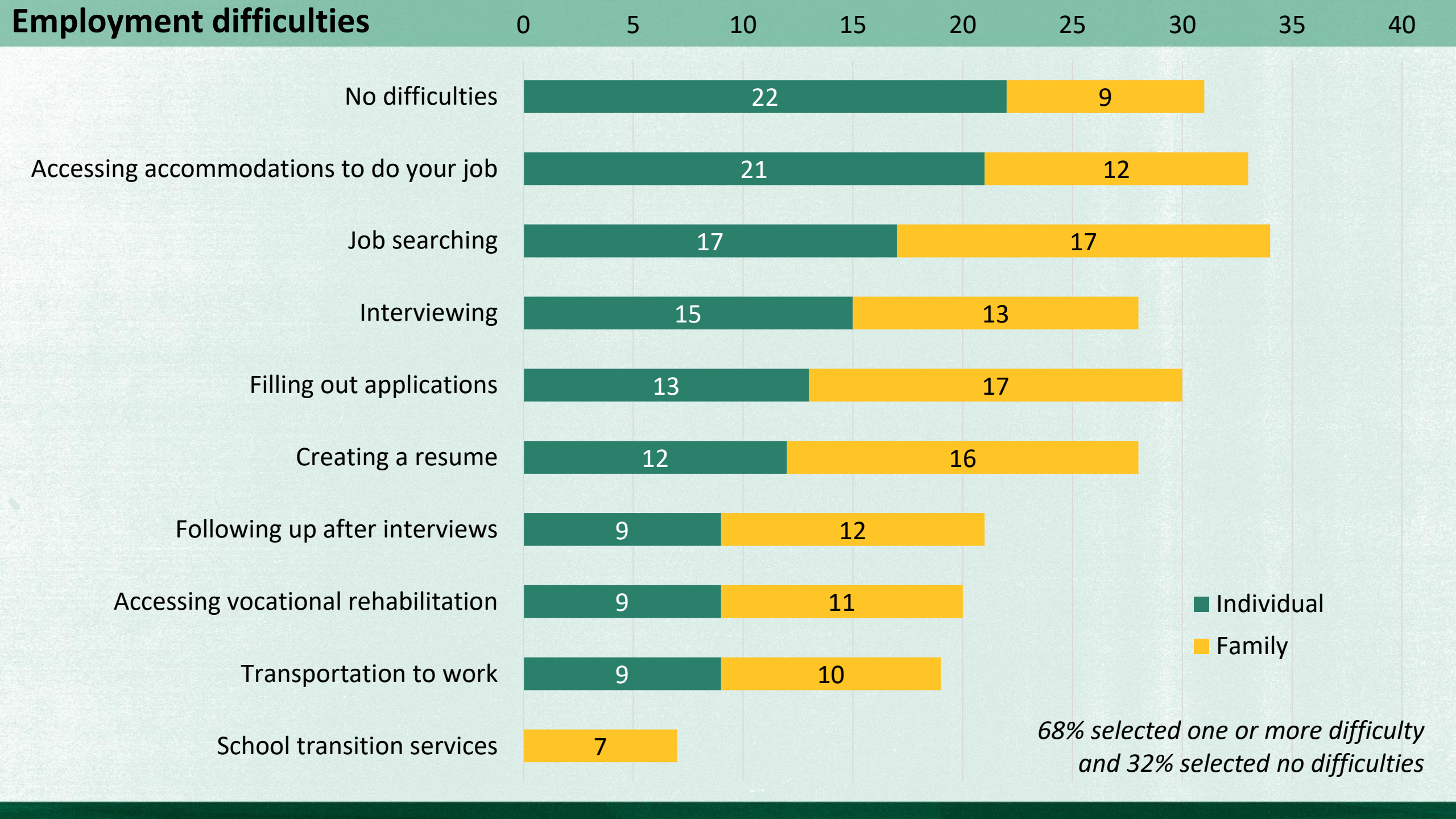
## *Social aspects that are more difficult since my brain injury*



*Asked to select all that applied*

*87% selected one or more difficulty and 13% selected no difficulties*

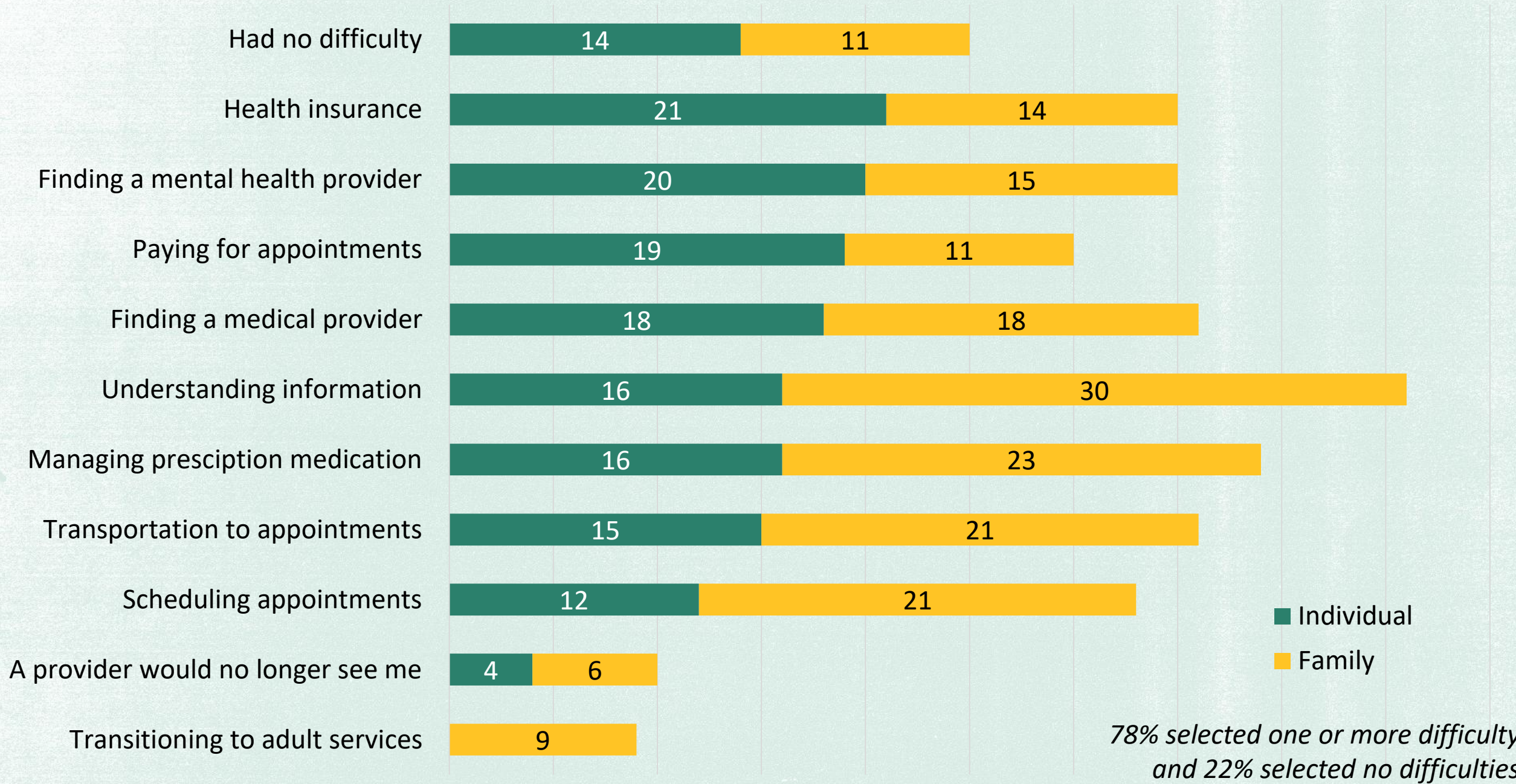






Healthcare difficulties

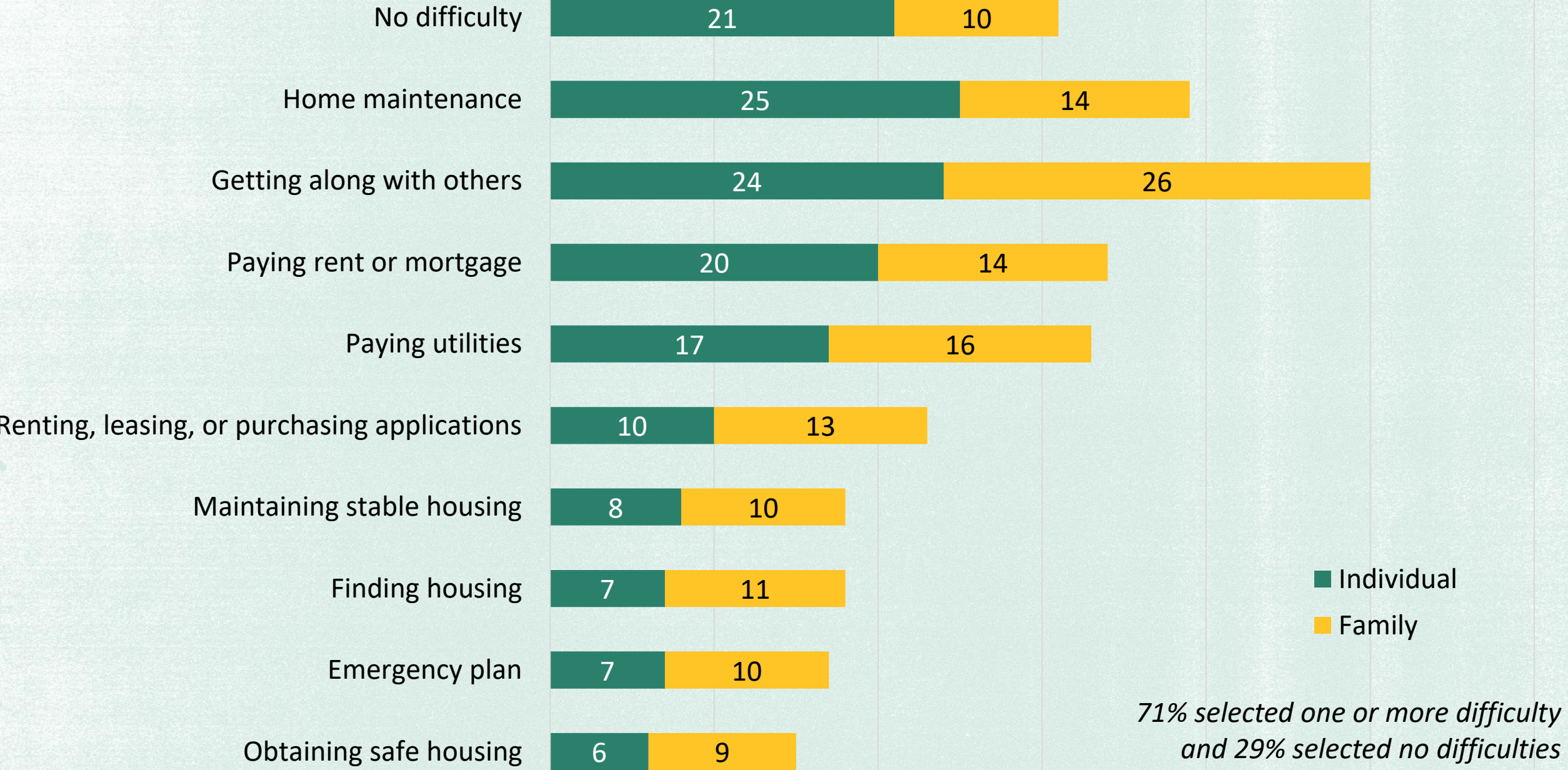
0 5 10 15 20 25 30 35 40 45 50



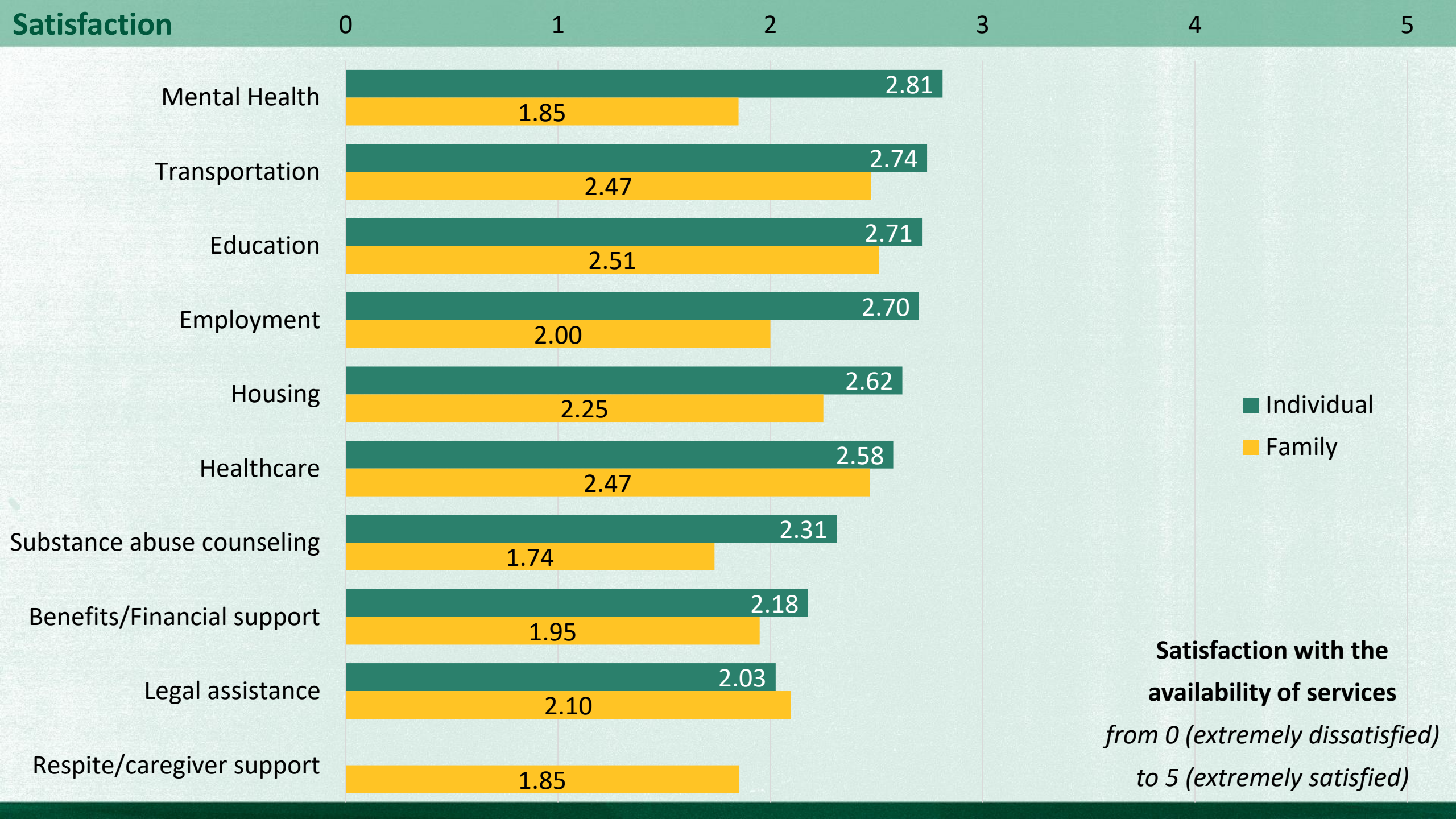


# Housing difficulties

0102030405060









## Reasons for being dissatisfied or suggested improvements

Individual	Family
Difficulty accessing treatment	Alaska has no resources
Financial issues	Bad experiences with services
Provider education needed	Bad experiences with providers
Housing support needed	Financial issues



# Other areas of support you wish were available

Individual	Family
Support with tasks	Education for everyone
Education for providers	Support to stay in home
Employment support	Employment support
Transportation	Transportation
Legal support	Mental health for brain injury
List of resources	Navigation/case management





**Individual survey**  
*Statistically significant  
additional tests*





## Results included in this section

1. Only results that are **statistically significant** are included
  - A significance test shows:
    - the same pattern of results have occurred in enough survey answers
      - that this pattern does not appear to be happening by chance
2. Only results with **medium > large effect sizes** are included
  - No results with a small effect size are reported
  - Medium to large effect sizes are shown in green 
  - Large effect sizes are shown in red 



# Difficulty

Healthcare



Social



Housing



Employment

Participants who selected that they had **one or more** social difficulties were also more likely to report having **one or more** difficulties in:

- Healthcare
- Housing
- Employment


*Compared to individuals who selected having **no** social difficulties*



# Housing difficulty

Housing

Housing



Employment



Healthcare

Participants who selected that they had **one or more** housing difficulties were also more likely to report having **one or more** difficulties in:

- Employment
- Healthcare

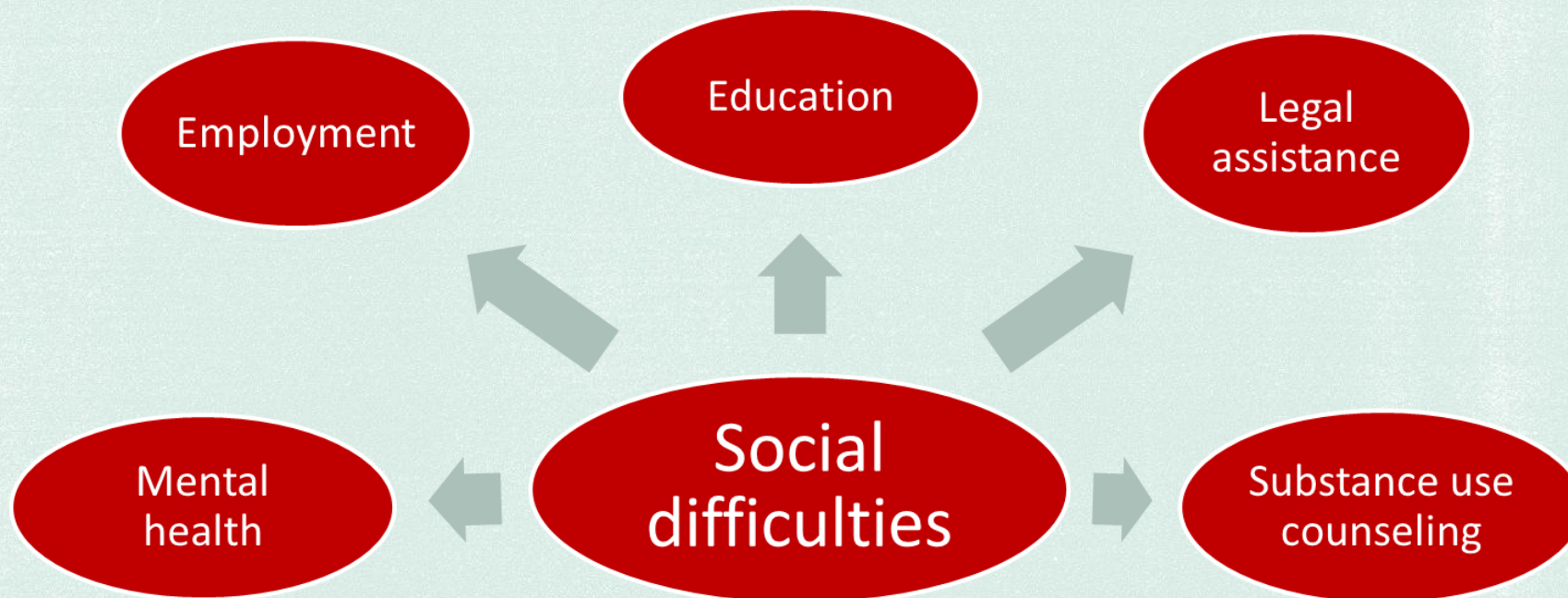
*Compared to those who selected having **no** housing difficulties*



# Social difficulty and satisfaction

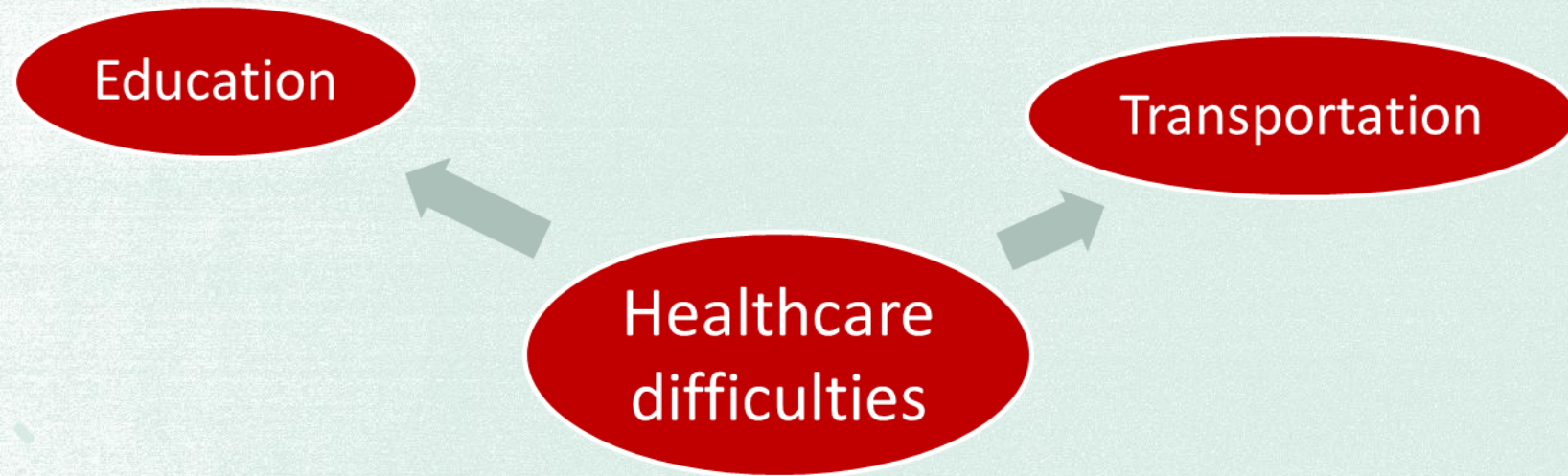
Participants who selected that they had **one or more** social difficulties were more likely to rate **low** satisfaction in the availability of services for:

- Employment
- Education
- Legal assistance
- Mental health
- Substance use counseling





# Healthcare difficulty and ratings



Participants who selected that they had **one or more** healthcare difficulties were more likely to rate **low** satisfaction in the availability of services for:

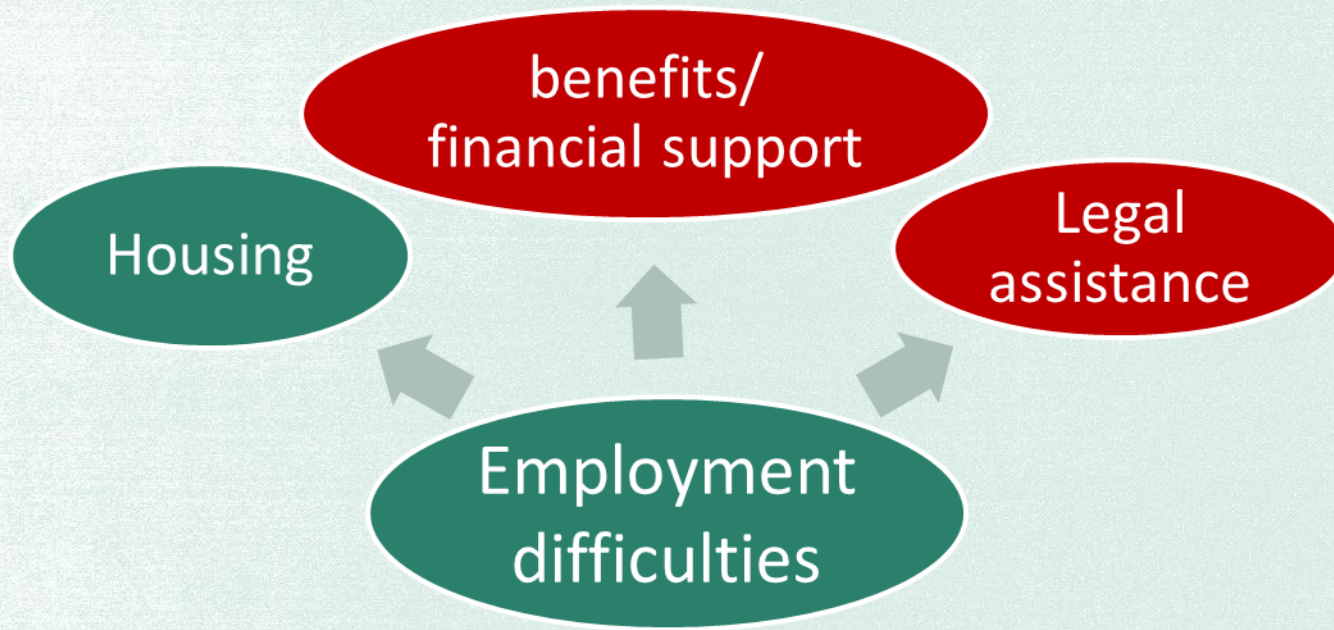
- Education
- Transportation

Participants who selected that they had **one or more** healthcare difficulties were more likely to rate **highly** that their brain injury had made it more difficult to engage in social relationships





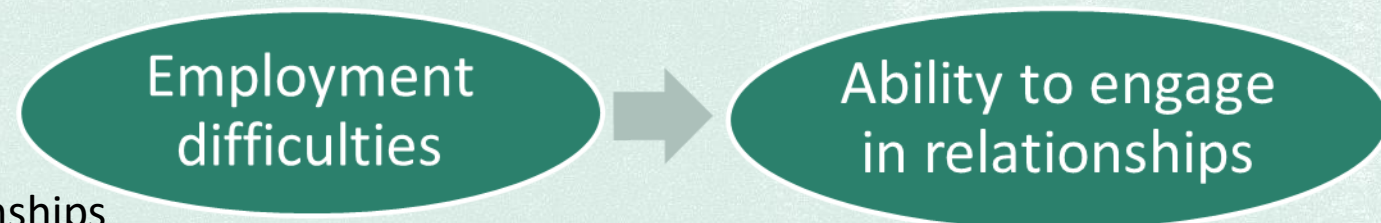
# Healthcare difficulty and satisfaction ratings



Participants who selected that they had **one or more** employment difficulties were more likely to rate **low** satisfaction in the availability of services for:

- Housing
- Legal assistance
- Benefits/financial support

Participants who selected that they had **one or more** employment difficulties were more likely to rate **low** satisfaction in their ability to engage in social relationships

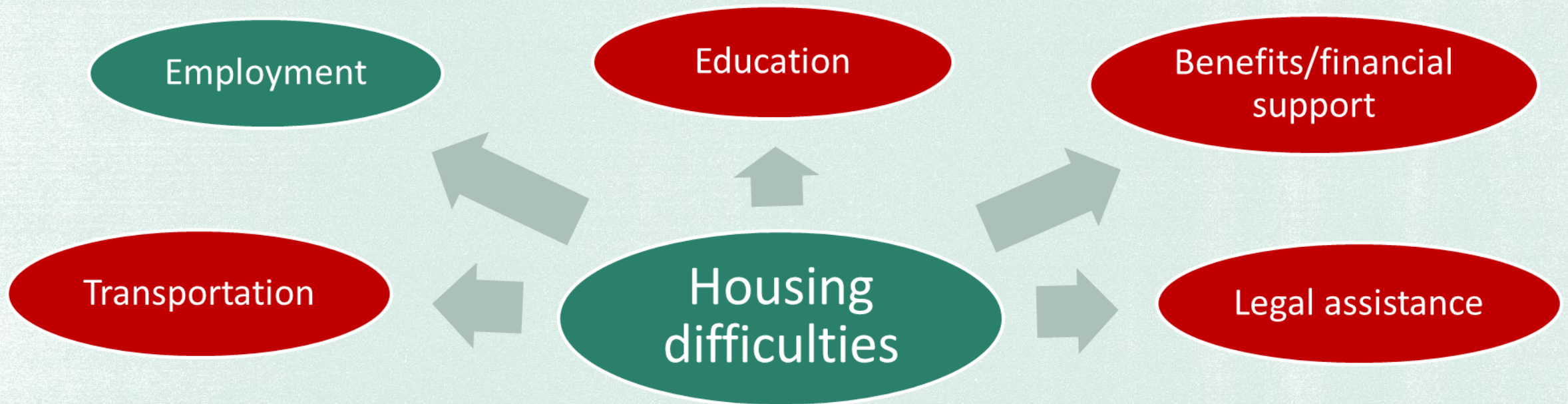




# Housing difficulty and satisfaction ratings

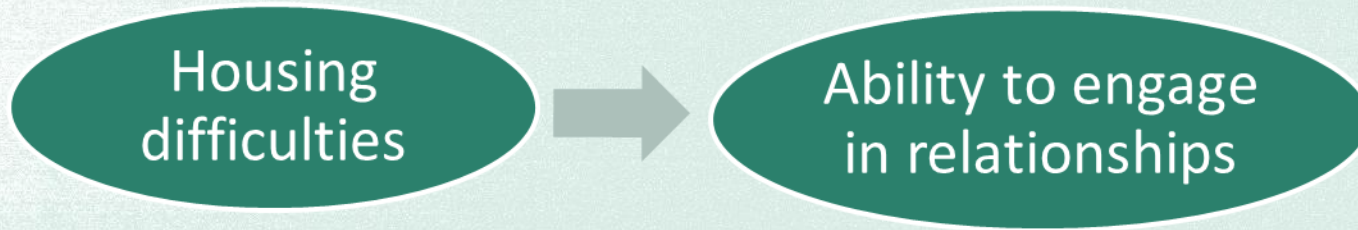
Participants who selected that they had **one or more** housing difficulties were more likely to rate **low** satisfaction in the availability of services for:

- Employment
- Education
- Transportation
- Legal assistance
- Benefits/financial support





# Housing difficulty and social ratings



Participants who selected that they had **one or more** housing difficulties were more likely to rate **low** satisfaction in their ability to engage in social relationships

Participants who selected that they had **one or more** housing difficulties were more likely to rate **highly** that their brain injury had made it more difficult to engage in social relationships





# Left Alaska for treatment

Tests showed the likelihood of having to leave Alaska for treatment was associated with brain injury severity with a large effect size

	Mild <i>no LOC to &lt;30mins</i>	Moderate <i>30mins to 24hrs</i>	Severe <i>over 24hrs</i>
Percentage of individuals who had to leave Alaska	22.4%	40%	83.3%

*Note. This was not a statistically significant result in the family member survey track sample*



**Family survey**  
*Statistically significant  
additional tests*



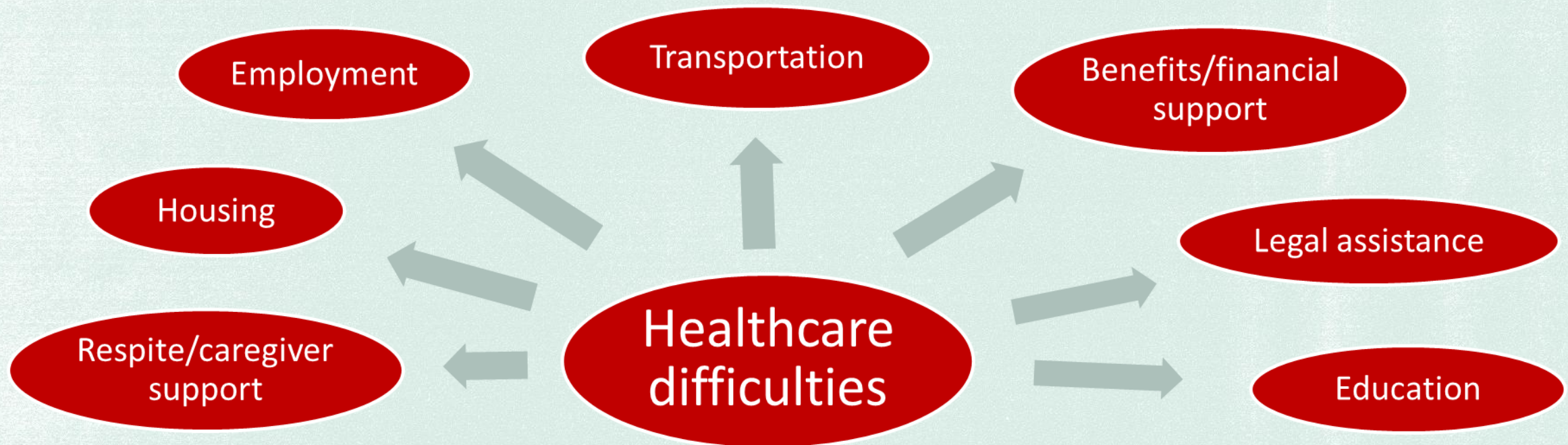


# Healthcare difficulties and satisfaction ratings

Participants who selected that they had **one or more** healthcare difficulties were more likely to rate

**low** satisfaction in the availability of services for:

- Benefits/ financial support
- Employment
- Housing
- Legal assistance
- Respite/ caregiver support
- Education
- Transportation



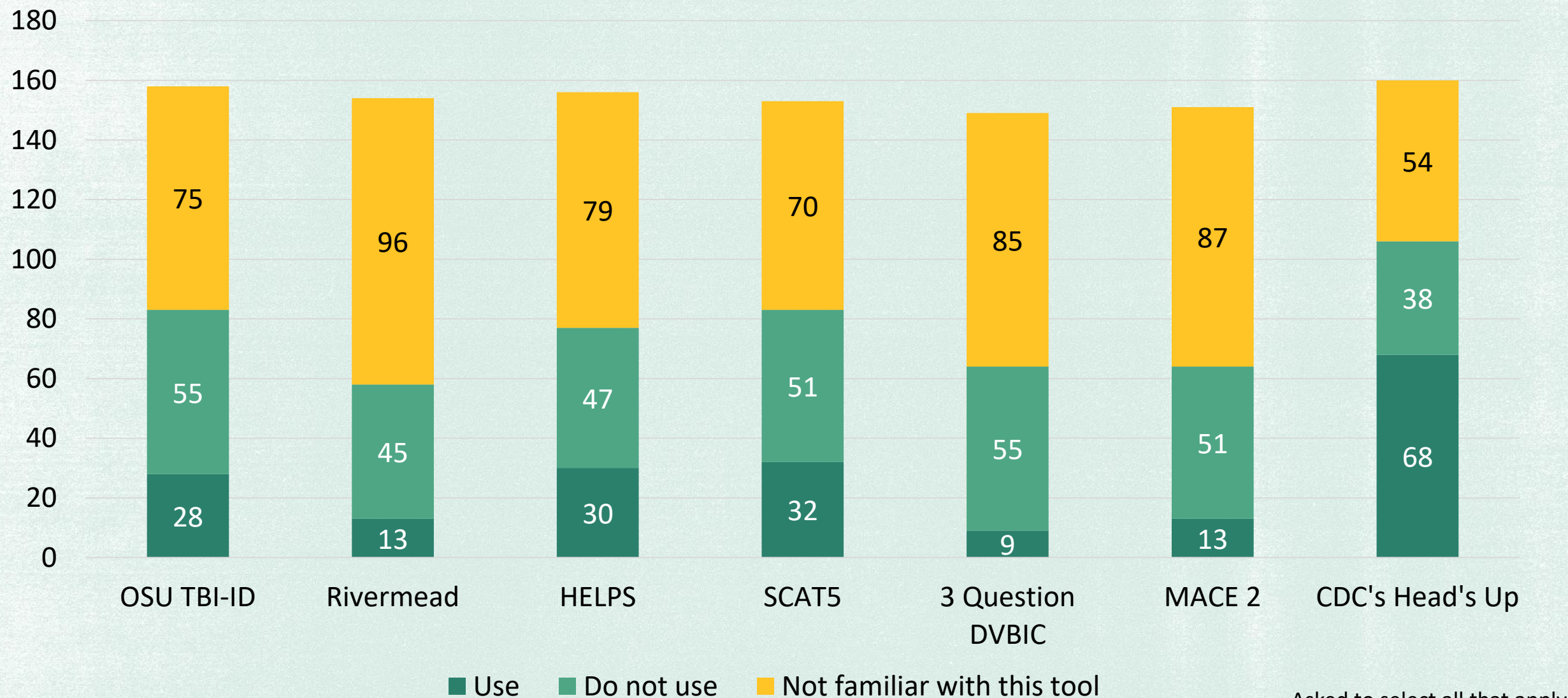


# Provider survey *Overview*





# Which screening tools providers have you used at work



Asked to select all that apply



## Provider ratings on their familiarity with agencies & resources

*0 (very unfamiliar) to 5 (very familiar)*

Organization/program	Mean
Aging & Disability Resource Centers	2.39
Vocational Rehabilitation	2.19
Disability Law Center	1.99
Long-Term Care Ombudsman	1.99
TBI Case Management	1.56
TABI Mini Grant	1.47
Statewide Independent Living Council	1.43



# Where providers generally refer clients with brain injury

Referral	Yes
Mental Health Counseling	31%
Case Management	29%
Physical Therapy	29%
Neurology	29%
Occupational Therapy	28%
Speech Therapy	27%
Behavioral Support/ABA	24%
Neuropsychology	22%
Medication Management	21%
Employment Support/Vocational Rehabilitation	20%
Drug and Alcohol Counseling	17%
Resource navigation	17%

Asked to select all that apply

39% did not make referrals



# Provider education

Importance of:	Mean
brain injury training for your job	3.63
keeping current on best practices in brain injury treatment	3.72

Training already had:	Yes
attended any training specific to brain injury	66%
have professional certification(s) specific to brain injury	10%
have formal education (i.e. university/CE) specific to brain injury	42%

Asked to select all that apply



# Main training topics providers would like

Training topics want to learn about	Yes
Brain injury and behavioral health	69%
Screening for brain injury	57%
Basic brain injury (e.g. common symptoms, basic care)	54%
Life after brain injury	52%
Aging with brain injury	50%
Brain injury prevention	45%
Medication Management	40%
Pediatric brain injury	40%
Advocate and family supports	38%
Introduction to the Neuropsychological Exam	37%

Asked to select all that apply



# Return to Play

Return to Play (RtP) questions	Yes
1) Are you familiar with the Alaska School Activities Association's RtP Protocol?	44%
2) Are you a "qualified person" to complete the medical release as defined on the protocol?	31%
Those who answered <u>yes</u> to Q2 were then asked:	
3) Are you comfortable signing off on the Return to Play medical release?	53%



# Main barriers to providing care

Most frequently mentioned barriers
Limited services
Education wanted/needed
Financial
Knowing what resources are available
Segmented/fractured services
Lack of screening occurring
Lack of time with patients



# Resources/areas of support that would be helpful

Most frequently mentioned resources and areas of support needed
Education (especially for CEs)
One centralized resource/website
Informational resources for patients
Peer support groups
Case Management/Care Coordination
More service options/availability (especially a brain injury rehab clinic)
Financial support





UAA Center for  
Human Development  
UNIVERSITY *of* ALASKA ANCHORAGE

Lucy Cordwell  
Research Professional  
UAA Center for Human Development  
[lkcordwell@alaska.edu](mailto:lkcordwell@alaska.edu)

UNIVERSITY *of* ALASKA ANCHORAGE™