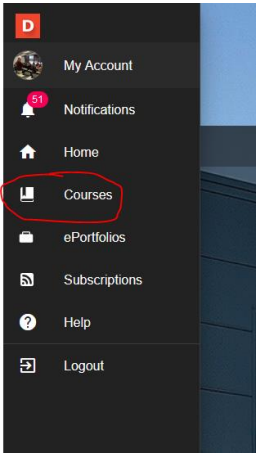
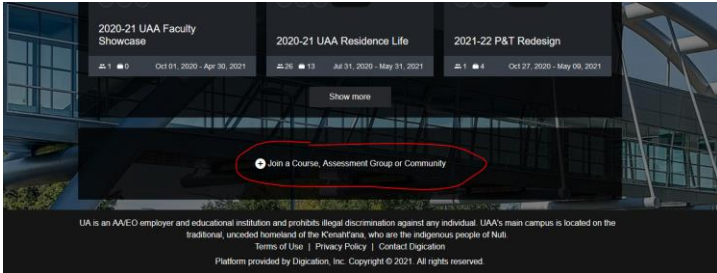


Accessing the P&T Community in eWolf

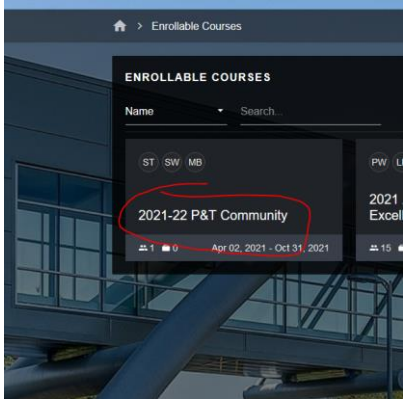
“Where do I find the P&T templates?”



Step 1: Log into your eWolf account and click on “Courses”



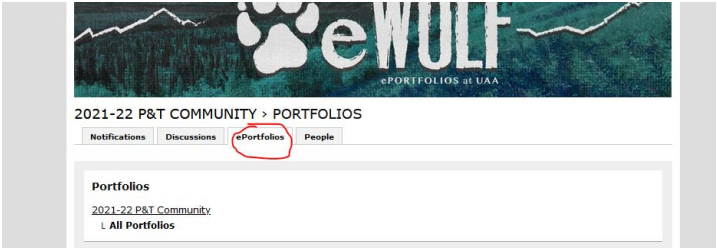
Step 2: Click on the enroll option



Step 3: Select the P&T community



Step 4: Click on “Enroll”



Step 5: Click on the “ePortfolios” tab then select the template you want to use.