

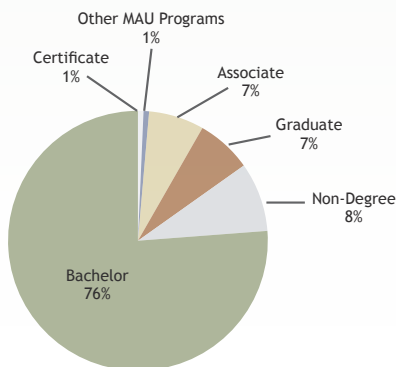
Definition

This profile defines international students as non-U.S. citizens enrolled in a fall semester who require F1 or J1 visas to attend UAA.

Individuals seeking F1 student visas must be admitted to degree programs and must meet certain other requirements before the U.S. Customs and Immigration Services documents are issued. Once here, they must attend full-time.

Students holding J1 exchange visitor visas are typically not admitted to degree programs. Most of the international students included in this profile are holding visas obtained through UAA, but a few may be holding visas obtained through another university or organization.

Degree Level



Enrollment up from Fall 2010

UAA welcomed 290 international students in Fall 2011, a 9% increase over Fall 2010 and 44% more than Fall 2006.

The number of international students enrolled as freshmen nearly doubled from Fall 2010 to Fall 2011, from 49 to 96 students. This dramatic increase drove the total number of freshmen past that of seniors for the first time in the last five years. Freshmen now represent 36% of the total international undergraduate students.

For the first time, UAA welcomed students from Saudi Arabia (19), Afghanistan (1) and Brazil (2), reflecting successful outreach by International Student Services targeting countries that were under- or not represented at UAA. College-level ESL courses that count as elective credit toward degrees have also helped attract new international students to UAA.

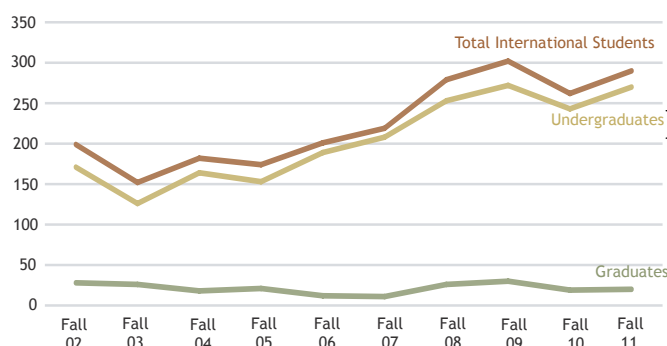
Seventy-six percent of the 290 international students on F1 and J1 visas come from six countries: Russia, South Korea, Canada, Saudi Arabia, Japan, and Mongolia. South Korea, third on the list of countries of origin nationwide, saw its enrollment at UAA jump from 37 to 56 (a 51% increase from Fall 2010 to Fall 2011) putting it second on the list for UAA. The 19 students from Saudi Arabia put that country fourth on UAA's list of places of origin. It is in sixth place nationally.

Note: International Student Services reports a total of 843 non-U.S. citizens enrolled at UAA in Fall 2011. These include the 290 profiled in this report (students on F1 and J1 visas) plus immigrants and students on other non-immigrant visas.

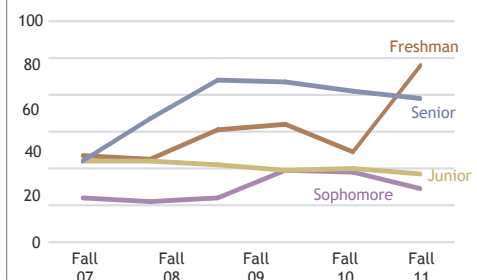
General Characteristics

- 97% Nearly all international students are enrolled on the Anchorage campus.
- 90% Nine out of ten are under the age of 30.
- 73% The majority have been admitted to baccalaureate programs.
- 51% Males outnumber females for the first time in five years.
- 48% Almost half paid non-resident tuition.
- 40% Business continues to enroll the largest number of students, with nearly all in baccalaureate programs.
- 39% Asian/Pacific Islands are the largest minority group.
- 20% One out of five (57 individuals) is an athlete—nearly half are from Canada and one-third are here to play hockey.

Enrollment Trend, Fall 2002–2011



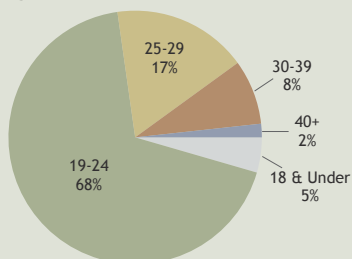
International Undergraduate Student Enrollment, Fall 2006–2011



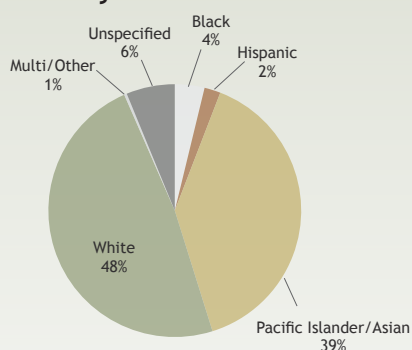
Fall 2011

International Student Profile

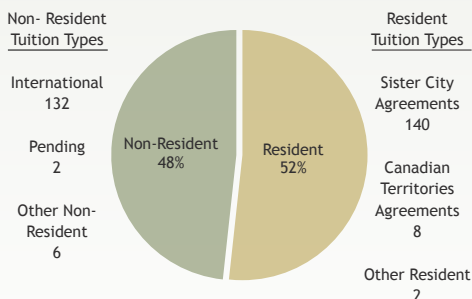
Age



Ethnicity



Tuition Type

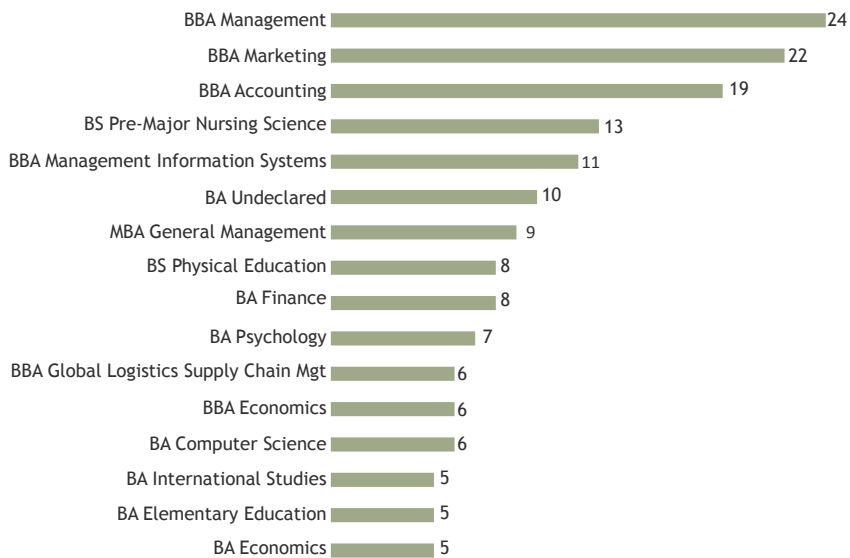


Top Countries of Origin



Total Countries Represented: 42

Top Degree Programs



ENROLLED	FALL 2002	FALL 2003	FALL 2004	FALL 2005	FALL 2006	FALL 2007	FALL 2008	FALL 2009	FALL 2010	FALL 2011
INTERNATIONAL STUDENTS TOTAL	185	199	152	182	201	219	279	302	262	290
BY CAMPUS										
ANCHORAGE CAMPUS	176	191	146	168	190	209	264	287	252	281
KODIAK COLLEGE	1	1	1	1	2		5	3	3	1
KENAI COLLEGE	1	1	1	3	6	3	4	5	4	4
MAT-SU COLLEGE	1	1	1				2	1	1	1
PRINCE WILLIAM SOUND CC	5	3	4	2	3	7	4	6	2	3