

Degrees & Certificates Awarded AY19

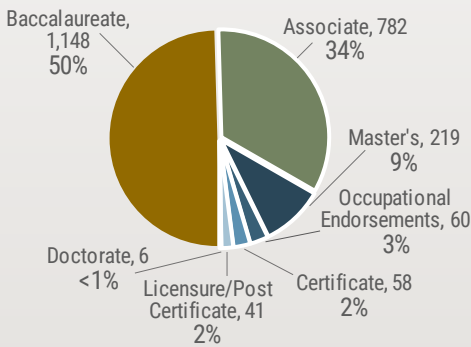
DEFINITION

Performance is measured by the total number of certificates and degrees awarded during an academic year (summer, fall, and spring semesters). The total includes eight types of awards:

- occupational endorsement certificates
- undergraduate certificates
- associate degrees
- baccalaureate degrees
- post-baccalaureate certificates
- graduate certificates
- master's degrees
- doctoral degrees

Academic Year 2019 (AY19) includes awards conferred in Summer and Fall 2018, and Spring 2019.

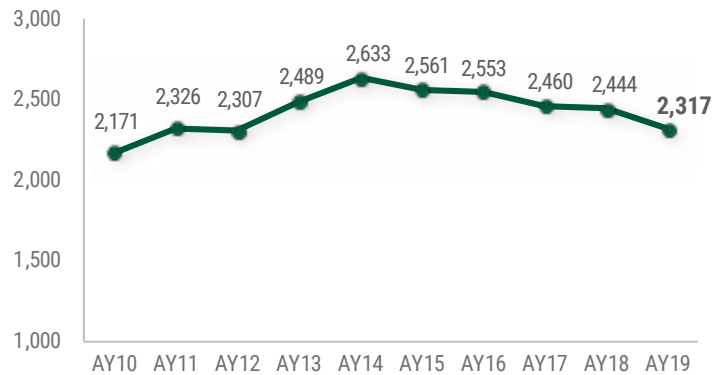
AY19 AWARDS BY TYPE



OVERVIEW

Students earned 2,317 degrees, certificates, and occupational endorsements in AY19, a 5.2% decline from the 2,444 awards issues in AY18.

UAA TOTAL AWARDS TREND



AY19 AWARD DISTRIBUTION AND CHANGES

	1-Year #	1-Year %	5-Year #	5-Year %
782 Associate Awards	9	1.1%	-91	-10.4%
1,148 Baccalaureate Awards	-61	-5.2%	54	4.9%
219 Master's Awards	-28	-12.7%	-74	-25.3%
6 Doctoral Awards	4	133.3%	5	500.0%
63 Occupational Endorsements	3	3.7%	-69	-52.3%
58 Undergraduate Certificates	-6	-11.5%	-17	-22.7%
41 Licensure/Post Certificates	-48	-57.1%	-52	-55.9%

	AY10	AY11	AY12	AY13	AY14	AY15	AY16	AY17	AY18	AY19
Total Certificates & Degrees Awarded	2,171	2,326	2,307	2,489	2,633	2,561	2,553	2,460	2,444	2,317
BY AWARD TYPE										
Associate	719	756	774	854	905	873	858	844	773	782
Baccalaureate	920	1,001	971	1,064	1,131	1,094	1,177	1,175	1,209	1,148
Master's	296	305	276	312	268	293	251	220	247	219
Doctoral			2	2	3	1	1	3	2	6
Occupational Endorsement	116	123	153	136	162	132	111	82	60	63
Undergraduate Certificate	60	78	67	57	66	75	67	52	64	58
Post-Bac. & Graduate Certificates	60	63	66	64	98	93	88	84	89	41
BY CAMPUS										
Anchorage	1,923	2,031	1,980	2,160	2,277	2,215	2,247	2,175	2,152	2,058
Kenai	126	119	130	146	163	169	125	114	127	87
Kodiak	21	24	30	15	24	28	23	28	30	24
Mat-Su	84	129	136	155	150	138	130	123	117	127
Prince William Sound	17	23	31	13	19	11	28	19	18	21
BY COLLEGE										
Arts & Sciences	719	796	785	820	921	826	823	801	797	690
Business & Public Policy	329	336	247	317	306	353	345	332	259	318
Engineering	128	117	116	149	133	147	156	174	201	187
Health	508	479	483	605	586	609	625	619	669	624
Community & Technical College	239	303	349	269	331	280	298	250	226	239

TOP PRODUCING PROGRAMS BY TYPE

The number of awards is in parentheses.

TOP OCCUPATIONAL ENDORSEMENT CERTIFICATES

- Millwright (9)

TOP ASSOCIATE DEGREES

- AA General Program (300)
- AAS Nursing (103)
- AAS Accounting (30)
- AAS Process Technology (27)
- AAS Early Childhood Development (23)
- AAS Radiologic Technology (22)
- AAS Human Services (21)

TOP BACCALAUREATE DEGREES

- BS Nursing Science (132)
- BBA Management (74)
- BBA Accounting (69)
- BA Psychology (50)
- BS Mechanical Engineering (45)
- BS Health Sciences (40)
- BS Natural Sciences (39)
- BS Civil Engineering (37)
- BS Aviation Technology (36)
- BS Biological Sciences (34)
- BA Justice (34)
- BA Art (31)

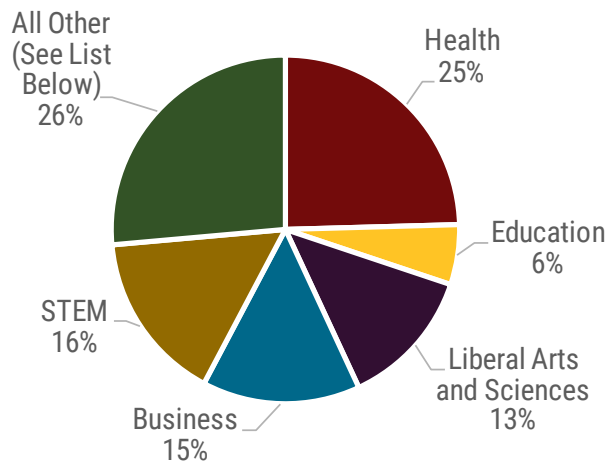
TOP UNDERGRADUATE CERTIFICATES

- Aviation Maintenance-Powerplant (16)
- Aviation Maintenance-Airframe (10)
- Dental Assisting (8)
- Petroleum Technology (7)

TOP MASTER'S DEGREES

- MSW Social Work (33)
- MBA General Management (28)
- MAT Education (20)
- MED Teaching & Learning (19)
- MS Civil Engineering (17)
- MS Nursing Science (16)

AY19 AWARDS BY CLASSIFICATION OF INSTRUCTIONAL PROGRAM (CIP) CODES



NOTE: STEM (Science, Technology, Engineering, and Mathematics) include CIP codes: 11-Computer; 14-Engineering; 15-Engineering Technology; 26-Biology; 27-Mathematics; 40-Physical Sciences; and 41-Science/Technologies.

	AY10	AY11	AY12	AY13	AY14	AY15	AY16	AY17	AY18	AY19
TOTAL AWARDS	2,171	2,326	2,307	2,489	2,633	2,561	2,553	2,460	2,444	2,317
BY CIP CODES										
HEALTH & PSYCHOLOGY (51, 42)	499	523	482	600	594	595	619	574	622	569
STEM (11, 14, 15, 26, 27, 40, 41)	354	387	357	390	401	429	421	397	435	367
52 BUSINESS, MANAGEMENT, MARKETING & RELATED SERVICES	379	404	347	385	391	400	410	367	302	340
24 LIBERAL ARTS AND SCIENCES, GENERAL STUDIES & HUMANITIES	215	201	262	289	300	271	272	280	253	300
13 EDUCATION	201	224	242	205	227	211	207	199	203	129
47 MECHANIC AND REPAIR TECHNOLOGIES/TECHNICIANS	25	37	37	33	49	57	52	64	50	71
44 PUBLIC ADMINISTRATION & SOCIAL SERVICE PROFESSIONS	58	57	59	73	62	78	67	66	66	70
45 SOCIAL SCIENCES	64	64	57	60	73	84	66	77	72	58
30 MULTI/INTERDISCIPLINARY STUDIES	32	41	44	43	62	46	49	59	59	56
49 TRANSPORTATION AND MATERIALS MOVING	58	90	105	56	69	56	43	43	53	52
50 VISUAL AND PERFORMING ARTS	40	39	39	40	42	40	38	37	35	45
23 ENGLISH LANGUAGE & LITERATURE/LETTERS	40	34	59	53	59	49	53	42	53	43
43 HOMELAND SEC, LAW ENFORCEMENT, FIREFIGHTING & RELATED	49	40	49	58	43	47	56	61	49	41
19 FAMILY AND CONSUMER SCIENCES/HUMAN SCIENCES	13	18	13	26	34	21	18	14	9	29
09 COMMUNICATION, JOURNALISM, & RELATED PROGRAMS	20	30	33	17	19	22	19	19	26	27
54 HISTORY	29	36	25	29	40	32	32	37	23	25
48 PRECISION PRODUCTION	14	12	14	9	67	27	35	39	25	25
31 PARKS, RECREATION, LEISURE, & FITNESS STUDIES	14	19	24	28	28	16	12	13	21	20
12 PERSONAL AND CULINARY SERVICES	30	24	20	33	14	21	24	15	17	16
22 LEGAL PROFESSIONS AND STUDIES	7	6	4	9	9	13	9	20	24	13
16 FOREIGN LANGUAGES, LITERATURES, & LINGUISTICS	27	18	21	26	13	18	21	15	19	10
03 NATURAL RESOURCES AND CONSERVATION		10	3	7	15	21	18	11	16	6
38 PHILOSOPHY AND RELIGIOUS STUDIES	3	8	10	10	7	4	6	7	9	4
05 AREA, ETHNIC, CULTURAL, GENDER, & GROUP STUDIES			1	9	10	3	6	4	3	1
33 CITIZENSHIP ACTIVITIES		4		1	5					