

Degrees & Certificates Awarded AY18

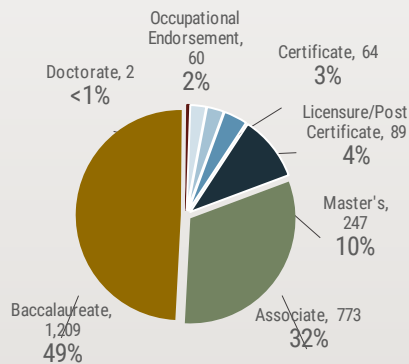
DEFINITION

Performance is measured by the total number of certificates and degrees awarded during an academic year (summer, fall, and spring semesters). The total includes eight types of awards:

- occupational endorsement certificates
- undergraduate certificates
- associate degrees
- baccalaureate degrees
- post-baccalaureate certificates
- graduate certificates
- master's degrees
- doctoral degrees

Academic Year 2018 (AY18) includes awards conferred in Summer and Fall 2017, and Spring 2018.

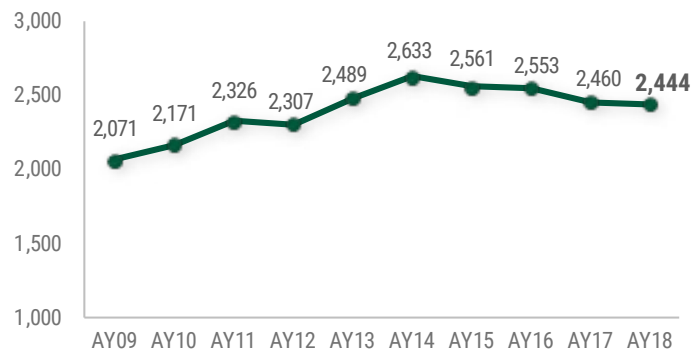
AY18 AWARDS BY TYPE



OVERVIEW

Students earned 2,444 degrees, certificates, and occupational endorsements in AY18, just 16 fewer than in AY17. The number of baccalaureate awards increased 3% and set a new record high at 1,209 awards. The number of occupational endorsement certificates awarded continues to decline with 60 awards in AY18, compared to the peak of 162 awards in AY14.

UAA TOTAL AWARDS TREND



AY18 AWARD DISTRIBUTION AND CHANGES

	1-Year #	1-Year %	5-Year #	5-Year %
773 Associate Awards	-71	-8.4%	-132	-14.6%
1,209 Baccalaureate Awards	34	3.9%	78	6.9%
247 Master's Awards	27	12.3%	-21	-7.8%
2 Doctoral Awards	-1	-33.3%	-1	-33.3%
60 Occupational Endorsements	-22	-26.8%	-102	-63.0%
64 Undergraduate Certificates	12	23.1%	-2	-3.0%
89 Licensure/Post Certificates	5	6.0%	-9	-9.2%

	AY09	AY10	AY11	AY12	AY13	AY14	AY15	AY16	AY17	AY18
Total Certificates & Degrees Awarded	2,071	2,171	2,326	2,307	2,489	2,633	2,561	2,553	2,460	2,444
BY AWARD TYPE										
Associate	684	719	756	774	854	905	873	858	844	773
Baccalaureate	956	920	1,001	971	1,064	1,131	1,094	1,177	1,175	1,209
Master's	270	296	305	276	312	268	293	251	220	247
Doctoral				2	2	3	1	1	3	2
Occupational Endorsement	49	116	123	153	136	162	132	111	82	60
Undergraduate Certificate	74	60	78	67	57	66	75	67	52	64
Post-Bac. & Graduate Certificates	38	60	63	66	64	98	93	88	84	89
BY CAMPUS										
Anchorage	1,839	1,921	2,031	1,980	2,160	2,277	2,215	2,247	2,175	2,152
Kenai	110	126	119	130	146	163	169	125	114	127
Kodiak	19	21	24	30	15	24	28	23	28	30
Mat-Su	80	84	129	136	155	150	138	130	123	117
Prince William Sound	21	17	23	31	13	19	11	28	19	18
BY COLLEGE										
Arts & Sciences	523	510	578	562	611	686	614	619	598	594
Business & Public Policy	299	329	336	247	317	306	353	345	332	258
Education	204	207	218	223	209	235	212	204	203	203
Engineering	103	128	117	116	149	133	147	156	174	201
Health	507	512	486	484	610	581	615	627	618	669
Community & Technical College	203	235	296	348	264	336	274	296	250	227

TOP PRODUCING PROGRAMS BY TYPE

The number of awards is in parentheses.

TOP OCCUPATIONAL ENDORSEMENT CERTIFICATES

- Medical Office Coding (10)

TOP ASSOCIATE DEGREES

- AA General Program (250)
- AAS Nursing (104)
- AAS Process Technology (55)
- AAS Human Services (45)
- AAS Accounting (25)
- AAS Computer & Networking Tech (20)

TOP BACCALAUREATE DEGREES

- BS Nursing Science (140)
- BA Psychology (68)
- BBA Management (62)
- BS Mechanical Engineering (52)
- BBA Accounting (49)
- BS Natural Sciences (47)
- BS Biological Sciences (46)
- BS Health Sciences (36)
- BS Aviation Technology (36)
- BA Justice (35)
- BA English (33)
- BSW Social Work (33)

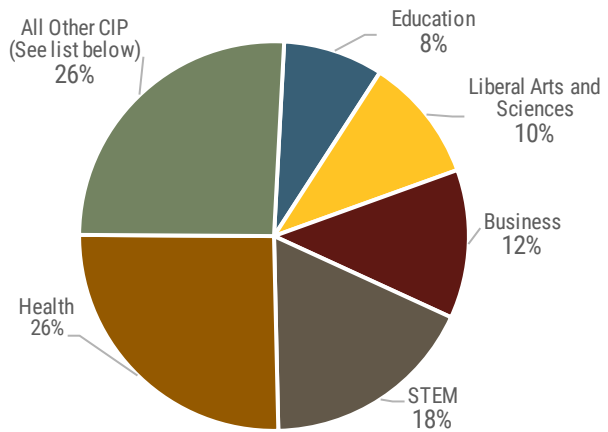
TOP MASTER'S DEGREES

- MBA General Management (26)
- MAT Education (25)
- MS Nursing Science (22)
- MS Project Management (20)
- MSW Social Work (19)
- MED Teaching & Learning (16)
- MS Civil Engineering (15)

TOP GRADUATE CERTIFICATES

- Language Education (34)
- Special Education (13)
- Educational Leadership: Principal (12)

AY18 AWARDS BY CLASSIFICATION OF INSTRUCTIONAL PROGRAM (CIP) CODES



NOTE: STEM (Science, Technology, Engineering, and Mathematics) include CIP codes: 11-Computer; 14-Engineering; 15-Engineering Technology; 26-Biology; 27-Mathematics; 40-Physical Sciences; and 41-Science/Technologies.

	AY09	AY10	AY11	AY12	AY13	AY14	AY15	AY16	AY17	AY18
TOTAL AWARDS	2,071	2,171	2,326	2,307	2,489	2,633	2,561	2,553	2,460	2,444
BY CIP CODES										
HEALTH & PSYCHOLOGY (51, 42)	481	499	523	482	600	594	595	619	574	622
STEM (11, 14, 15, 26, 27, 40, 41)	296	354	387	357	390	401	429	421	397	435
52 BUSINESS, MANAGEMENT, MARKETING & RELATED SERVICES	326	379	404	347	385	391	400	410	367	302
24 LIBERAL ARTS AND SCIENCES, GENERAL STUDIES & HUMANITIES	215	215	201	262	289	300	271	272	280	253
13 EDUCATION	214	201	224	242	205	227	211	207	199	203
45 SOCIAL SCIENCES	61	64	64	57	60	73	84	66	77	72
44 PUBLIC ADMINISTRATION & SOCIAL SERVICE PROFESSIONS	60	58	57	59	73	62	78	67	66	66
30 MULTI/INTERDISCIPLINARY STUDIES	31	32	41	44	43	62	46	49	59	59
23 ENGLISH LANGUAGE & LITERATURE/LETTERS	49	40	34	59	53	59	49	53	42	53
49 TRANSPORTATION AND MATERIALS MOVING	73	58	90	105	56	69	56	43	43	53
47 MECHANIC AND REPAIR TECHNOLOGIES/TECHNICIANS	44	25	37	37	33	49	57	52	64	50
43 HOMELAND SEC, LAW ENFORCEMENT, FIREFIGHTING & RELATED	60	49	40	49	58	43	47	56	61	49
50 VISUAL AND PERFORMING ARTS	27	40	39	39	40	42	40	38	37	35
09 COMMUNICATION, JOURNALISM, & RELATED PROGRAMS	25	20	30	33	17	19	22	19	19	26
48 PRECISION PRODUCTION	6	14	12	14	9	67	27	35	39	25
22 LEGAL PROFESSIONS AND STUDIES	6	7	6	4	9	9	13	9	20	24
54 HISTORY	49	29	36	25	29	40	32	32	37	23
31 PARKS, RECREATION, LEISURE, & FITNESS STUDIES	12	14	19	24	28	28	16	12	13	21
16 FOREIGN LANGUAGES, LITERATURES, & LINGUISTICS	11	27	18	21	26	13	18	21	15	19
12 PERSONAL AND CULINARY SERVICES	9	30	24	20	33	14	21	24	15	17
03 NATURAL RESOURCES AND CONSERVATION			10	3	7	15	21	18	11	16
19 FAMILY AND CONSUMER SCIENCES/HUMAN SCIENCES	10	13	18	13	26	34	21	18	14	9
38 PHILOSOPHY AND RELIGIOUS STUDIES	6	3	8	10	10	7	4	6	7	9
05 AREA, ETHNIC, CULTURAL, GENDER, & GROUP STUDIES				1	9	10	3	6	4	3
33 CITIZENSHIP ACTIVITIES			4		1	5				