



UAA Student Profiles - Fall 2015

University of Alaska Anchorage students attend class at the large urban campus in Anchorage or one of four community campuses. Campus locations include:

- **Anchorage Campus** - Includes extension sites in Chugiak/Eagle River and Military Education Centers at Joint Base Elmendorf-Richardson
- **Kenai Peninsula College** - Main campuses in Soldotna and Homer with extension sites in Seward and Anchorage
- **Kodiak College** - Kodiak Island
- **Mat-Su College** - Palmer
- **Prince William Sound College** - Main campus in Valdez with extension sites in Cordova and Copper Basin

DISTINGUISHING CHARACTERISTICS

91% of all students are Alaskan residents



86% of students at Community Campuses attend part-time



59% of Anchorage Campus students attend part-time



53% of all students are "non-traditional" age (25+)



UAA — All campuses

Credit Students	Fall 11	Fall 14	Fall 15
Headcount	20,699	18,649	18,116
Certificate/Degree-Seeking	71%	75%	74%
Traditional Age (18-24)	45%	47%	47%
Female	59%	59%	59%
Full-Time	40%	41%	42%
Ethnic Minority	31%	33%	34%
Alaska Native	9%	9%	9%
First-Time Freshmen	11%	11%	11%

Anchorage Campus

Credit Students	Fall 11	Fall 14	Fall 15
Headcount	16,205	14,754	14,357
Certificate/Degree-Seeking	74%	77%	78%
Traditional Age (18-24)	50%	50%	50%
Female	59%	59%	59%
Full-Time	40%	41%	41%
Ethnic Minority	34%	37%	38%
Alaska Native	9%	10%	10%
First-Time Freshmen	11%	11%	11%

Kenai Peninsula College

Credit Students	Fall 11	Fall 14	Fall 15
Headcount	2,784	2,716	2,485
Certificate/Degree-Seeking	25%	27%	21%
Traditional Age (18-24)	41%	42%	44%
Female	63%	62%	61%
Full-Time	13%	14%	13%
Ethnic Minority	21%	23%	25%
Alaska Native	8%	9%	9%
First-Time Freshmen	5%	4%	4%

Mat-Su College

Credit Students	Fall 11	Fall 14	Fall 15
Headcount	2,134	1,844	1,899
Certificate/Degree-Seeking	36%	33%	30%
Traditional Age (18-24)	45%	51%	53%
Female	63%	63%	63%
Full-Time	24%	24%	21%
Ethnic Minority	20%	23%	26%
Alaska Native	6%	8%	10%
First-Time Freshmen	10%	9%	8%

Kodiak College

Credit Students	Fall 11	Fall 14	Fall 15
Headcount	755	793	804
Certificate/Degree-Seeking	21%	18%	17%
Traditional Age (18-24)	33%	41%	43%
Female	69%	73%	72%
Full-Time	6%	7%	7%
Ethnic Minority	38%	40%	41%
Alaska Native	13%	12%	12%
First-Time Freshmen	6%	5%	5%

Prince William Sound College

Credit Students	Fall 11	Fall 14	Fall 15
Headcount	957	681	779
Certificate/Degree-Seeking	14%	18%	11%
Traditional Age (18-24)	23%	23%	20%
Female	51%	54%	46%
Full-Time	8%	7%	5%
Ethnic Minority	20%	22%	21%
Alaska Native	11%	11%	13%
First-Time Freshmen	3%	2%	0.3%

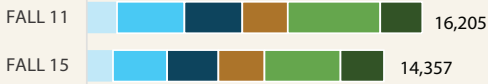
SOURCE: UA Statewide IR DSD data system at semester closing




UAA Student Profiles - Fall 2015

CREDIT HOUR DISTRIBUTION BY STUDENT HEADCOUNT FALL 11 — FALL 15 COMPARISONS


ANCHORAGE CAMPUS



KENAI PENINSULA COLLEGE




KODIAK COLLEGE



MAT-SU COLLEGE



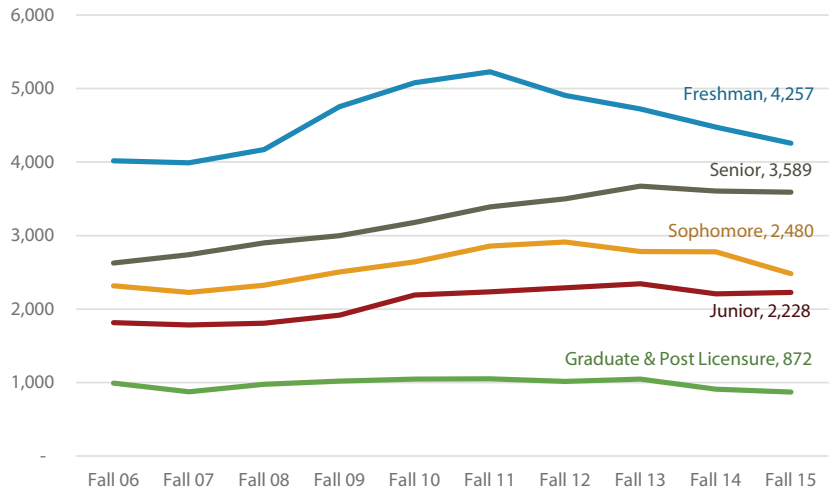
PRINCE WILLIAM SOUND COLLEGE



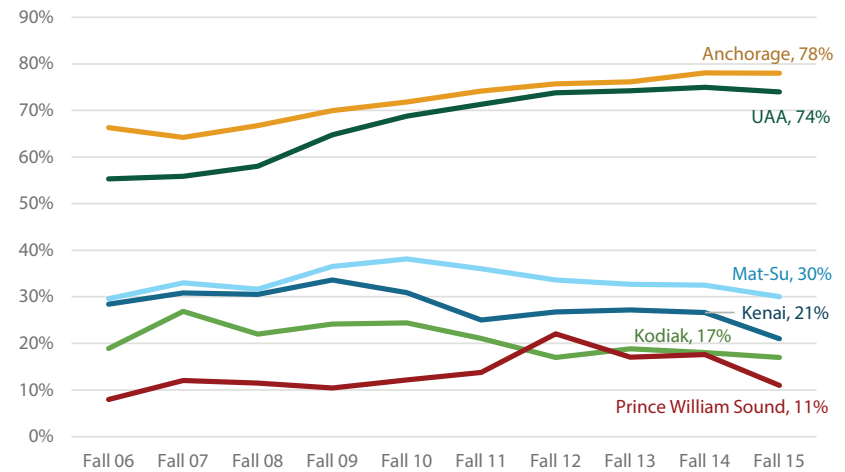
CREDIT HOUR LEGEND



CLASS STANDING ENROLLMENT TRENDS: ALL CAMPUSES



PERCENT DEGREE-SEEKING STUDENTS BY CAMPUS



SELECTED STUDENT CHARACTERISTICS: ALL CAMPUSES

