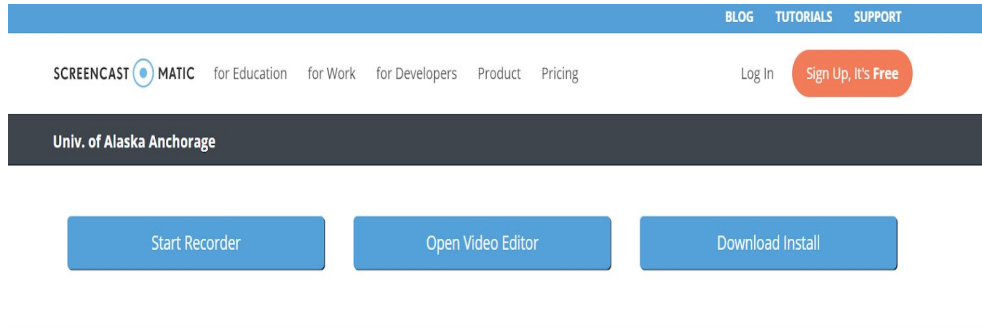


How to gain access to Screencast-O-Matic

To access the Screencast Recorder please click on the URL Link:

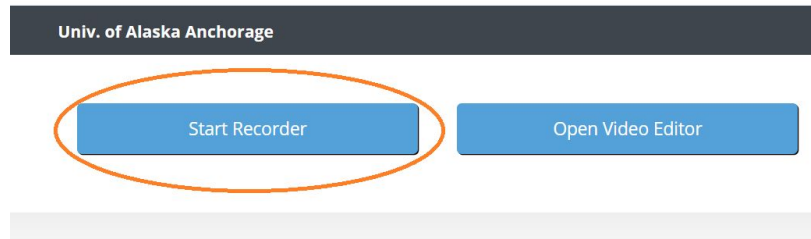
http://www.screencast-o-matic.com/ua_anchorage

You will be routed to the following login page:



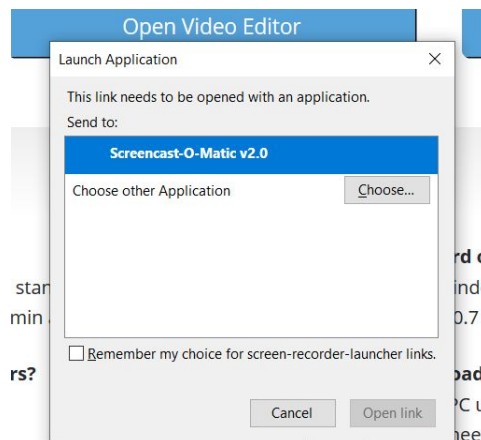
Please note: this is the process for accessing the AI&E license. The AI&e license is free for you. Do not click “Log in or Sign up”,

Click the Start Recorder icon:



The Launch Application menu will appear after you Start Recorder:

Please note if you do not see the Launch Application then you will need to download Screencast-O-Matic. Another icon will appear to ask you to download the application.



the internet? everybody else you'll need to

Choose "Screencast-O-Matic v2.0", then click the Open link button in the lower right hand corner.

Once you have clicked Open link you will be prompted to give the password. The password is **U@aV1deo**. Once you enter the password you will see the Record screen and be able to start recording.

