

Baccalaureate Graduation Rate & 2006 Cohort Profile

MEASURE

The percentage of first-time, full-time baccalaureate degree-seeking students in a given fall semester who earn a degree within six years (150% of the time generally needed to complete a four-year degree). The 2012 rate measures the cohort who entered UAA for the first time in the fall of 2006 and graduated by August 31, 2012.

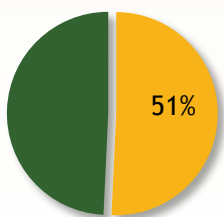
METHODOLOGY

We tracked the Fall 2006 cohort through August of 2012 using the 10-Year *Student Learning Progress Model* to help understand the behavior of those who did not earn their intended baccalaureate degree within six years.

SOURCES:

- *UAA Performance '12*, "6-Year Graduation Rate" (page 63), UAA Office of Institutional Effectiveness, Engagement and Academic Support (see also *UA in Review 2013*, Table 2.02a)
- *UAA Student Learning Progress Model* data compiled for Fall 2006, UAA Office of Institutional Research
- *2010-11 Factbook*, UAA Office of Institutional research

All First-time Freshmen
Fall 2006 (1,866)

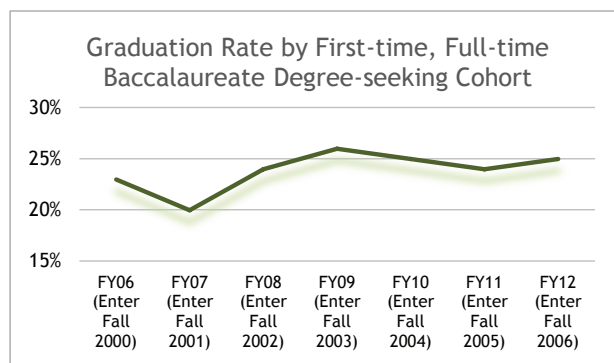


First-time Full-time Baccalaureate Degree-seeking Freshmen (947)

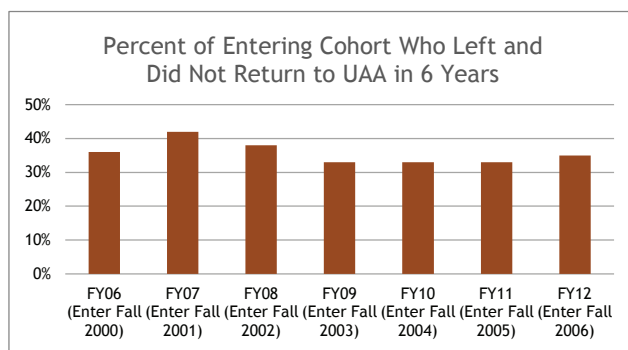
In 2006, 947 individuals entered UAA as first-time, full-time baccalaureate degree-seeking students—the traditional definition used for measuring the graduation rate. While 26 percent earned their baccalaureate degree within six years, 35 percent left the university without earning any award or transferring to another institution.

26% Graduated with an award at the level originally sought

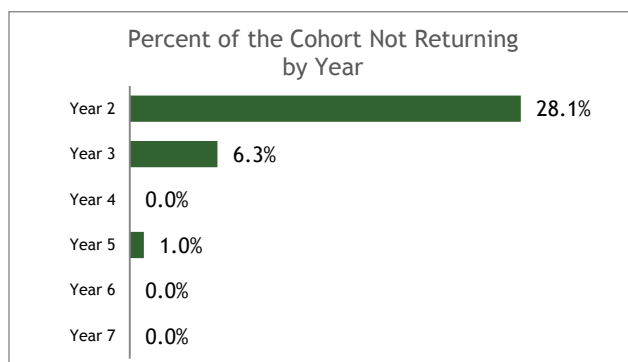
Twenty-six percent of the 947 students in the 2006 baccalaureate degree-seeking entering cohort earned a bachelors award within six years. The national average is more than 50 percent while the average among UAA's peers is 36 percent.



35% Left without earning any award



More than one third of students left UAA and did not return within the six years.



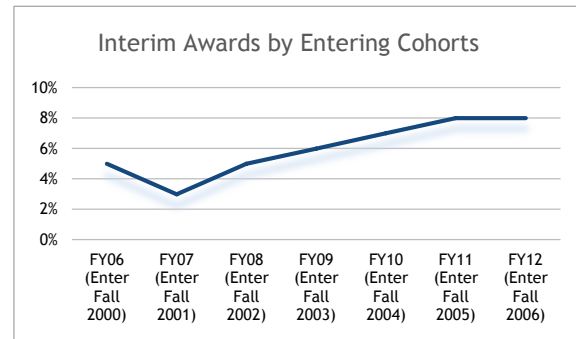
Baccalaureate Graduation Rate & 2006 Cohort Profile

2006 COHORT PROFILE

Traditional Age (18-19):	88%
Minority:	36%
Alaska Native:	14%
From Alaska:	87%
From Anchorage:	53%
Ranked in Top 25% of HS Class:	33%
Ranked in Bottom 50%:	25%
HS GPA 3.0-3.9:	64%
HS GPA less than 2.9:	29%
UA Scholars:	19%

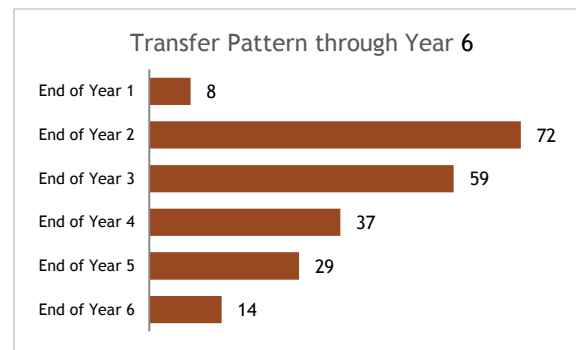
What happened to those who did not graduate or drop out during their first six years at UAA?

8% Received an interim award



Seventy-one of the 2006 entering cohort earned an award below the level originally sought by the end of their sixth year. For example a baccalaureate degree-seeking student received an associate degree or a certificate.

23% Transferred to another institution



The majority of students who transfer from UAA make that move by the end of their third year. Preliminary reports indicate approximately 23 percent of them earned an award elsewhere by the end of the six year tracking period.

18% Are still enrolled at UAA

UAA tracks each entering cohort for 10 years after they enroll for the first time. By the end of six years, 18 percent of the 2006 entering cohort were still enrolled.

For those cohorts who have completed the entire 10-year tracking period (2000-2003 cohorts), the proportion of the entering cohort still enrolled averages 9 percent.

