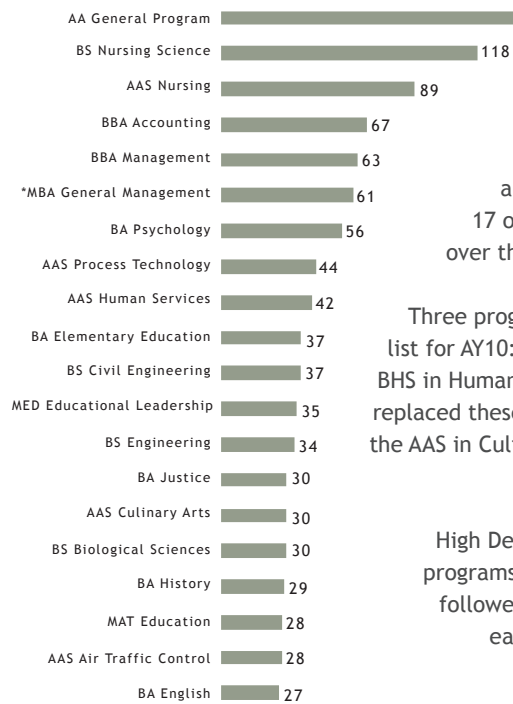
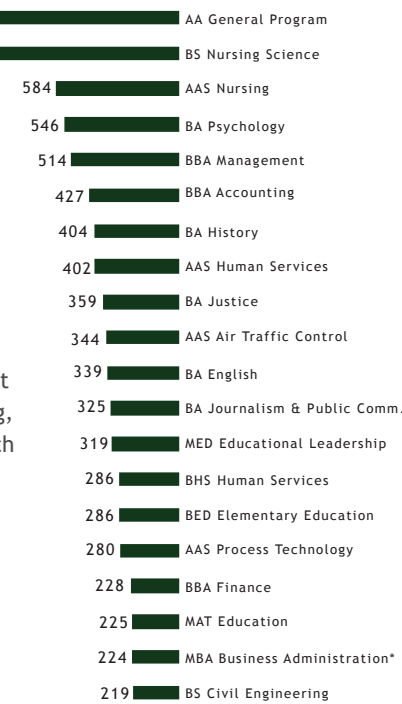


Top 20 Degrees
Total Awards 2010



Top 20 Degrees
Total Awards 2001–2010



The top three degree-producing programs over the last 10 years were also the top three programs in 2010. In fact, 17 out of 20 of the top degree-producing programs over the 10-year period remained in the top 20 in 2010.

Three programs that made the 10-Year Top 20, dropped off the list for AY10: the BA in Journalism and Public Communications, the BHS in Human Resources, and the BBA in Finance. The programs that replaced these in the top 20 for last year were: the BS in Engineering, the AAS in Culinary Arts, and the BS in Biological Sciences, all of which generated 30 or more awards in AY10.

High Demand Job Areas represent 16 of the 20 top degree programs. Health-related programs claim five of the top 10, followed by four in business, three in education, and one each in engineering, natural resources, process technology, and transportation.

*In AY10 the MBA in General Management replaced the MBA in Business Administration.

MAJOR	DEGREE	00-01	02-02	02-03	03-04	04-05	05-06	06-07	07-08	08-09	09-10	10-YEAR TOTAL
GENERAL PROGRAM	AA	272	240	250	250	181	189	172	181	210	210	2155
NURSING SCIENCE	BS	53	84	66	98	99	118	113	103	109	118	961
NURSING	AAS	30	49	28	44	26	74	78	88	78	89	584
PSYCHOLOGY	BA	55	48	46	55	56	45	58	66	61	56	546
MANAGEMENT	BBA	40	36	38	48	47	59	54	60	69	63	514
ACCOUNTING	BBA	44	37	33	37	38	42	38	45	46	67	427
HISTORY	BA	30	28	45	45	42	43	41	52	49	29	404
HUMAN SERVICES	AAS	54	34	53	37	35	36	42	35	34	42	402
JUSTICE	BA	30	21	48	30	36	35	38	46	45	30	359
AIR TRAFFIC CONTROL	AAS	11	14	23	23	30	39	80	61	35	28	344
ENGLISH	BA	35	31	32	43	28	48	34	21	40	27	339
JOURNALISM & PUBLIC COMMUNICATION	BA	18	32	44	35	37	34	45	35	25	20	325
EDUCATIONAL LEADERSHIP	MED	29	28	26	23	36	28	46	47	21	35	319
ELEMENTARY EDUCATION	BED	79	113	84	5	2	1	2				286
ELEMENTARY EDUCATION	BA				3	21	22	40	30	46	37	199
HUMAN SERVICES	BHS	21	33	31	31	31	32	31	33	24	19	286
PROCESS TECHNOLOGY	AAS		35	32	25	23	26	25	32	38	44	280
FINANCE	BBA	22	23	14	25	35	26	23	21	25	14	228
EDUCATION	MAT	9	2	4		23	28	67	24	40	28	225
BUSINESS ADMINISTRATION*	MBA	11	16	24	24	29	25	35	19	40	1*	224
CIVIL ENGINEERING	BS	15	14	13	21	15	22	27	26	29	37	219

2,171

Increased 4.8%
from AY09

Measure

The total number of certificates and degrees awarded during an academic year (summer, fall, and spring semesters). The total includes seven types of awards:

- occupational endorsement certificates
- undergraduate certificates
- associate degrees
- bachelor's degrees
- post-baccalaureate certificates
- master's degrees
- graduate certificates

Academic Year 2010 (AY10): includes awards conferred in Summer and Fall 2010, and Spring 2011.

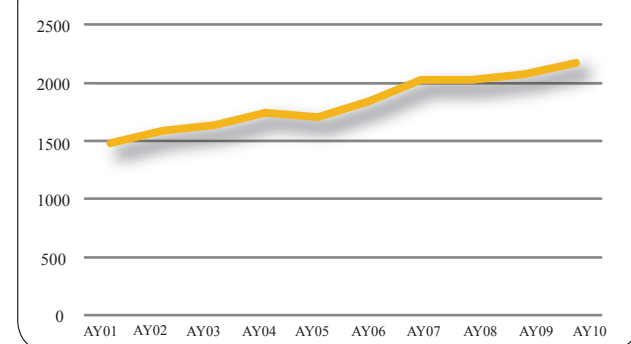
Details on majors, awards, and program productivity for each college, school, and campus are available online at: www.uaa.alaska.edu/institutionaleffectiveness/graduates.

Performance Summary

UAA awarded 2,171 certificates and degrees in AY10, an increase of 99 awards (4.8%) over AY09 and 692 (47%) over AY01. The 2010 academic year total set a new performance record for the second year in a row for the university as a whole. With the exception of certificates, all degree types have seen overall growth over the last ten years.

- A record 116 occupational endorsement certificates (OEC) were awarded, 67 more than AY09.
- Certificates continued to decrease in AY10, returning to a level not seen since 2001.
- Associate degrees reached a new record number in AY10 at 719 awards, and have increased by 187 awards or 35% since AY01.
- Bachelor's degrees grew by 215 awards over the 10 year period, a 31% increase, though they decreased 4% from AY09.
- Masters's degrees increased 9% over AY09 and 66% over the past 10 years.

Trend, Total Awards



	AY01	AY02	AY03	AY04	AY05	AY06	AY07	AY08	AY09	AY10
TOTAL CERTIFICATES AND DEGREES AWARDED	1,479	1,582	1,632	1,741	1,702	1,842	2,022	2,022	2,072	2,171
By AWARD TYPE										
ASSOCIATE	532	582	570	624	538	633	676	680	684	719
BACHELOR	705	766	770	785	778	841	847	871	956	920
MASTER	178	159	204	241	279	241	356	289	271	296
OEC								47	49	116
CERTIFICATE	61	73	88	91	107	108	99	85	74	60
POST B CERTIFICATE						5	9	8	8	5
POST G CERTIFICATE						14	35	42	30	55
By CAMPUS										
ANCHORAGE	1,327	1,381	1,436	1,534	1,506	1,638	1,821	1,802	1,842	1,923
KENAI	53	90	78	77	68	88	81	110	110	126
KODIAK	9	12	24	19	18	18	22	11	19	21
MAT-SU	69	72	71	77	82	84	82	83	80	84
PWSCC	21	26	23	32	27	14	16	16	21	17
By COLLEGE/ SCHOOL										
CAS	510	464	508	555	472	491	485	503	531	515
CBPP	219	203	235	279	251	258	243	249	300	329
COE	174	218	177	97	161	175	281	219	206	209
CHSW	247	275	304	327	313	374	405	406	363	367
CTC	140	183	180	221	264	293	339	341	347	380
SOEN	37	38	32	55	45	47	68	84	95	123

Top Performers by Type

The most frequently awarded degree in AY10 was the Associate of Arts, General Program, which is offered at all five UAA campuses.

Top Associate Degrees

- AA General Program (210 awards)
- AAS Nursing (89 awards)
- AAS Process Technology (44 awards)
- AAS Human Services (42 awards)
- AAS Culinary Arts (30 awards)

Top Bachelor's Degrees

- BS Nursing Science (118 awards)
- BBA Accounting (67 awards)
- BBA Management (63 awards)
- BA Psychology (56 awards)
- BA Elementary Education (37 awards)
- BS Civil Engineering (37 awards)

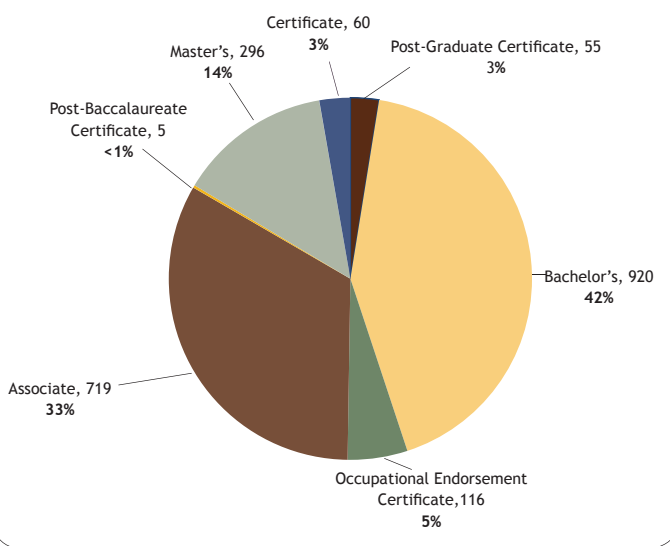
Top Master's Degrees

- MBA General Management (61 awards)
- MED Educational Leadership (35 awards)
- MAT Education (28 awards)
- MS Project Management (27 awards)
- MSW Social Work (21 awards)

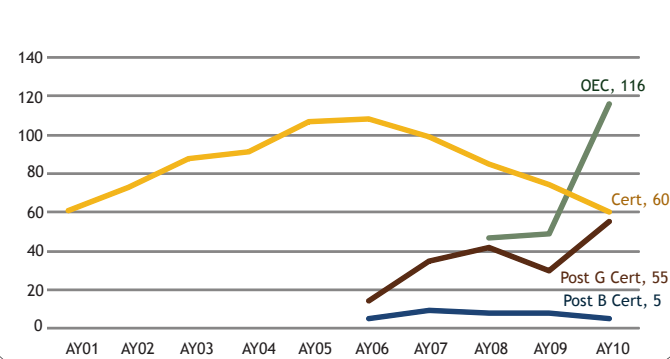
Top Certificates/Occupational Endorsement Certificates

- OEC Cisco Certificate, Network Associate (18 awards)
- Graduate Certificate, Principal (16 awards)
- OEC Phlebotomy (14 awards)
- OEC Logistics & Supply Chain Operations (11 awards)
- OEC Office Foundations (11 awards)

By Award Type

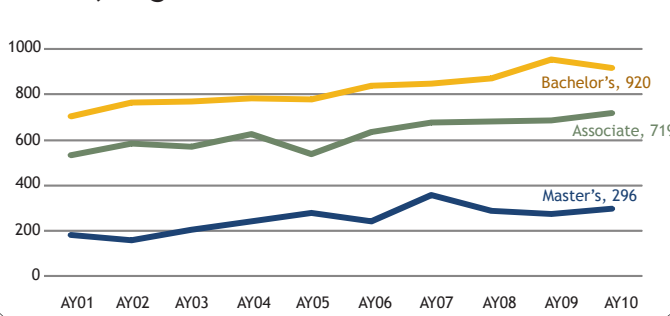


Trend, Certificates

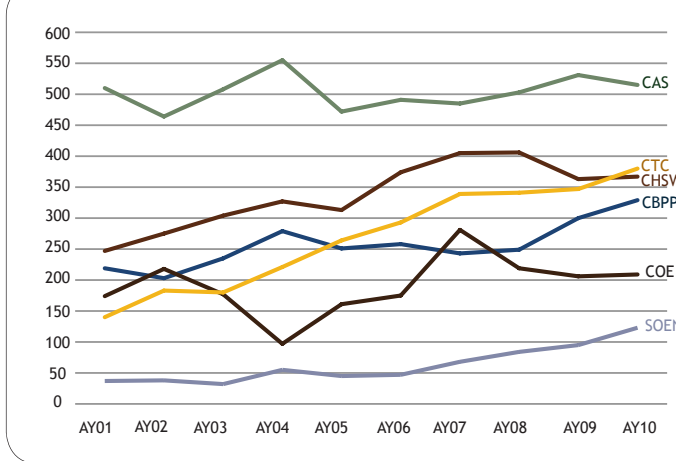


The decline in undergraduate certificates awarded since FY06 is due in part to a reduction in drafting certificates awarded by the Community and Technical College. The increase in post-graduate awards in FY10 is the result of the College of Education shifting principal and superintendent programs from post-baccalaureate to graduate certificates.

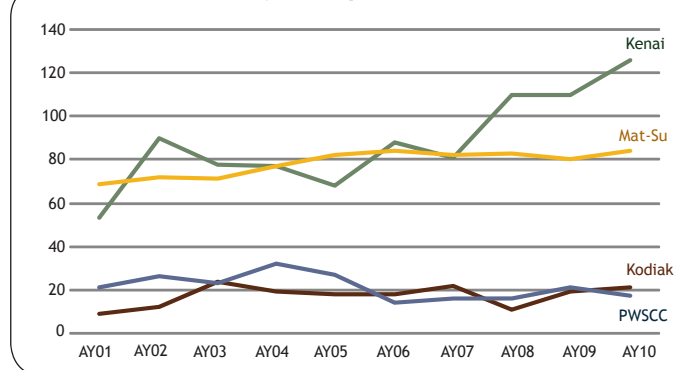
Trend, Degrees



Trend, Anchorage Schools/Colleges



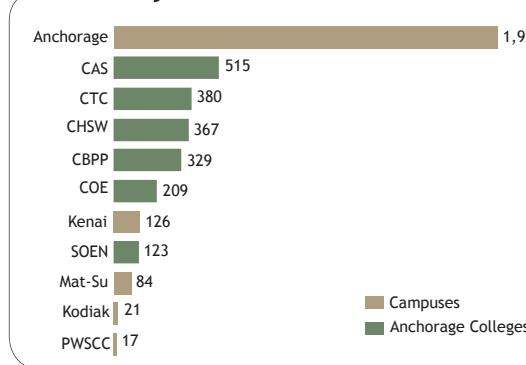
Trend, Community Campuses



Top Performers By Unit

- The College of Arts and Sciences produces the most awards of any UAA unit, an average of 28% of all awards over the past 10 years, although in AY10 it was the only Anchorage college to experience a decrease in the number of awards.
- The College of Health and Social Welfare has been the second largest producer over the past 10 years, contributing 19% of all awards.
- In AY10 the Community and Technical College surpassed the College of Health and Social Welfare for the first time with 380 awards, a 10% increase over AY09, due significantly to the growth in occupational endorsement certificates.
- The Kenai Peninsula College set a new record for awards in AY10 at 126, of which 44 (35%) were for the AAS in Process Technology. This KPC program was the 8th top award producer in all of UAA for AY10.

Awards by Unit



Contributors

