

Definition: This profile defines international students as non U.S. citizens enrolled in a fall semester who require F1 or J1 visas to attend UAA.

Individuals seeking F1 student visas must be admitted to degree programs and must meet certain other requirements before the U.S. Customs and Immigration Services documents are issued. Once here, they must attend full-time.

Students holding J1 exchange visitor visas are typically not admitted to degree programs. Most of the international students included in this profile are holding visas obtained through UAA, but a few may be holding visas obtained through another university or organization.

Enrollment Dips from 2009 Peak

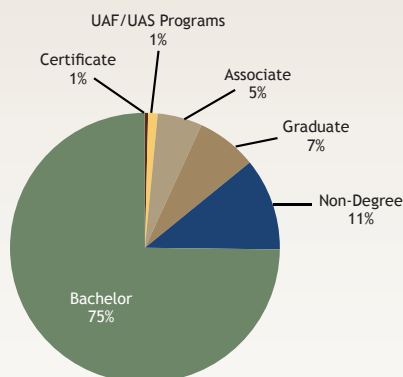
UAA welcomed 262 international students in Fall 2010. While that number represents a decrease of 35 students from Fall 2009, it is still the third highest fall semester enrollment on record (after 2009 and 2008, respectively).

The decline may be attributed in part to the world financial crisis. The Institute of International Education's *Open Doors® 2010 Fast Facts* shows declines in the number of students enrolled nationwide from nearly all of UAA's top countries of origin in 2009, including Russia (-1.7%), South Korea (-3.9%), Canada (-5.2%), Japan (-15.1%), and Kenya (-8.4%). The countries with the largest decrease in enrollment at UAA included Russia (-13 students), South Korea (-7), Japan (-7), and Australia (-5). No corresponding increases were seen from other countries to counter these decreases.

The countries producing the greatest increase in international student enrollment nationwide in 2010 were China (30%) and Saudi Arabia (25%). UAA has no students from Saudi Arabia. Our enrollment from China dropped from 9 students to 5 from 2009 to 2010.

It is worth noting that 31% of all international students are classified as seniors. This percentage has remained consistent since Fall 2007 and appears to have been fueled by an influx of juniors enrolling in Fall 2006-Fall 2008, the majority of whom were from Russia.

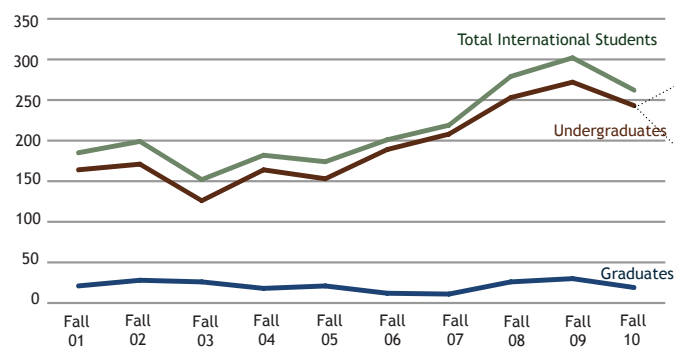
Degree Level



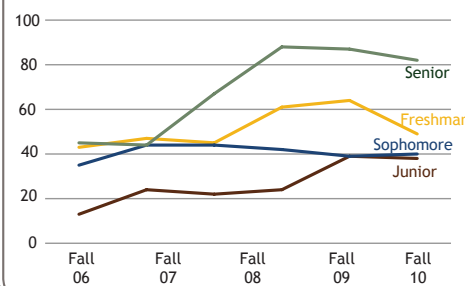
General Characteristics

- 96% The vast majority of international students are enrolled on the Anchorage campus.
- 89% Nearly nine out of ten are under the age of 30.
- 77% Over three-quarters come from five countries: Russia, South Korea, Canada, Japan, and Kenya.
- 75% Three-quarters have been admitted to baccalaureate programs.
- 55% The largest ethnic group is composed of Whites/non-Hispanics.
- 52% Females outnumber males by ten individuals.
- 47% Almost half paid non-resident tuition.
- 44% Nearly half are business majors.
- 32% The largest minority group is Asian/Pacific Islanders.
- 31% Nearly one-third are classified as seniors based on the number of credits transferred and/or earned.
- 20% Twenty percent (53 individuals) are athletes, with the largest percentages of those being Canadian (40%) and/or hockey players (34%).

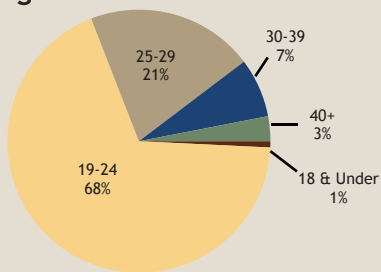
Enrollment Trend, Fall 2001–2010



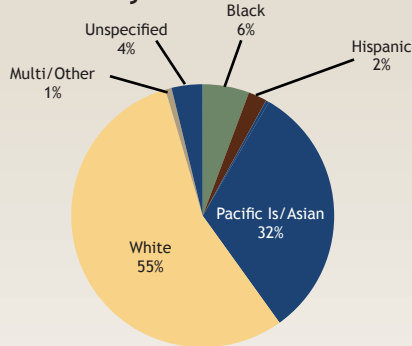
International Undergraduate Student Enrollment, Fall 2005-2010



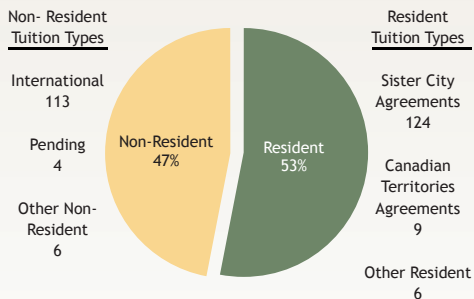
Age



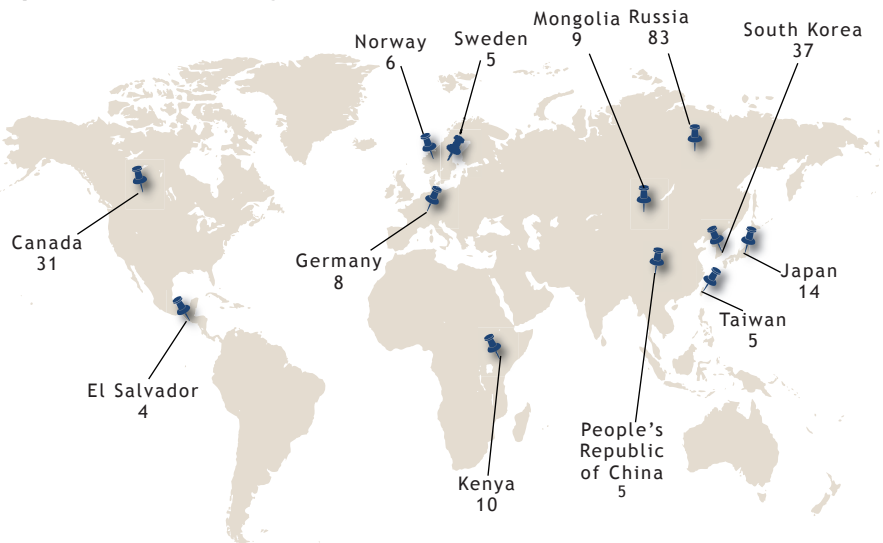
Ethnicity



Tuition Type

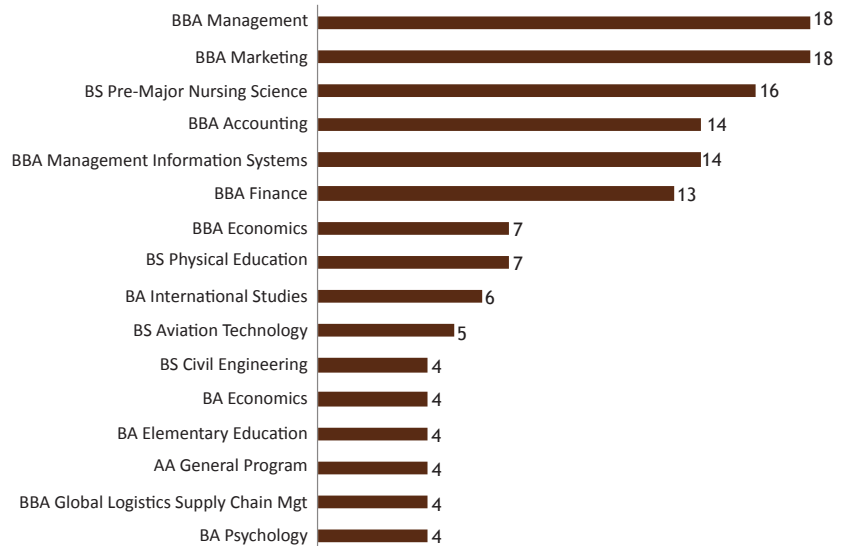


Top Countries of Origin



Total Countries Represented: 43

Top Degree Programs



ENROLLED	FALL 2001	FALL 2002	FALL 2003	FALL 2004	FALL 2005	FALL 2006	FALL 2007	FALL 2008	FALL 2009	FALL 2010
INTERNATIONAL STUDENTS TOTAL	193	185	199	152	182	201	219	279	302	262
BY CAMPUS										
ANCHORAGE CAMPUS	185	176	191	146	168	190	209	264	287	252
KODIAK COLLEGE	1	1	1	1	1	2		5	3	3
KENAI COLLEGE	3	1	1	1	3	6	3	4	5	4
MAT-SU COLLEGE		1	1	1				2	1	1
PRINCE WILLIAM SOUND CC	5	5	3	4	2	3	7	4	6	2