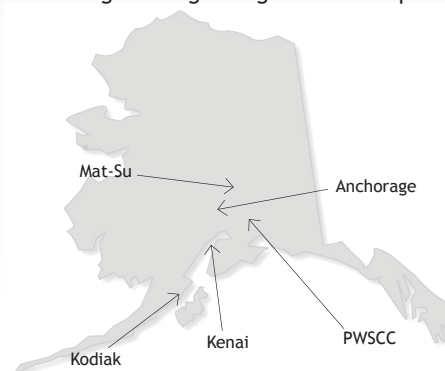


The University of Alaska Anchorage (UAA) is a multi-campus public university serving a diverse range of communities throughout Southcentral Alaska. UAA consists of a large urban campus in Anchorage and four community campuses:

- **Anchorage** campus includes extensions in Chugiak/Eagle River and Military Education Centers at Joint Base Elmendorf-Richardson.
- **Kenai Peninsula College (KPC)** with campus locations in Soldotna and Homer, and extension sites in Seward and Anchorage.
- **Kodiak College (KOC)**
- **Matanuska-Susitna College (Mat-Su)**
- **Prince William Sound Community College (PWSCC)** is separately accredited. The main campus is in Valdez, with extensions in Cordova and the Copper Basin.

Distinguishing Characteristics

The student profiles vary between the campuses, these variations reflecting the relative size, mission, and community served by each campus. All campuses share an ongoing trend toward greater proportion of students seeking certificates and degrees, more traditional-age students, and more diversity, including more Alaska Native students. All campuses except Prince William Sound Community College also experienced dramatic increases in the number of first-time freshmen over the 10 year span. The number of underprepared students enrolling is also growing at each campus.



University of Alaska Anchorage

Credit Students	Fall 00	Fall 10
Headcount	18,534	20,559
Cert/Degree-Seeking	44%	69%
Traditional Age (18-24)	39%	48%
Female	61%	59%
Full-Time	32%	39%
Ethnic Minority	18%	22%
Alaska Native	6%	6%
First-Time Freshmen	5%	11%
Underprepared	6%	8%

Anchorage Campus

Credit Students	Fall 00	Fall 10
Headcount	13,263	16,129
Cert/Degree-Seeking	55%	88%
Traditional Age (18-24)	39%	61%
Female	59%	60%
Full-Time	39%	40%
Ethnic Minority	20%	25%
Alaska Native	6%	6%
First-Time Freshmen	8%	11%
Underprepared	6%	7%

Kenai Campus

Credit Students	Fall 00	Fall 10
Headcount	1,549	2,194
Cert/Degree-Seeking	18%	31%
Traditional Age (18-24)	24%	39%
Female	66%	61%
Full-Time	21%	17%
Ethnic Minority	8%	16%
Alaska Native	3%	6%
First-Time Freshmen	4%	5%
Underprepared	5%	8%

Matanuska-Susitna Campus

Credit Students	Fall 00	Fall 10
Headcount	1,515	1,950
Cert/Degree-Seeking	23%	38%
Traditional Age (18-24)	30%	46%
Female	69%	62%
Full-Time	22%	23%
Ethnic Minority	6%	14%
Alaska Native	2%	5%
First-Time Freshmen	5%	10%
Underprepared	6%	12%

Kodiak College

Credit Students	Fall 00	Fall 10
Headcount	757	614
Cert/Degree-Seeking	10%	24%
Traditional Age (18-24)	23%	28%
Female	65%	72%
Full-Time	5%	8%
Ethnic Minority	27%	28%
Alaska Native	8%	10%
First-Time Freshmen	1%	5%
Underprepared	3%	5%

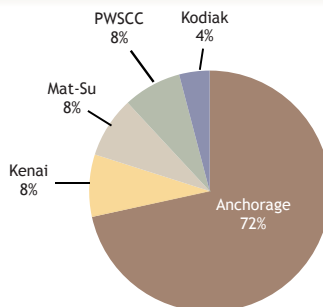
Prince William Sound Community College

Credit Students	Fall 00	Fall 10
Headcount	1,450	952
Cert/Degree-Seeking	11%	12%
Traditional Age (18-24)	12%	15%
Female	50%	51%
Full-Time	6%	8%
Ethnic Minority	14%	18%
Alaska Native	10%	9%
First-Time Freshmen	2%	2%
Underprepared	1%	2%

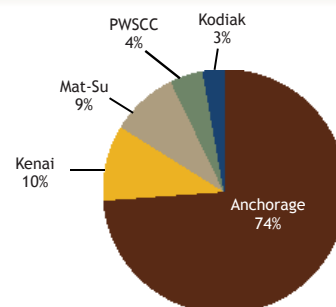
Headcount Trends, by Campus

Student headcount increased 11% overall from Fall 2000 to Fall 2010, the third straight year of increases fueled by steady growth at Anchorage, Kenai, and Mat-Su campuses. Kodiak College rebounded in 2010 to 614 students, the first time it has surpassed 600 since Fall 2004. Student headcount at Prince William Sound Community College fell to 952 in Fall 2010, in part due to a significant shift in training offerings from the fall to spring semesters.

Headcount Distribution Fall 2000



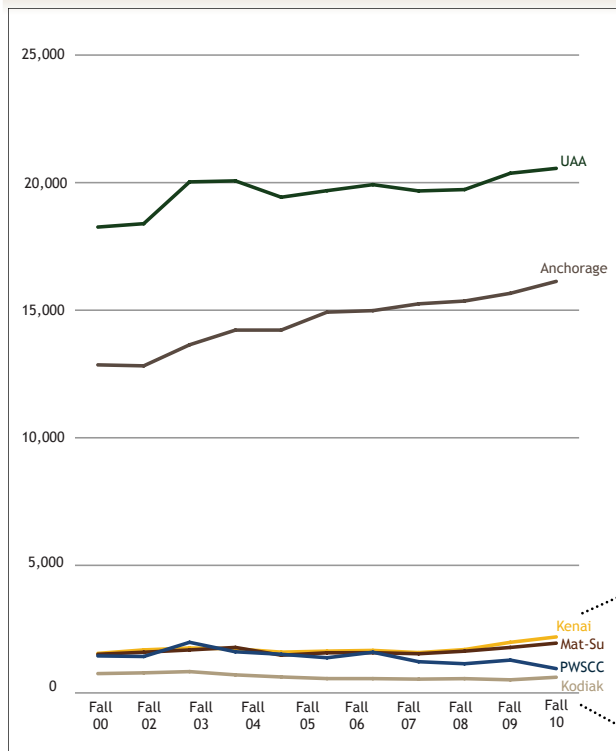
Headcount Distribution Fall 2010



Headcount

	Fall 09	Fall 10	% Change
Anchorage	15,662	16,129	3%
Kenai	1,983	2,194	11%
Kodiak	513	614	20%
Mat-Su	1,782	1,950	9%
PWSCC	1,286	952	-26%

Student Headcount Trend 2000-2010



% Change in Headcount Between Fall 2000 and Fall 2010

Kenai.....	+42%
Mat-Su.....	+29%
Anchorage.....	+25%
Total UAA.....	+11%
Kodiak.....	-19%
PWSCC.....	-34%

