

DEFINITION

The proportion of underprepared students that successfully completes both developmental-level coursework AND their first college-level English or Math class within one year of entry.

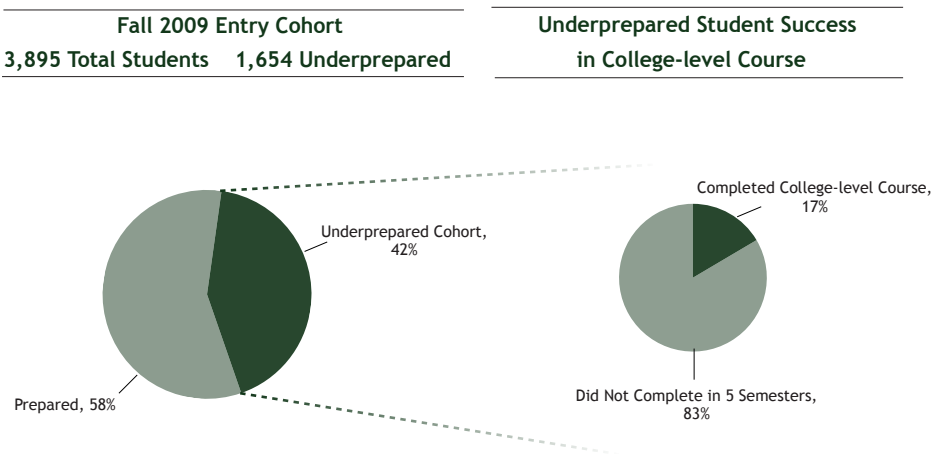
METHODOLOGY DEFINITIONS

For this measure,

- **underprepared students** are defined as a cohort of students entering UAA for the first time in a specified fall semester (including those who enrolled for the first time in the preceding summer semester and any who cross-enrolled at UAA while still in high school) who have been assessed by one or more of UAA's five campuses as deficient in one or more of the basic skills (reading, writing, computation) via locally-administered Accuplacer or Compass assessment instruments;
- **successfully completed** is defined as earning a grade of "C" or better;
- **developmental-level coursework** is defined as one or more of a specified list of 15 courses offered at one or more of UAA's five campuses;
- **college-level English or Math** is defined as ENGL 111 or MATH 107; and
- **one year** is defined as the five semesters beginning with the summer prior to the specified fall semester and ending with the subsequent fall semester. For example, for the Fall 2007 entering cohort, "one year" includes Summer 07, Fall 07, Spring 08, Summer 08, and Fall 08.

SUMMARY

This report presents second and third year results for the Fall 2008 and Fall 2007 cohorts of students assessed as needing remediation, as well as first year results for the Fall 2009 cohort. With three years of data we can confirm that the picture we are seeing is not just a snapshot but a solid representation of this sub-set of UAA students. It may not yet be enough data to establish conclusions about trends.



HIGHLIGHTS

- At 42%, the Fall 2009 Underprepared Cohort is smaller than the 47-48% in the previous two cohorts.
- More students assessed as underprepared enrolled in at least one remedial course in their first year, and a slightly larger proportion successfully completed the course.
- The proportion of the cohort successfully completing a college level course in five semesters has remained similar for each of the three cohorts. At 20%, the Fall 2008 cohort has the highest success rate. At 17%, the Fall 2009 cohort is the lowest.

BACKGROUND

For three years, a team of faculty and staff representing UAA's five campuses worked together to develop a core indicator of success for the many students who enter UAA needing remedial work in basic reading, writing, and/or computation (math). These "underprepared students" constitute a significant minority of our entering student population. Their lack of preparation can be a significant barrier to their success.

In 2009 the UAA team developed the preliminary definitions and data extraction procedures, and applied them to a single cohort of students entering in the Fall of 2007. The following year, the team further refined definitions and procedures, adjusted the results for the Fall 2007 cohort, and applied the revised measure to a second cohort of students entering in the Fall of 2008. Results were reported in Spring 2009 and Spring 2010. These reports *Measuring Success with Underprepared Students* (Spring 2009) and *Success in Subsequent College-level Work* (April 2010) are available at www.uaa.alaska.edu/institutionaleffectiveness/success/under-prepared-students.cfm.

Success in Subsequent College-level Work

THREE YEAR OVERVIEW

UAA serves a large number of underprepared students.

Forty-two percent of the Fall 2009 cohort had test scores indicating they were deficient on one or more of the basic reading, writing, or computation skills necessary for success in college-level courses. The Fall 2007 cohort included 48% underprepared while the Fall 2008 cohort was 47% underprepared.

A growing proportion of the underprepared cohort is taking developmental or college preparatory courses in their first year.

- Fall 2009: 82% of the underprepared cohort
- Fall 2008: 78% of the underprepared cohort
- Fall 2007: 74% of the underprepared cohort

PRELIMINARY INDICATORS

The proportion of underprepared students successfully completing at least one developmental or college preparatory course within a year has grown each year.

- Fall 2009: 60% of the underprepared cohort
- Fall 2008: 59% of the underprepared cohort
- Fall 2007: 56% of the underprepared cohort

For some of these students, the next course in sequence was another developmental/college prep course; for others it was the college-level course. The percentage that successfully completed the next course in the developmental sequence within one year has remained the same.

- Fall 2009: 30% of the underprepared cohort
- Fall 2008: 30% of the underprepared cohort
- Fall 2007: 30% of the underprepared cohort

CORE INDICATOR

About one in five successfully completed a college-level course (English 111 or Math 107) within one year, though the Fall 2009 cohort showed a 3 point drop from the previous year.

- Fall 2009: 17% of the underprepared cohort
- Fall 2008: 20% of the underprepared cohort
- Fall 2007: 19% of the underprepared cohort

UNDERPREPARED COHORTS: FALL 2007, FALL 2008, AND FALL 2009

COHORTS ENTERING	FALL 2007	FALL 2008	FALL 2009
Headcount of students who entered UAA in the specified semester with test scores indicating a need for remediation in one or more basic reading, writing, or computation skills.	1,747 (48%)	1,692 (47%)	1,654 (42%)
By CAMPUS			
Anchorage Campus	1,228	1,191	1,169
Kenai Peninsula College	196	224	179
Kodiak College	61	50	32
Matanuska-Susitna College	228	199	251
Prince William Sound Community College	34	28	23

SUCCESS IN REMEDIAL COURSE: FALL 2007, 2008, 2009 COHORTS

COHORTS ENTERING	FALL 2007	FALL 2008	FALL 2009
Proportion of underprepared cohort that successfully completed at least one developmental/college prep course within one year of entry.	56.3%	58.5%	60.3%
By CAMPUS			
Anchorage Campus	56.2%	58.4%	59.3%
Kenai Peninsula College	49.5%	56.3%	62.6%
Kodiak College	62.3%	64.0%	37.5%
Matanuska-Susitna College	64.5%	61.3%	69.7%
Prince William Sound Community College	35.3%	50.0%	65.2%

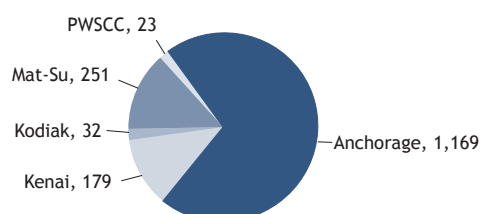
SUCCESS IN SUBSEQUENT COLLEGE-LEVEL WORK: FALL 2007, 2008, AND 2009 COHORTS

COHORTS ENTERING	FALL 2007	FALL 2008	FALL 2009
Proportion of underprepared cohort that successfully completed at least one developmental/college prep course AND the subsequent college-level Math or English course within one year of entry.	19.4%	20.1%	16.5%
By CAMPUS			
Anchorage Campus	21.3%	22.5%	18.0%
Kenai Peninsula College	14.8%	11.6%	12.3%
Kodiak College	11.5%	14.0%	15.6%
Matanuska-Susitna College	17.1%	19.1%	12.7%
Prince William Sound Community College	11.8%	14.3%	13.0%

FIRST YEAR RESULTS: THE FALL 2009 COHORT

The Fall 2009 Cohort is the smallest in number and proportion since UAA began this study. Campuses did not report a change in the Accuplacer or Compass cut scores. What is interesting to note is that the number of students who enrolled in a remedial course exceeded the number of students who were assessed as needing remediation (1,654 assessed vs. 1,863 enrolled). It appears that students are choosing on their own to enroll in remedial courses. For the purposes of this report, we are only reporting enrollment and success rates among those who were assessed as needing remediation. While the 2009 group did well with the first remedial class, its success in the subsequent college-level coursework declined at each campus, in some cases significantly, from the performance of earlier cohorts.

Underprepared Cohort, Fall 2009
1,654 Students - 42% of Entering Fall Cohort



SUCCESS IN REMEDIAL COURSE IN 1 YEAR

COHORT ENTERING FALL 2009	WITHIN 1 YEAR
Proportion of underprepared cohort that successfully completed at least one developmental/college prep course.	60.3%
By Campus	
Anchorage Campus	59.3%
Kenai Peninsula College	62.6%
Kodiak College	37.5%
Matanuska-Susitna College	69.7%
Prince William Sound Community College	65.2%

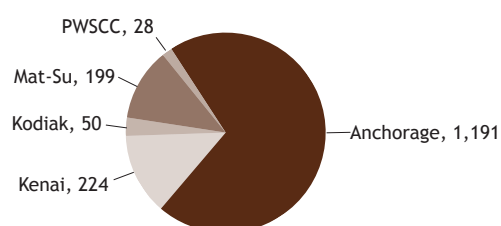
SUCCESS IN COLLEGE-LEVEL WORK IN 1 YEAR

COHORT ENTERING FALL 2009	WITHIN 1 YEAR
Proportion of underprepared cohort that successfully completed at least one developmental/college prep course AND the subsequent college-level Math or English course within one year of entry.	16.5%
By Campus	
Anchorage Campus	18.0%
Kenai Peninsula College	12.3%
Kodiak College	15.6%
Matanuska-Susitna College	12.7%
Prince William Sound Community College	13.0%

SECOND YEAR RESULTS: THE FALL 2008 COHORT

The success rates for the Fall 2008 cohort mirror the second and third year achievements of the Fall 2007 group in successfully completing their first developmental/college preparatory class. It does appear that extending the time to two years produces improvement. The percentage of students who successfully complete their first college-level course grew from 20% within five semesters to 26% in two years, with all but one campus showing significant gains.

Underprepared Cohort, Fall 2008
1,692 Students - 47% of Entering Fall Cohort



SUCCESS IN REMEDIAL COURSE OVER 2 YEARS

COHORT ENTERING FALL 2008	WITHIN 1 YEAR	WITHIN 2 YEARS
Proportion of underprepared cohort that successfully completed at least one developmental/college prep course.	58.5%	61.5%
By Campus		
Anchorage Campus	58.4%	61.5%
Kenai Peninsula College	56.2%	59.8%
Kodiak College	64.0%	66.0%
Matanuska-Susitna College	61.3%	64.3%
Prince William Sound Community College	50.0%	50.0%

SUCCESS IN SUBSEQUENT COLLEGE-LEVEL WORK OVER 2 YEARS

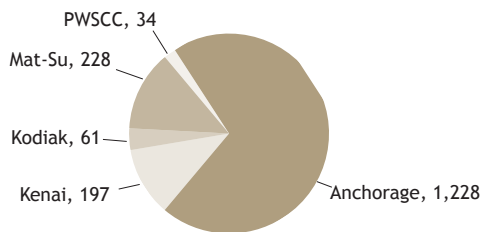
COHORT ENTERING FALL 2008	WITHIN 1 YEAR	WITHIN 2 YEARS
Proportion of underprepared cohort that successfully completed at least one developmental/college prep course AND the subsequent college-level Math or English course within one year of entry.	20.1%	26.3%
By Campus		
Anchorage Campus	22.5%	29.0%
Kenai Peninsula College	11.6%	19.2%
Kodiak College	14.0%	16.0%
Matanuska-Susitna College	19.1%	24.6%
Prince William Sound Community College	14.3%	14.3%

Success in Subsequent College-level Work

THIRD YEAR RESULTS: THE FALL 2007 COHORT

Members of the project team agreed to continue following the cohorts for three years to see what happened to success rates over a longer time. The rationale was that many of students attend part-time and drop in and out over a much longer period of time than traditional college students, so might need more time to complete the course work. Given additional time, underprepared students do achieve somewhat higher success rates on these measures. The most significant gain in success occurs in the second year, with an incremental gain after three years.

Underprepared Cohort, Fall 2007
1,747 Students - 48% of Entering Fall Cohort



SUCCESS IN REMEDIAL COURSE OVER 3 YEAR

COHORT ENTERING FALL 2007	WITHIN 1 YEAR	WITHIN 2 YEARS	WITHIN 3 YEARS
Proportion of underprepared cohort that successfully completed at least one developmental/college prep course.	56.3%	59.5%	61.2%
By Campus			
Anchorage Campus	56.2%	59.7%	61.1%
Kenai Peninsula College	49.5%	53.6%	55.6%
Kodiak College	62.3%	62.3%	65.6%
Matanuska-Susitna College	64.5%	66.7%	68.0%
Prince William Sound Community College	35.3%	35.3%	44.0%

SUCCESS IN SUBSEQUENT COLLEGE-LEVEL WORK OVER 3 YEARS

COHORT ENTERING FALL 2007	WITHIN 1 YEAR	WITHIN 2 YEARS	WITHIN 3 YEARS
Proportion of underprepared cohort that successfully completed at least one developmental/college prep course AND the subsequent college-level Math or English course within one year of entry.	19.4%	25.4%	28.0%
By Campus			
Anchorage Campus	21.3%	27.6%	30.5%
Kenai Peninsula College	14.8%	18.4%	20.9%
Kodiak College	11.5%	14.8%	16.4%
Matanuska-Susitna College	17.1%	25.0%	27.2%
Prince William Sound Community College	11.8%	14.7%	14.7%

NEXT STEPS


- Impacts from the implementation of MapWorks and the newly revised Math 105 curriculum would appear in the Fall 2010 cohort. As a result, we will track the Fall 2010 cohort using our current methodology.
- As we continue to monitor national initiatives and new data from programs such as Complete College America and Achieving the Dream, we will revise our metrics going forward to allow for national comparisons.

NATIONAL PROGRESS MEASURES

Graduation rates are in the spotlight both nationally and in Alaska. Improving the success of underprepared students is a key component in the effort to increase graduation rates. The *Complete to Compete* initiative, organized by the National Governor's Association and adopted by Complete College America, recommends measuring two levels of developmental education as "progress metrics." These closely mirror UAA's measures although their timeframes are slightly different

Complete to Compete's Progress Metrics related to Developmental education:

- ENROLLMENT IN REMEDIAL EDUCATION:** number and percentage of entering first-time undergraduate students who place into and enroll in remedial math, English, or both during the first academic year. (UAA measures the first five semesters)
- SUCCESS BEYOND REMEDIAL EDUCATION:** number and percentage of first-time undergraduate students who complete all remedial education course in Math, English, or both, AND complete a college-level course in the same subject within two academic years. (UAA's Core Indicator measures five semesters though we do track for two and three years.)



PROJECT TEAM

CHAIR

Renee Carter-Chapman
Senior Vice Provost

*Institutional Effectiveness, Engagement, and
Academic Support*

CAMPUS REPRESENTATIVES

ANCHORAGE CAMPUS

Patricia Grega
Associate Professor

College Preparatory and Developmental Studies

Thomas Harman
Assistant Professor

College Preparatory and Developmental Studies

Don Rearden
Assistant Professor

College Preparatory and Developmental Studies

KENAI PENINSULA COLLEGE

Diane Taylor
Learning Center Program Manager
Kenai River Campus

KODIAK COLLEGE

Evelyn Davidson
*Coordinator of Developmental Studies
and Learning Center*

Jared Griffin
Assistant Professor of English

MATANUSKA-SUSITNA COLLEGE

Joan O'Leary
Associate Professor of English

PRINCE WILLIAM SOUND COMMUNITY COLLEGE

Bob Benda
Professor of Biology

JoAnn Benda
Professor of Developmental Education

RESEARCHERS

Yuan-Fang Dong
Research Associate
Institutional Research

Sara Juday
Writer/Editor
Institutional Effectiveness

Gary Rice
Associate Vice Provost
Institutional Research

University of Alaska Anchorage MAU total: All UAA Campuses
2007

All undergraduates enrolled at UAA for the first time in Fall 2007, including those who enrolled for the first time in Summer 2007. Includes freshmen, transfer students, degree-seekers, non degree-seekers, full-time, part-time, and professional/licensure students. Excludes graduate students.

Math: May 1, 2006 or later

Reading/Writing: May 1, 2005 or later

Students in this group may have ACT or SAT scores, older Accuplacer or Compass scores, or no placement scores at all. They may be transfer, non degree-seeking (general interest), or professional development students, or others who are not enrolling in Math or English

Assessment scores indicate need for remediation

One or more Accuplacer or Compass scores place student into one or more of the specified developmental-level courses: PRPE 070, PRPE 076, PRPE 080, PRPE 084, PRPE 086, PRPE 094, PRPE 107, PRPE 108, ENGL 101, ENGL 106, ENGL 108, ENGL 109, MATH 054, MATH 055, MATH 105

**Members of the Underprepared Cohort
enrolled in remedial course(s)**

After 1 Year	After 2 Years	After 3 Years
1,295	1,341	1,369
74%	77%	78%

Successful in at least one remedial course

After 1 Year	After 2 Years	After 3 Years
984	1,040	1,069
56%	60%	61%

Enrolled in a subsequent course

After 1 Year	After 2 Years	After 3 Years
669	764	809
38%	44%	46%

Successful in a subsequent course

After 1 Year	After 2 Years	After 3 Years
518	612	656
30%	35%	38%

Successful in a college level course

After 1 Year	After 2 Years	After 3 Years
339	444	489
19%	25%	28%

The proportion of identified **entering student cohorts** on all campuses that are **assessed as deficient** in one or more of the basic skills who subsequently

	All Campuses 1,747					
	After 1 year		After 2 Years		After 3 years	
A) successfully completes developmental work intended to remediate this deficiency and	984	56%	1,040	60%	1,069	61%
B) completes the next course in the sequence with a grade of C or better; including those who	518	30%	612	35%	656	38%
C) completes their first college-level courses requiring the of this skill.	339	19%	444	25%	489	28%

Fall

Anchorage Campus

2007

Fall 2007 Entry Cohort 2,648

All undergraduates enrolled at UAA for the first time in Fall 2007, including those who enrolled for the first time in Summer 2007. Includes freshmen, transfer students, degree-seekers, non degree-seekers, full-time, part-time, and professional/licensure students. Excludes graduate students.

Students with recent Accuplacer or Compass test scores 1,384

Math: May 1, 2006 or later

Reading/Writing: May 1, 2005 or later

Students without recent Accuplacer or Compass test scores

Students in this group may have ACT or SAT scores, older Accuplacer or Compass scores, or no placement scores at all. They may be transfer, non degree-seeking (general interest), or professional development students, or others who are not enrolling in Math or English

Underprepared Cohort 1,228

Assessment scores indicate need for remediation

One or more Accuplacer or Compass scores place student into one or more of the specified developmental-level courses: PRPE 070, PRPE 076, PRPE 080, PRPE 084, PRPE 086, PRPE 094, PRPE 107, PRPE 108, ENGL 101, ENGL 106, ENGL 108, ENGL 109, MATH 054, MATH 055, MATH 105

Members of the Underprepared Cohort enrolled in remedial course(s)

After 1 Year	After 2 Years	After 3 Years
917	951	968
75%	77%	79%

Successful in at least one remedial course

After 1 Year	After 2 Years	After 3 Years
690	733	750
56%	60%	61%

Enrolled in a subsequent course

After 1 Year	After 2 Years	After 3 Years
494	568	602
40%	46%	49%

Successful in a subsequent course

After 1 Year	After 2 Years	After 3 Years
380	453	488
31%	37%	40%

Successful in a college level course

After 1 Year	After 2 Years	After 3 Years
262	339	374
21%	28%	30%

DEVELOPMENTAL SKILLS CORE INDICATOR

The proportion of identified **entering student cohorts** on all campuses that are **assessed as deficient** in one or more of the basic skills who subsequently

	Anchorage Campus 1,228					
	After 1 year		After 2 Years		After 3 years	
A) successfully completes developmental work intended to remediate this deficiency and	690	56%	733	60%	750	61%
B) completes the next course in the sequence with a grade of C or better; including those who	380	31%	453	37%	488	40%
C) completes their first college-level courses requiring the of this skill.	262	21%	339	28%	374	30%

Fall

Kenai Peninsula College

2007

Fall 2007 Entry Cohort..... 406

All undergraduates enrolled at UAA for the first time in Fall 2007, including those who enrolled for the first time in Summer 2007. Includes freshmen, transfer students, degree-seekers, non degree-seekers, full-time, part-time, and professional/licensure students. Excludes graduate students.

Students with recent Accuplacer or Compass test scores 209

Math: May 1, 2006 or later
Reading/Writing: May 1, 2005 or later

Students without recent Accuplacer or Compass test scores

Students in this group may have ACT or SAT scores, older Accuplacer or Compass scores, or no placement scores at all. They may be transfer, non degree-seeking (general interest), or professional development students, or others who are not enrolling in Math or English

Underprepared Cohort 196

Assessment scores indicate need for remediation
One or more Accuplacer or Compass scores place student into one or more of the specified developmental-level courses: PRPE 070, PRPE 076, PRPE 080, PRPE 084, PRPE 086, PRPE 094, PRPE 107, PRPE 108, ENGL 101, ENGL 106, ENGL 108, ENGL 109, MATH 054, MATH 055, MATH 105

Members of the Underprepared Cohort enrolled in remedial course(s)

After 1 Year	After 2 Years	After 3 Years
126 64%	135 69%	138 70%

Successful in at least one remedial course

After 1 Year	After 2 Years	After 3 Years
97 49%	105 54%	109 56%

Enrolled in a subsequent course

After 1 Year	After 2 Years	After 3 Years
57 29%	71 36%	84 43%

Successful in a subsequent course

After 1 Year	After 2 Years	After 3 Years
49 25%	59 30%	67 34%

Successful in a college level course

After 1 Year	After 2 Years	After 3 Years
29 15%	36 18%	41 21%

DEVELOPMENTAL SKILLS CORE INDICATOR

The proportion of identified **entering student cohorts** on all campuses that are assessed as **deficient** in one or more of the basic skills who subsequently

Kenai Peninsula College 196					
After 1 year		After 2 Years		After 3 years	
A) successfully completes developmental work intended to remediate this deficiency and	97 49%	105 54%		109 56%	
B) completes the next course in the sequence with a grade of C or better; including those who	49 25%	59 30%		67 34%	
C) completes their first college-level courses requiring the of this skill.	29 15%	36 18%		41 21%	

Fall

Kodiak College

2007

Fall 2007 Entry Cohort

116

All undergraduates enrolled at UAA for the first time in Fall 2007, including those who enrolled for the first time in Summer 2007. Includes freshmen, transfer students, degree-seekers, non degree-seekers, full-time, part-time, and professional/licensure students. Excludes graduate students.

Students with recent Accuplacer or Compass test scores 63

Math: May 1, 2006 or later

Reading/Writing: May 1, 2005 or later

Students without recent Accuplacer or Compass test scores

Students in this group may have ACT or SAT scores, older Accuplacer or Compass scores, or no placement scores at all. They may be transfer, non degree-seeking (general interest), or professional development students, or others who are not enrolling in Math or English

Underprepared Cohort

61

Assessment scores indicate need for remediation

One or more Accuplacer or Compass scores place student into one or more of the specified developmental-level courses: PRPE 070, PRPE 076, PRPE 080, PRPE 084, PRPE 086, PRPE 094, PRPE 107, PRPE 108, ENGL 101, ENGL 106, ENGL 108, ENGL 109, MATH 054, MATH 055, MATH 105

Members of the Underprepared Cohort enrolled in remedial course(s)

After 1 Year	After 2 Years	After 3 Years
46 75%	47 77%	49 80%

Successful in at least one remedial course

After 1 Year	After 2 Years	After 3 Years
38 62%	38 62%	40 66%

Enrolled in a subsequent course

After 1 Year	After 2 Years	After 3 Years
22 36%	27 44%	30 49%

Successful in a subsequent course

After 1 Year	After 2 Years	After 3 Years
16 26%	18 30%	19 31%

Successful in a college level course

After 1 Year	After 2 Years	After 3 Years
7 11%	9 15%	10 16%

DEVELOPMENTAL SKILLS CORE INDICATOR

The proportion of identified **entering student cohorts** on all campuses that are **assessed as deficient** in one or more of the basic skills who subsequently

	Kodiak College					
	61					
	After 1 year		After 2 Years		After 3 years	
A) successfully completes developmental work intended to remediate this deficiency and	38	62%	38	62%	40	66%
B) completes the next course in the sequence with a grade of C or better; including those who	16	26%	18	30%	19	31%
C) completes their first college-level courses requiring the of this skill.	7	11%	9	15%	10	16%

Fall

Matanuska-Susitna College

2007

Fall 2007 Entry Cohort 320

All undergraduates enrolled at UAA for the first time in Fall 2007, including those who enrolled for the first time in Summer 2007. Includes freshmen, transfer students, degree-seekers, non degree-seekers, full-time, part-time, and professional/licensure students. Excludes graduate students.

Students with recent Accuplacer or Compass test scores 234

Math: May 1, 2006 or later
Reading/Writing: May 1, 2005 or later

Students without recent Accuplacer or Compass test scores
Students in this group may have ACT or SAT scores, older Accuplacer or Compass scores, or no placement scores at all. They may be transfer, non degree-seeking (general interest), or professional development students, or others who are not enrolling in Math or English

Underprepared Cohort 228

Assessment scores indicate need for remediation
One or more Accuplacer or Compass scores place student into one or more of the specified developmental-level courses: PRPE 070, PRPE 076, PRPE 080, PRPE 084, PRPE 086, PRPE 094, PRPE 107, PRPE 108, ENGL 101, ENGL 106, ENGL 108, ENGL 109, MATH 054, MATH 055, MATH 105

Members of the Underprepared Cohort enrolled in remedial course(s)

After 1 Year	After 2 Years	After 3 Years
186 82%	188 82%	193 85%

Successful in at least one remedial course

After 1 Year	After 2 Years	After 3 Years
147 64%	152 67%	155 68%

Enrolled in a subsequent course

After 1 Year	After 2 Years	After 3 Years
98 43%	110 48%	119 52%

Successful in a subsequent course

After 1 Year	After 2 Years	After 3 Years
72 32%	83 36%	90 39%

Successful in a college level course

After 1 Year	After 2 Years	After 3 Years
39 17%	57 25%	62 27%

DEVELOPMENTAL SKILLS CORE INDICATOR

The proportion of identified **entering student cohorts** on all campuses that are **assessed as deficient** in one or more of the basic skills who subsequently

Matanuska-Susitna College 228					
After 1 year		After 2 Years		After 3 years	
A) successfully completes developmental work intended to remediate this deficiency and		147 64%	152 67%	155 68%	
B) completes the next course in the sequence with a grade of C or better; including those who		72 32%	83 36%	90 39%	
C) completes their first college-level courses requiring the of this skill.		39 17%	57 25%	62 27%	

Fall

Prince William Sound Community College

2007

Fall 2007 Entry Cohort..... 120

All undergraduates enrolled at UAA for the first time in Fall 2007, including those who enrolled for the first time in Summer 2007. Includes freshmen, transfer students, degree-seekers, non degree-seekers, full-time, part-time, and professional/licensure students. Excludes graduate students.

Students with recent Accuplacer or Compass test scores..... 42

Math: May 1, 2006 or later

Reading/Writing: May 1, 2005 or later

Students without recent Accuplacer or Compass test scores

Students in this group may have ACT or SAT scores, older Accuplacer or Compass scores, or no placement scores at all. They may be transfer, non degree-seeking (general interest), or professional development students, or others who are not enrolling in Math or English

Underprepared Cohort.....34

Assessment scores indicate need for remediation

One or more Accuplacer or Compass scores place student into one or more of the specified developmental-level courses: PRPE 070, PRPE 076, PRPE 080, PRPE 084, PRPE 086, PRPE 094, PRPE 107, PRPE 108, ENGL 101, ENGL 106, ENGL 108, ENGL 109, MATH 054, MATH 055, MATH 105

Members of the Underprepared Cohort enrolled in remedial course(s)

After 1 Year	After 2 Years	After 3 Years
20 59%	20 59%	21 62%

Successful in at least one remedial course

After 1 Year	After 2 Years	After 3 Years
12 35%	12 35%	15 44%

Enrolled in a subsequent course

After 1 Year	After 2 Years	After 3 Years
8 24%	8 24%	8 24%

Successful in a subsequent course

After 1 Year	After 2 Years	After 3 Years
6 18%	7 21%	7 21%

Successful in a college level course

After 1 Year	After 2 Years	After 3 Years
4 12%	5 15%	5 15%

DEVELOPMENTAL SKILLS CORE INDICATOR

The proportion of identified **entering student cohorts** on all campuses that are **assessed as deficient** in one or more of the basic skills who subsequently

Prince William Sound Community College					
34					
		After 1 year	After 2 Years	After 3 years	
A) successfully completes developmental work intended to remediate this deficiency and	12	35%	12	35%	15 44%
	6	18%	7	21%	7 21%
	4	12%	5	15%	5 15%
B) completes the next course in the sequence with a grade of C or better; including those who					
C) completes their first college-level courses requiring the of this skill.					

Fall

University of Alaska Anchorage MAU total: All UAA Campuses 2008

Fall 2008 Entry Cohort 3,609

All undergraduates enrolled at UAA for the first time in Fall 2007, including those who enrolled for the first time in Summer 2007. Includes freshmen, transfer students, degree-seekers, non degree-seekers, full-time, part-time, and professional/licensure students. Excludes graduate students.

Students with recent Accuplacer or Compass test scores 1,881

Math: May 1, 2006 or later

Reading/Writing: May 1, 2005 or later

Students without recent Accuplacer or Compass test scores

Students in this group may have ACT or SAT scores, older Accuplacer or Compass scores, or no placement scores at all. They may be transfer, non degree-seeking (general interest), or professional development students, or others who are not enrolling in Math or English

Underprepared Cohort 1,692

Assessment scores indicate need for remediation

One or more Accuplacer or Compass scores place student into one or more of the specified developmental-level courses: PRPE 070, PRPE 076, PRPE 080, PRPE 084, PRPE 086, PRPE 094, PRPE 107, PRPE 108, ENGL 101, ENGL 106, ENGL 108, ENGL 109, MATH 054, MATH 055, MATH 105

Members of the Underprepared Cohort enrolled in remedial course(s)

After 1 Year	After 2 Years
1,326 78%	1,359 80%

Successful in at least one remedial course

After 1 Year	After 2 Years
990 59%	1,042 62%

Enrolled in a subsequent course

After 1 Year	After 2 Years
644 38%	751 44%

Successful in a subsequent course

After 1 Year	After 2 Years
501 30%	608 36%

Successful in a college level course

After 1 Year	After 2 Years
340 20%	445 26%

DEVELOPMENTAL SKILLS CORE INDICATOR

The proportion of identified **entering student cohorts** on all campuses that are **assessed as deficient** in one or more of the basic skills who subsequently

All Campuses 1,692			
After 1 year		After 2 Years	
A) successfully completes developmental work intended to remediate this deficiency and	990 59%	1,042 62%	
B) completes the next course in the sequence with a grade of C or better; including those who	501 30%	608 36%	
C) completes their first college-level courses requiring the of this skill.	340 20%	445 26%	

Fall

Anchorage Campus

2008

Fall 2008 Entry Cohort..... 2,592

All undergraduates enrolled at UAA for the first time in Fall 2007, including those who enrolled for the first time in Summer 2007. Includes freshmen, transfer students, degree-seekers, non degree-seekers, full-time, part-time, and professional/licensure students. Excludes graduate students.

Students with recent Accuplacer or Compass test scores..... 1,343

Math: May 1, 2006 or later

Reading/Writing: May 1, 2005 or later

Students without recent Accuplacer or Compass test scores

Students in this group may have ACT or SAT scores, older Accuplacer or Compass scores, or no placement scores at all. They may be transfer, non degree-seeking (general interest), or professional development students, or others who are not enrolling in Math or English

Underprepared Cohort..... 1,191

Assessment scores indicate need for remediation

One or more Accuplacer or Compass scores place student into one or more of the specified developmental-level courses: PRPE 070, PRPE 076, PRPE 080, PRPE 084, PRPE 086, PRPE 094, PRPE 107, PRPE 108, ENGL 101, ENGL 106, ENGL 108, ENGL 109, MATH 054, MATH 055, MATH 105

Members of the Underprepared Cohort enrolled in remedial course(s)

After 1 Year	After 2 Years
940	963
79%	81%

Successful in at least one remedial course

After 1 Year	After 2 Years
696	733
58%	62%

Enrolled in a subsequent course

After 1 Year	After 2 Years
480	564
40%	47%

Successful in a subsequent course

After 1 Year	After 2 Years
377	455
32%	38%

Successful in a college level course

After 1 Year	After 2 Years
268	346
23%	29%

DEVELOPMENTAL SKILLS CORE INDICATOR

The proportion of identified **entering student cohorts** on all campuses that are assessed as **deficient** in one or more of the basic skills who subsequently

A) **successfully completes developmental work** intended to remediate this deficiency and

B) **completes the next course in the sequence** with a grade of C or better; including those who

C) **completes their first college-level courses** requiring the of this skill.

Anchorage Campus 1,191			
After 1 year		After 2 Years	
696	58%	733	62%
377	32%	455	38%
268	23%	346	29%

Fall

Kenai Peninsula College

2008

Fall 2008 Entry Cohort444

All undergraduates enrolled at UAA for the first time in Fall 2007, including those who enrolled for the first time in Summer 2007. Includes freshmen, transfer students, degree-seekers, non degree-seekers, full-time, part-time, and professional/licensure students. Excludes graduate students.

Students with recent Accuplacer or Compass test scores 249

Math: May 1, 2006 or later

Reading/Writing: May 1, 2005 or later

Students without recent Accuplacer or Compass test scores

Students in this group may have ACT or SAT scores, older Accuplacer or Compass scores, or no placement scores at all. They may be transfer, non degree-seeking (general interest), or professional development students, or others who are not enrolling in Math or English

Underprepared Cohort 224

Assessment scores indicate need for remediation

One or more Accuplacer or Compass scores place student into one or more of the specified developmental-level courses: PRPE 070, PRPE 076, PRPE 080, PRPE 084, PRPE 086, PRPE 094, PRPE 107, PRPE 108, ENGL 101, ENGL 106, ENGL 108, ENGL 109, MATH 054, MATH 055, MATH 105

Members of the Underprepared Cohort enrolled in remedial course(s)

After 1 Year	After 2 Years
163	170
73%	76%

Successful in at least one remedial course

After 1 Year	After 2 Years
126	134
56%	60%

Enrolled in a subsequent course

After 1 Year	After 2 Years
73	94
33%	42%

Successful in a subsequent course

After 1 Year	After 2 Years
47	69
21%	31%

Successful in a college level course

After 1 Year	After 2 Years
26	43
12%	19%

DEVELOPMENTAL SKILLS CORE INDICATOR

The proportion of identified **entering student cohorts** on all campuses that are **assessed as deficient** in one or more of the basic skills who subsequently

A) **successfully completes developmental work** intended to remediate this deficiency and

B) **completes the next course in the sequence** with a grade of C or better; including those who

C) **completes their first college-level courses** requiring the of this skill.

Kenai Peninsula College

224

After 1 year

After 2 Years

126 56%

134 60%

47 21%

69 31%

26 12%

43 19%

Fall

Kodiak College

2008

Fall 2008 Entry Cohort..... 115

All undergraduates enrolled at UAA for the first time in Fall 2007, including those who enrolled for the first time in Summer 2007. Includes freshmen, transfer students, degree-seekers, non degree-seekers, full-time, part-time, and professional/licensure students. Excludes graduate students.

Students with recent Accuplacer or Compass test scores..... 50

Math: May 1, 2006 or later

Reading/Writing: May 1, 2005 or later

Students without recent Accuplacer or Compass test scores

Students in this group may have ACT or SAT scores, older Accuplacer or Compass scores, or no placement scores at all. They may be transfer, non degree-seeking (general interest), or professional development students, or others who are not enrolling in Math or English

Underprepared Cohort 50

Assessment scores indicate need for remediation

One or more Accuplacer or Compass scores place student into one or more of the specified developmental-level courses: PRPE 070, PRPE 076, PRPE 080, PRPE 084, PRPE 086, PRPE 094, PRPE 107, PRPE 108, ENGL 101, ENGL 106, ENGL 108, ENGL 109, MATH 054, MATH 055, MATH 105

Members of the Underprepared Cohort enrolled in remedial course(s)

After 1 Year	After 2 Years
36	37
72%	74%

Successful in at least one remedial course

After 1 Year	After 2 Years
32	33
64%	66%

Enrolled in a subsequent course

After 1 Year	After 2 Years
12	14
24%	28%

Successful in a subsequent course

After 1 Year	After 2 Years
12	13
24%	26%

Successful in a college level course

After 1 Year	After 2 Years
7	8
14%	16%

DEVELOPMENTAL SKILLS CORE INDICATOR

The proportion of identified **entering student cohorts** on all campuses that are **assessed as deficient** in one or more of the basic skills who subsequently

A) **successfully completes developmental work** intended to remediate this deficiency and

B) **completes the next course in the sequence** with a grade of C or better; including those who

C) **completes their first college-level courses** requiring the of this skill.

Kodiak College 50			
After 1 year		After 2 Years	
32	64%	33	66%
12	24%	13	26%
7	14%	8	16%

Fall

Matanuska-Susitna College

2008

Fall 2008 Entry Cohort.....287

All undergraduates enrolled at UAA for the first time in Fall 2007, including those who enrolled for the first time in Summer 2007. Includes freshmen, transfer students, degree-seekers, non degree-seekers, full-time, part-time, and professional/licensure students. Excludes graduate students.

Students with recent Accuplacer or Compass test scores202

Math: May 1, 2006 or later

Reading/Writing: May 1, 2005 or later

Students without recent Accuplacer or Compass test scores

Students in this group may have ACT or SAT scores, older Accuplacer or Compass scores, or no placement scores at all. They may be transfer, non degree-seeking (general interest), or professional development students, or others who are not enrolling in Math or English

Underprepared Cohort.....199

Assessment scores indicate need for remediation

One or more Accuplacer or Compass scores place student into one or more of the specified developmental-level courses: PRPE 070, PRPE 076, PRPE 080, PRPE 084, PRPE 086, PRPE 094, PRPE 107, PRPE 108, ENGL 101, ENGL 106, ENGL 108, ENGL 109, MATH 054, MATH 055, MATH 105

Members of the Underprepared Cohort enrolled in remedial course(s)

DEVELOPMENTAL SKILLS CORE INDICATOR

The proportion of identified **entering student cohorts** on all campuses that are **assessed as deficient** in one or more of the basic skills who subsequently

Successful in at least one remedial course

After 1 Year	After 2 Years
163 82%	170 85%

Enrolled in a subsequent course

After 1 Year	After 2 Years
85 43%	99 50%

Successful in a subsequent course

After 1 Year	After 2 Years
62 31%	74 37%

Successful in a college level course

After 1 Year	After 2 Years
38 19%	49 25%

Matanuska-Susitna College

199

A) **successfully completes developmental work** intended to remediate this deficiency and

B) **completes the next course in the sequence** with a grade of C or better; including those who

C) **completes their first college-level courses** requiring the of this skill.

After 1 year

After 2 Years

122 61%

128 64%

62 31%

74 37%

38 19%

49 25%

Fall

Prince William Sound Community College

2008

Fall 2008 Entry Cohort 171

All undergraduates enrolled at UAA for the first time in Fall 2007, including those who enrolled for the first time in Summer 2007. Includes freshmen, transfer students, degree-seekers, non degree-seekers, full-time, part-time, and professional/licensure students. Excludes graduate students.

Students with recent Accuplacer or Compass test scores 37

Math: May 1, 2006 or later

Reading/Writing: May 1, 2005 or later

Students without recent Accuplacer or Compass test scores

Students in this group may have ACT or SAT scores, older Accuplacer or Compass scores, or no placement scores at all. They may be transfer, non degree-seeking (general interest), or professional development students, or others who are not enrolling in Math or English

Underprepared Cohort.....28

Assessment scores indicate need for remediation

One or more Accuplacer or Compass scores place student into one or more of the specified developmental-level courses: PRPE 070, PRPE 076, PRPE 080, PRPE 084, PRPE 086, PRPE 094, PRPE 107, PRPE 108, ENGL 101, ENGL 106, ENGL 108, ENGL 109, MATH 054, MATH 055, MATH 105

Members of the Underprepared Cohort enrolled in remedial course(s)

After 1 Year	After 2 Years
24	24
86%	86%

Successful in at least one remedial course

After 1 Year	After 2 Years
14	14
50%	50%

Enrolled in a subsequent course

After 1 Year	After 2 Years
10	10
36%	36%

Successful in a subsequent course

After 1 Year	After 2 Years
7	8
25%	29%

Successful in a college level course

After 1 Year	After 2 Years
4	4
14%	14%

DEVELOPMENTAL SKILLS CORE INDICATOR

The proportion of identified **entering student cohorts** on all campuses that are **assessed as deficient** in one or more of the basic skills who subsequently

A) **successfully completes developmental work** intended to remediate this deficiency and

B) **completes the next course in the sequence** with a grade of C or better; including those who

C) **completes their first college-level courses** requiring the of this skill.

Prince William Sound Community College

28

After 1 year

14 50%

After 2 Years

14 50%

7 25%

8 29%

4 14%

4 14%

Fall

University of Alaska Anchorage MAU total: All UAA Campuses

2009

Fall 2009 Entry Cohort.....3,895

All undergraduates enrolled at UAA for the first time in Fall 2007, including those who enrolled for the first time in Summer 2007. Includes freshmen, transfer students, degree-seekers, non degree-seekers, full-time, part-time, and professional/licensure students. Excludes graduate students.

Students with recent Accuplacer or Compass test scores.....2,323

Math: May 1, 2006 or later
Reading/Writing: May 1, 2005 or later

Students without recent Accuplacer or Compass test scores
Students in this group may have ACT or SAT scores, older Accuplacer or Compass scores, or no placement scores at all. They may be transfer, non degree-seeking (general interest), or professional development students, or others who are not enrolling in Math or English

Underprepared Cohort.....1,654

Assessment scores indicate need for remediation
One or more Accuplacer or Compass scores place student into one or more of the specified developmental-level courses: PRPE 070, PRPE 076, PRPE 080, PRPE 084, PRPE 086, PRPE 094, PRPE 107, PRPE 108, ENGL 101, ENGL 106, ENGL 108, ENGL 109, MATH 054, MATH 055, MATH 105

Members of the Underprepared Cohort
enrolled in remedial course(s)

DEVELOPMENTAL SKILLS CORE INDICATOR

The proportion of identified **entering student cohorts** on all campuses that are **assessed as deficient** in one or more of the basic skills who subsequently

After 1 Year
1,369
82%

Successful in at least one remedial course

After 1 Year
997
60%

Enrolled in a subsequent course

After 1 Year
635
38%

Successful in a subsequent course

After 1 Year
492
30%

Successful in a college level course

After 1 Year
273
17%

	All Campuses 1,654 After 1 year
A) successfully completes developmental work intended to remediate this deficiency and	997 60%
B) completes the next course in the sequence with a grade of C or better; including those who	492 30%
C) completes their first college-level courses requiring the of this skill.	273 17%

Fall

Anchorage Campus

2009

Fall 2009 Entry Cohort..... 2,832

All undergraduates enrolled at UAA for the first time in Fall 2007, including those who enrolled for the first time in Summer 2007. Includes freshmen, transfer students, degree-seekers, non degree-seekers, full-time, part-time, and professional/licensure students. Excludes graduate students.

Students with recent Accuplacer or Compass test scores 1,666

Math: May 1, 2006 or later

Reading/Writing: May 1, 2005 or later

Students without recent Accuplacer or Compass test scores

Students in this group may have ACT or SAT scores, older Accuplacer or Compass scores, or no placement scores at all. They may be transfer, non degree-seeking (general interest), or professional development students, or others who are not enrolling in Math or English

Underprepared Cohort..... 1,169

Assessment scores indicate need for remediation

One or more Accuplacer or Compass scores place student into one or more of the specified developmental-level courses: PRPE 070, PRPE 076, PRPE 080, PRPE 084, PRPE 086, PRPE 094, PRPE 107, PRPE 108, ENGL 101, ENGL 106, ENGL 108, ENGL 109, MATH 054, MATH 055, MATH 105

Members of the Underprepared Cohort enrolled in remedial course(s)

After 1 Year
979
84%

Successful in at least one remedial course

After 1 Year
694
59%

Enrolled in a subsequent course

After 1 Year
460
39%

Successful in a subsequent course

After 1 Year
359
31%

Successful in a college level course

After 1 Year
211
18%

DEVELOPMENTAL SKILLS CORE INDICATOR

The proportion of identified **entering student cohorts** on all campuses that are **assessed as deficient** in one or more of the basic skills who subsequently

A) **successfully completes developmental work** intended to remediate this deficiency and

B) **completes the next course in the sequence** with a grade of C or better; including those who

C) **completes their first college-level courses** requiring the of this skill.

Anchorage Campus
1,169
After 1 year

694 59%

359 31%

211 18%

Fall

Kenai Peninsula College

2009

Fall 2009 Entry Cohort.....448

All undergraduates enrolled at UAA for the first time in Fall 2007, including those who enrolled for the first time in Summer 2007. Includes freshmen, transfer students, degree-seekers, non degree-seekers, full-time, part-time, and professional/licensure students. Excludes graduate students.

Students with recent Accuplacer or Compass test scores.....275

Math: May 1, 2006 or later

Reading/Writing: May 1, 2005 or later

Students without recent Accuplacer or Compass test scores

Students in this group may have ACT or SAT scores, older Accuplacer or Compass scores, or no placement scores at all. They may be transfer, non degree-seeking (general interest), or professional development students, or others who are not enrolling in Math or English

Underprepared Cohort.....179

Assessment scores indicate need for remediation

One or more Accuplacer or Compass scores place student into one or more of the specified developmental-level courses: PRPE 070, PRPE 076, PRPE 080, PRPE 084, PRPE 086, PRPE 094, PRPE 107, PRPE 108, ENGL 101, ENGL 106, ENGL 108, ENGL 109, MATH 054, MATH 055, MATH 105

Members of the Underprepared Cohort enrolled in remedial course(s)

After 1 Year
136
76%

Successful in at least one remedial course

After 1 Year
112
63%

Enrolled in a subsequent course

After 1 Year
54
30%

Successful in a subsequent course

After 1 Year
46
26%

Successful in a college level course

After 1 Year
22
12%

DEVELOPMENTAL SKILLS CORE INDICATOR

The proportion of identified **entering student cohorts** on all campuses that are **assessed as deficient** in one or more of the basic skills who subsequently

A) **successfully completes developmental work** intended to remediate this deficiency and

B) **completes the next course in the sequence** with a grade of C or better; including those who

C) **completes their first college-level courses** requiring the of this skill.

Kenai Peninsula College
179
After 1 year

112 63%

46 26%

22 12%

Fall

Kodiak College

2009

Fall 2009 Entry Cohort 80

All undergraduates enrolled at UAA for the first time in Fall 2007, including those who enrolled for the first time in Summer 2007. Includes freshmen, transfer students, degree-seekers, non degree-seekers, full-time, part-time, and professional/licensure students. Excludes graduate students.

Students with recent Accuplacer or Compass test scores 44

Math: May 1, 2006 or later
Reading/Writing: May 1, 2005 or later

Students without recent Accuplacer or Compass test scores

Students in this group may have ACT or SAT scores, older Accuplacer or Compass scores, or no placement scores at all. They may be transfer, non degree-seeking (general interest), or professional development students, or others who are not enrolling in Math or English

Underprepared Cohort..... 32

Assessment scores indicate need for remediation

One or more Accuplacer or Compass scores place student into one or more of the specified developmental-level courses: PRPE 070, PRPE 076, PRPE 080, PRPE 084, PRPE 086, PRPE 094, PRPE 107, PRPE 108, ENGL 101, ENGL 106, ENGL 108, ENGL 109, MATH 054, MATH 055, MATH 105

Members of the Underprepared Cohort enrolled in remedial course(s)

After 1 Year
23
72%

Successful in at least one remedial course

After 1 Year
12
38%

Enrolled in a subsequent course

After 1 Year
10
31%

Successful in a subsequent course

After 1 Year
7
22%

Successful in a college level course

After 1 Year
5
16%

DEVELOPMENTAL SKILLS CORE INDICATOR

The proportion of identified **entering student cohorts** on all campuses that are **assessed as deficient** in one or more of the basic skills who subsequently

	Kodiak College
	32
	After 1 year
A) successfully completes developmental work intended to remediate this deficiency and	12 38%
B) completes the next course in the sequence with a grade of C or better; including those who	7 22%
C) completes their first college-level courses requiring the of this skill.	5 16%

Fall

Matanuska-Susitna College

2009

Fall 2009 Entry Cohort 398

All undergraduates enrolled at UAA for the first time in Fall 2007, including those who enrolled for the first time in Summer 2007. Includes freshmen, transfer students, degree-seekers, non degree-seekers, full-time, part-time, and professional/licensure students. Excludes graduate students.

Students with recent Accuplacer or Compass test scores 291

Math: May 1, 2006 or later
Reading/Writing: May 1, 2005 or later

Students without recent Accuplacer or Compass test scores
Students in this group may have ACT or SAT scores, older Accuplacer or Compass scores, or no placement scores at all. They may be transfer, non degree-seeking (general interest), or professional development students, or others who are not enrolling in Math or English

Underprepared Cohort 251

Assessment scores indicate need for remediation
One or more Accuplacer or Compass scores place student into one or more of the specified developmental-level courses: PRPE 070, PRPE 076, PRPE 080, PRPE 084, PRPE 086, PRPE 094, PRPE 107, PRPE 108, ENGL 101, ENGL 106, ENGL 108, ENGL 109, MATH 054, MATH 055, MATH 105

Members of the Underprepared Cohort enrolled in remedial course(s)

After 1 Year
210
84%

Successful in at least one remedial course

After 1 Year
175
70%

Enrolled in a subsequent course

After 1 Year
98
39%

Successful in a subsequent course

After 1 Year
75
30%

Successful in a college level course

After 1 Year
32
13%

DEVELOPMENTAL SKILLS CORE INDICATOR

The proportion of identified **entering student cohorts** on all campuses that are **assessed as deficient** in one or more of the basic skills who subsequently

	Matanuska-Susitna College
	251
	After 1 year
A) successfully completes developmental work intended to remediate this deficiency and	175 70%
B) completes the next course in the sequence with a grade of C or better; including those who	75 30%
C) completes their first college-level courses requiring the of this skill.	32 13%

Fall 2009

Prince William Sound Community College

Fall 2009 Entry Cohort 137

All undergraduates enrolled at UAA for the first time in Fall 2007, including those who enrolled for the first time in Summer 2007. Includes freshmen, transfer students, degree-seekers, non degree-seekers, full-time, part-time, and professional/licensure students. Excludes graduate students.

Students with recent Accuplacer or Compass test scores 47

Math: May 1, 2006 or later

Reading/Writing: May 1, 2005 or later

Students without recent Accuplacer or Compass test scores

Students in this group may have ACT or SAT scores, older Accuplacer or Compass scores, or no placement scores at all. They may be transfer, non degree-seeking (general interest), or professional development students, or others who are not enrolling in Math or English

Underprepared Cohort 23

Assessment scores indicate need for remediation

One or more Accuplacer or Compass scores place student into one or more of the specified developmental-level courses: PRPE 070, PRPE 076, PRPE 080, PRPE 084, PRPE 086, PRPE 094, PRPE 107, PRPE 108, ENGL 101, ENGL 106, ENGL 108, ENGL 109, MATH 054, MATH 055, MATH 105

Members of the Underprepared Cohort enrolled in remedial course(s)

After 1 Year
21
91%

Successful in at least one remedial course

After 1 Year
15
65%

Enrolled in a subsequent course

After 1 Year
13
57%

Successful in a subsequent course

After 1 Year
12
52%

Successful in a college level course

After 1 Year
3
13%

DEVELOPMENTAL SKILLS CORE INDICATOR

The proportion of identified **entering student cohorts** on all campuses that are **assessed as deficient** in one or more of the basic skills who subsequently

A) **successfully completes developmental work** intended to remediate this deficiency and

B) **completes the next course in the sequence** with a grade of C or better; including those who

C) **completes their first college-level courses** requiring the of this skill.

Prince William Sound
Community College

36

After 1 year

15 65%

12 52%

3 13%