

Certificates & Degrees Awarded

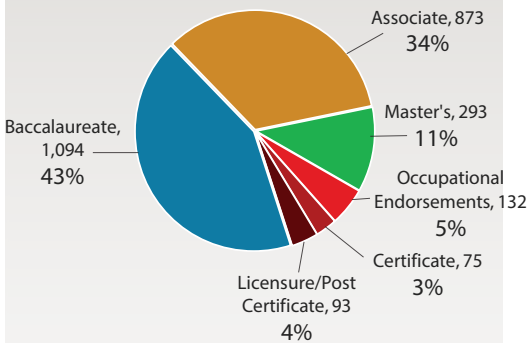
DEFINITION

Performance is measured by the total number of certificates and degrees awarded during an academic year (summer, fall, and spring semesters). The total includes seven types of awards:

- occupational endorsement certificates
- undergraduate certificates
- associate degrees
- baccalaureate degrees
- post-baccalaureate certificates
- graduate certificates
- master's degrees
- doctoral degrees

Academic Year 2015 (AY15): Includes awards conferred in Summer and Fall 2014, and Spring 2015.

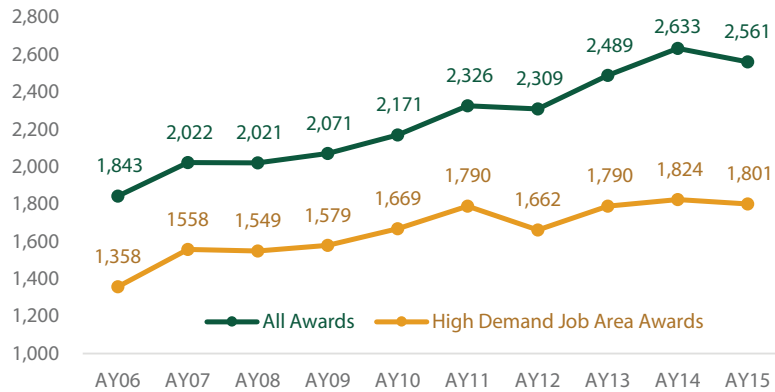
AY15 AWARDS BY TYPE



OVERVIEW

Students earned 2,561 degrees, certificates and occupational endorsements in AY15, of which 1,801 were in high demand job areas. While the number of total awards declined 2.7% (-71) from the AY14 peak, awards increased in health, business, and engineering. The largest decline was in the Associate of Arts program, down 31 awards.

UAA TOTAL AWARDS TREND



AY15 AWARD DISTRIBUTION AND CHANGES

	1-Year	5-Year
873 Associate Awards	-3.5%	15.5%
1,094 Baccalaureate Awards	-3.3%	9.3%
293 Master's Awards	9.3%	-3.9%
1 Doctoral Award	-66.7%	N/A
132 Occupational Endorsements	-18.5%	7.3%
75 Undergraduate Certificates	13.6%	-3.8%
93 Licensure/Post Certificates	-5.1%	47.6%

	AY06	AY07	AY08	AY09	AY10	AY11	AY12	AY13	AY14	AY15
Total Certificates & Degrees Awarded	1,843	2,022	2,021	2,071	2,171	2,326	2,307	2,489	2,633	2,561
BY AWARD TYPE										
Associate	634	676	679	684	719	756	774	854	905	873
Baccalaureate	841	847	871	956	920	1,001	971	1,064	1,131	1,094
Master's	238	356	289	270	296	305	276	312	268	293
Doctoral							2	2	3	1
Occupational Endorsement			47	49	116	123	153	136	162	132
Undergraduate Certificate	108	99	85	74	60	78	67	57	66	75
Post-Bac. & Graduate Certificates	22	44	50	38	60	63	66	64	98	93
BY CAMPUS										
Anchorage	1,638	1,821	1,802	1,841	1,923	2,031	1,982	2,160	2,277	2,215
Kenai	88	81	110	110	126	119	130	146	163	169
Kodiak	18	22	11	19	21	24	30	15	24	28
Mat-Su	85	82	82	80	84	129	136	155	150	138
Prince William Sound	14	16	16	21	17	23	31	13	19	11
BY COLLEGE										
Arts & Sciences	480	477	495	523	510	578	564	611	686	614
Business & Public Policy	258	243	249	299	329	336	247	317	304	346
Education	175	281	219	206	209	218	223	209	235	212
Engineering	58	76	92	103	128	117	116	149	133	147
Health	459	500	519	496	493	464	465	572	541	601
Community & Technical College	208	244	228	214	254	318	367	302	378	295

AY 2015 Certificates & Degrees Awarded

TOP PRODUCING PROGRAMS BY TYPE

Awards in High Demand Job Areas are indicated in **bold**. The number of awards is in parentheses.

TOP OCCUPATIONAL ENDORSEMENT CERTIFICATES

- **Medical Office Coding** (22)
- **Cisco Certificate, Network Associate** (16)
- **Pharmacy Technology** (13)
- **Veterinary Assisting** (13)

TOP ASSOCIATE DEGREES

- **AA General Program** (266)
- **AAS Nursing** (109)
- **AAS Process Technology** (74)
- **AAS Accounting** (41)
- **AAS Human Services** (39)
- **AAS Air Traffic Control** (25)

TOP BACCALAUREATE DEGREES

- **BS Nursing Science** (124)
- **BBA Accounting** (66)
- **BBA Management** (57)
- **BA Psychology** (55)
- **BS Engineering** (47)
- **BA Justice** (36)
- **BS Biological Sciences** (34)
- **BA History** (32)
- **BBA Finance** (31)
- **BA English** (30)

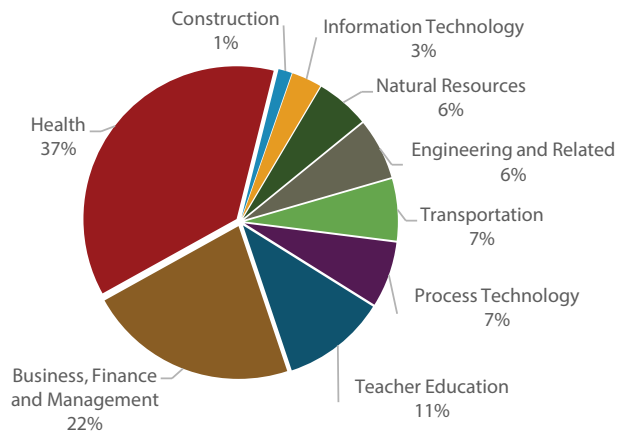
TOP MASTER'S DEGREES

- **MBA General Management** (41)
- **MSW Social Work** (29)
- **MED Educational Leadership** (24)
- **MAT Education** (23)
- **MS Nursing Science** (19)
- **MS Project Management** (18)

TOP GRADUATE CERTIFICATES

- **Language Education** (22)
- **Principal** (21)
- **Special Education** (12)
- **Superintendent** (9)
- **Dietetic Internship** (8)

AY15 AWARDS BY HIGH DEMAND JOB AREA



	AY06	AY07	AY08	AY09	AY10	AY11	AY12	AY13	AY14	AY15
High Demand Job Area Certificates & Degrees Awarded	1,358	1,558	1,549	1,579	1,669	1,790	1,662	1,790	1,824	1,801
BY HIGH DEMAND JOB AREA										
Business/Management/Finance	315	316	309	365	405	420	362	388	373	397
Construction	3	2	6	8	13	19	23	21	20	26
Engineering	102	89	91	104	115	117	116	121	125	115
Health	488	553	596	569	582	596	541	688	665	665
Information Technology	68	65	72	45	71	94	90	81	55	57
Natural Resources	63	53	62	75	80	95	71	90	112	101
Process Technology	46	45	58	71	85	85	80	92	118	124
Teacher Education	181	289	226	216	211	223	232	218	228	197
Transportation	92	146	129	125	103	139	137	85	120	117
Other/Regional			1	4	2	10	6	8		2
BY CAMPUS										
Anchorage	1,254	1,452	1,417	1,446	1,519	1,602	1,500	1,613	1,612	1,604
Kenai	54	55	80	81	92	99	85	105	122	124
Kodiak	11	10	3	7	8	13	17	6	11	7
Mat-Su	38	47	43	36	43	71	56	57	66	62
Prince William Sound	4	2	4	9	7	5	4	9	13	4
BY COLLEGE										
Arts & Sciences	157	173	187	188	174	230	192	215	243	205
Business & Public Policy	258	243	249	299	329	336	247	317	304	346
Education	175	280	219	206	209	217	220	206	217	186
Engineering	58	76	92	103	127	110	112	145	128	144
Health	412	449	463	445	456	417	410	503	470	520
Community & Technical College	191	223	209	205	224	292	319	227	250	203