

Graduate Program Profile

AY18

UAA GRADUATE PROGRAMS

COLLEGE OF ARTS & SCIENCES

- Anthropology (MA)
- Applied Geological Sciences (MS)
- Biological Sciences (MS)
- Children's Mental Health (GCRT)
- Clinical Psychology (MS)
- Clinical-Community Psychology (PhD)
- Creative Writing & Literary Arts (MFA)
- English (MA)

COLLEGE OF BUSINESS & PUBLIC POLICY

- General Management (MBA)
- Global Supply Chain Management (MS)
- Public Administration (MPA)

SCHOOL OF EDUCATION

- Early Childhood Special Education (MED)
- Educational Leadership (MED)
- Educational Leadership: Principal (GCRT)
- Language Education (GCRT)
- Special Education (MED, GCRT)
- Teaching (MAT)
- Teaching and Learning (MED)

COLLEGE OF ENGINEERING

- Civil Engineering (MS)
- Mechanical Engineering (MS)
- Project Management (MS)

COLLEGE OF HEALTH

- Dietetic Internship (GCRT)
- Dietetics and Nutrition (MS)
- Family Nurse Practitioner (GCRT)
- Nursing Education (GCRT)
- Nursing Science (MS, DNP)
- Psychiatric-Mental Health Nurse Practitioner (GCRT)
- Public Health Practice (MPH)
- Social Work (MSW)

ALL COLLEGES

- Interdisciplinary Studies (MA)
- Interdisciplinary Studies (MS)

COLLABORATIVE DOCTORATES

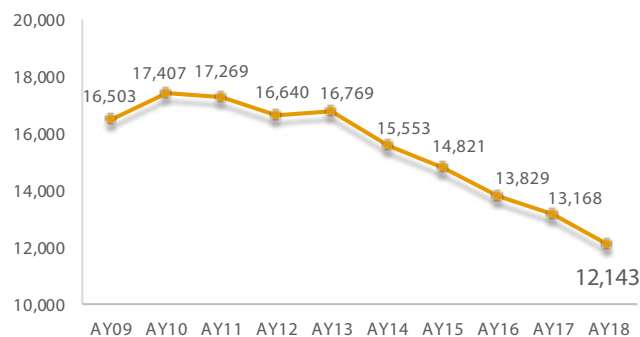
- Biological Sciences (PhD) with UAF
- Doctor of Medicine (MD) with University of Washington (WWAMI)
- Doctor of Pharmacy with Idaho State University
- Doctor of Occupational Therapy with Creighton University

SOURCES:

- Academic Affairs 12-14-18
- IR Reports/Student Reports/Official Student Demographic Data Closing/Awards
- UAA Fact Book

In AY18, the University of Alaska Anchorage offers 23 Master's degree programs, eight graduate certificate programs, and six doctoral programs, four of which are offered through cooperative/collaborative agreements with the University of Alaska Fairbanks, The University of Washington Medical School, Creighton University, and Idaho State University. For comparison, in 2014, UAA offered 29 Master's degree programs, 16 graduate certificate programs, and five doctoral programs.

TREND, GRADUATE LEVEL ANNUAL CREDIT HOURS

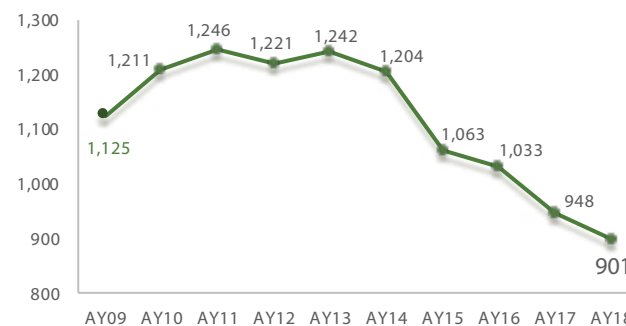


DOWN 8%
from AY17

DOWN 22%
from AY14

Totals include all credit hours generated by 600 level courses regardless of student status.

TREND, GRADUATE LEVEL ANNUAL HEADCOUNT

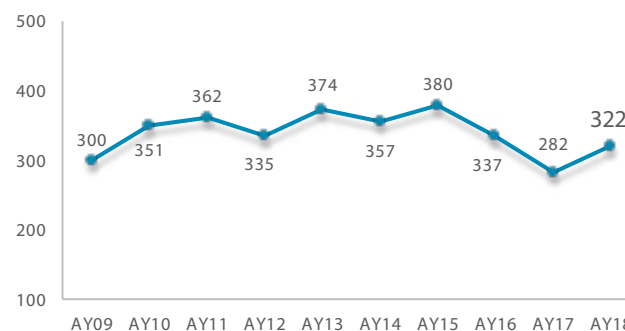


DOWN 7%
from AY17

DOWN 25%
from AY14

Totals are an unduplicated count of students admitted to a graduate program AND enrolled in 600 level courses.

TREND, GRADUATE LEVEL DEGREES & CERTIFICATES AWARDED

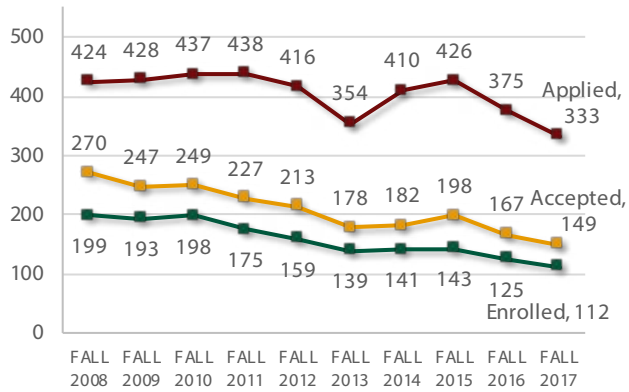


UP 14%
from AY17

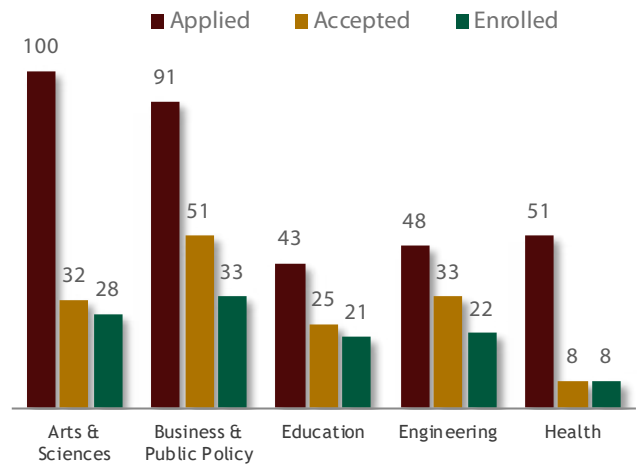
DOWN 10%
from AY14

Totals include graduate certificates, masters level and doctoral degrees. They do not include post-baccalaureate certificates.

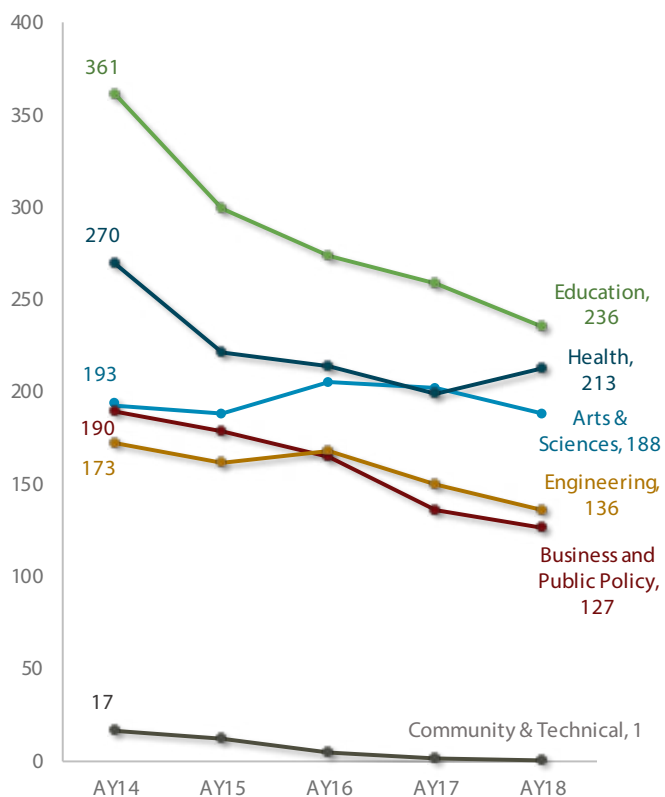
UAA GRADUATE APPLICATION TREND¹



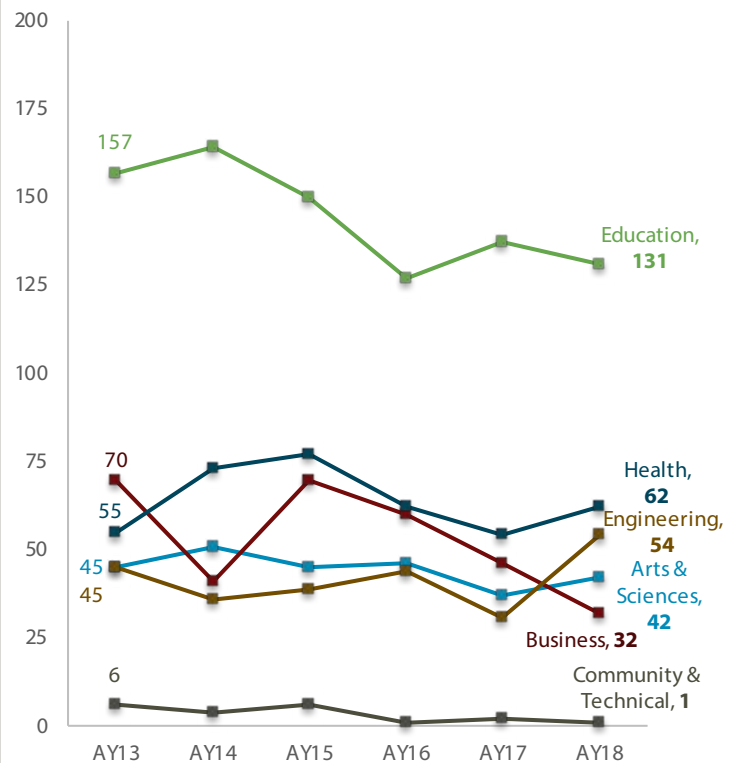
GRADUATE APPLICATION BY COLLEGE, FALL 2017



GRADUATE LEVEL STUDENT ENROLLMENT TREND²



GRADUATE LEVEL AWARDS TREND



NOTES:

¹ Only applicants for master's degree programs are included; an applicant may be counted more than once due to multiple application submissions.

² Graduate level students are defined as students admitted to a graduate program who are enrolled in 600 level courses.