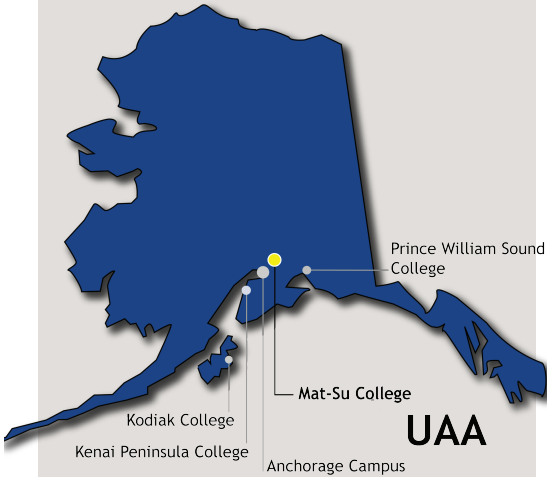


MAT-SU COLLEGE

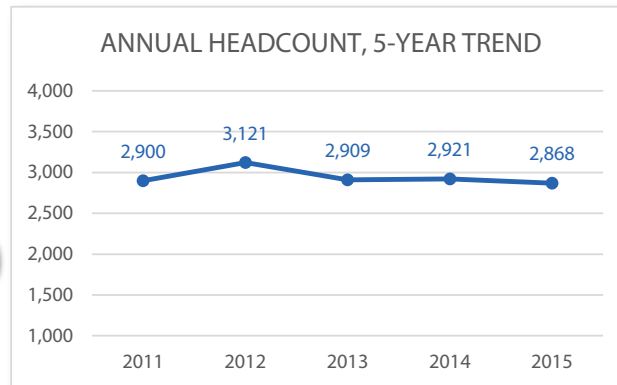
Mat-Su College is located on a 950 acre campus in the Matanuska-Susitna Valley between the communities of Palmer and Wasilla.



Mat-Su College (MSC) offers associate of arts and associate of applied science degree programs, undergraduate certificates, and occupational endorsement certificates. Programs unique to Mat-Su College include refrigeration and heating technology and veterinary assisting. The 508-seat Glenn Massey Theater, opened in 2015, provides a venue for both campus and community events. The annual Machetzanz Arts Festival has been hosted by Mat-Su College since 2011.

This report provides an overview of key indicators for Mat-Su College.

How Many Students Enroll at Mat-Su College?



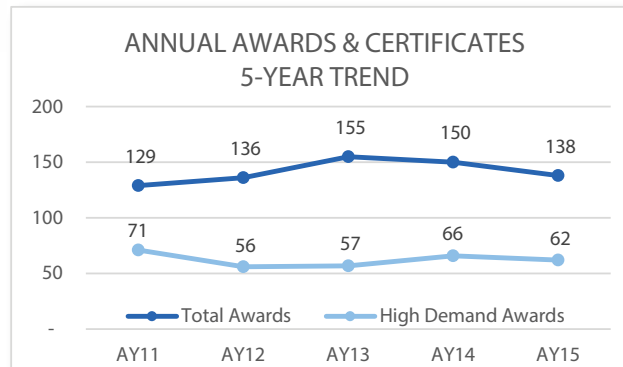
↓ 2%

- Annual headcount at Mat-Su College declined by 53 students from AY14, remaining relatively stable over the 5 years.
- The number of high school graduates in the Mat-Su Borough School District also has remained stable over the 5 years, growing 1.5% in 2015 (+17).

Mat-Su College

Credit Students	Fall 11	Fall 14	Fall 15
Headcount	2,134	1,844	1,899
Certificate/Degree-Seeking	36%	33%	30%
Traditional Age (18-24)	45%	51%	53%
Female	63%	63%	63%
Full-Time	24%	24%	21%
Ethnic Minority	20%	23%	26%
Alaska Native	6%	8%	10%
First-Time Freshmen	10%	9%	8%

How Many Degrees and Certificates Are Awarded Each Year?



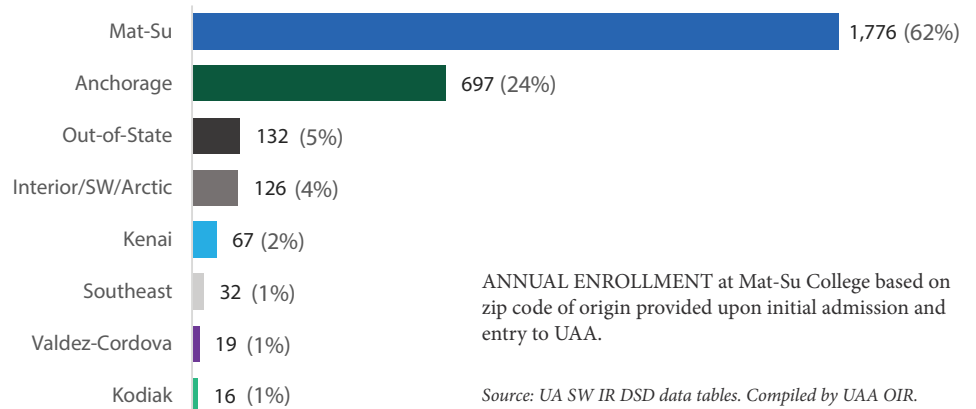
↓ 9%

- The total number of awards and certificates granted at Mat-Su College dropped by 12 from AY14.
- Awards in high demand areas contributed 44% of all awards in AY15. These awards have averaged 62 per year since AY11.

SOURCES:

- UAA Fact Book, 2014-15.
- DSD data tables for headcount, awards, and student credit hours, including general education requirement courses and eLearning.
- UA IR SharePoint Site

Where's Home for Students Enrolling at Mat-Su College?



ANNUAL ENROLLMENT at Mat-Su College based on zip code of origin provided upon initial admission and entry to UAA.

Source: UA SW IR DSD data tables. Compiled by UAA OIR.

TOP CREDIT HOUR PRODUCING DISCIPLINES IN AY15

These 11 disciplines produce 64% of all student credit hours.

- Mathematics (3,535)
- English (2,124)
- Biology (2,027)
- History (1,581)
- Business Administration (1,311)
- Art (1,278)
- Psychology (1,137)
- Computer Office Systems (1,089)
- Anthropology (999)
- Chemistry (838)
- Communication (834)

DEGREES AWARDED IN AY15

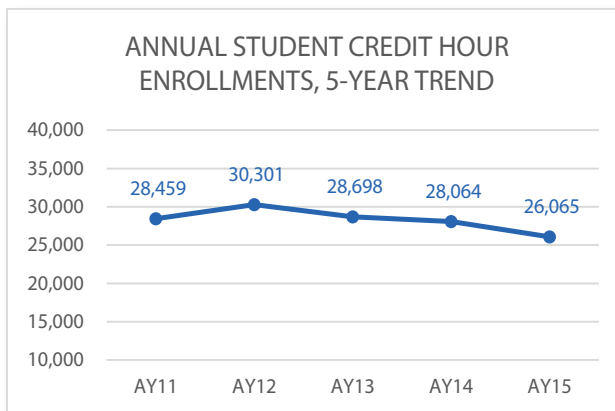
Sixteen programs produced 138 awards in AY15. Four programs produced 64% of these awards.

- General Program, AA, 50
- Accounting, AAS, 13
- Veterinary Assisting, OEC, 13
- Paramedical Technology, AAS, 12

EMPLOYEES: FALL 2015

- 31 Faculty
- 80 Adjunct Faculty
- 43 Staff (regular)
- 36 Staff (temporary)

How Many Student Credit Hours Are Produced each Year?



↓ **7%**

- Annual student credit hours (SCH) saw its steepest decline in AY15, dropping by just under 2,000 credit hours from AY14.

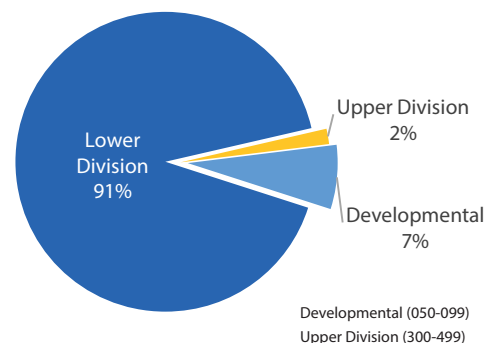
Where Are the Most Credit Hours Produced?

Lower Division (100-299) courses produced 91% of all student credit hours (SCH), a contribution that has grown from 87% in AY11.

General Education Requirement courses produced 56% of total credit hours at Mat-Su College in AY15, and 61% of all lower division SCH.

eLearning courses delivered 19% of all credit hours in AY15, up from 14% in AY14, and 7% in AY11.

AY15 CREDIT HOURS BY COURSE LEVEL



How Does Mat-Su College Compare to Its UA System Peers?

UA CAMPUS COMPARISONS	FY15 TOTAL SCH	FY15 % SCH eLearning	FY15 OECs Granted	FY15 1-2 Year Certificates Granted	FY15 Associates Granted	FY15 Bachelor's Granted	FY15 Total Expenditures*	FY15 University-Generated Revenue*	FY15 % Generated Revenue	Cost per Credit Hour
Kenai	33,800	54.8%	0	12	157	0	\$15,730	\$8,861	56%	\$465
Mat-Su	26,065	18.9%	28	4	106	0	\$10,753	\$5,721	53%	\$413
UAF CTC	35,257	20.1%	75	186	266	14	\$13,678	\$7,228	53%	\$388

NOTES: 2015 is the most recent semester/year for which data is available for all campuses. *Expenditures and Revenue shown in thousands.

SOURCES: Expenditures are from the Yellowbook. All other data are from UA in Review tables and SW IR DSD data.