

UAA STUDENT PROFILE

Anchorage Campus Fall 2008

The Anchorage Campus consists of the urban Anchorage campus, the Chugiak/Eagle River Campus, and two Military Education Centers (Fort Richardson Army Post and Elmendorf Air Force Base). The Anchorage Campus is also home to seven schools and colleges:

- College of Arts and Sciences
- College of Business and Public Policy
- College of Education
- College of Health and Social Welfare
- Community and Technical College
- School of Engineering
- University Honors College



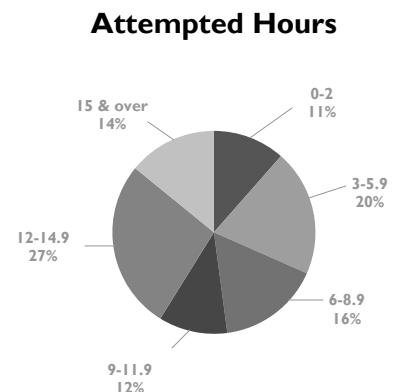
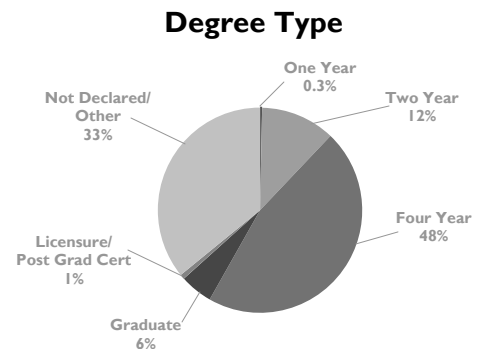
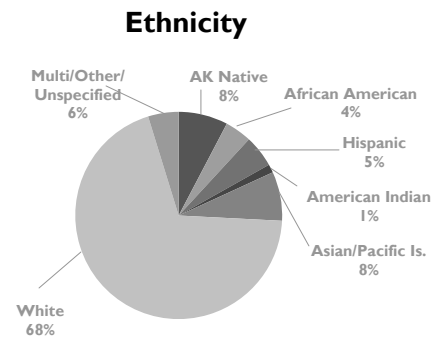
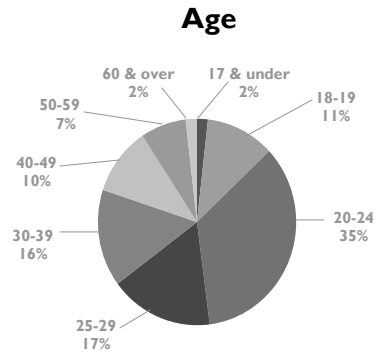
Credit Student Profile, Fall 2008

Headcount: 15,359

| | | |
|----------------|--------|-----|
| White | 10,450 | 68% |
| Degree-Seeking | 10,248 | 67% |
| Under Age 30 | 10,002 | 65% |
| Female | 9,335 | 61% |
| Part-time | 9,042 | 59% |

Distinguishing Characteristics

- Anchorage is the largest campus in the UAA community, serving more than three quarters of the students who enrolled at UAA in Fall 2008. It is also the only campus that confers baccalaureate and master degrees.
- More than two thirds of Anchorage students are seeking certificates or degrees, the highest proportion of any UAA campus. Nearly half (48%) are seeking baccalaureate degrees.
- Nearly two thirds of Anchorage students are under age 30; nearly half are traditional age (18-24). The mean age is 29.5.
- Nearly 27% of Anchorage students are members of ethnic minority groups, including 1,250 Asian/Pacific Islanders (8%) and 1,226 Alaska Native students (8%).
- At 41%, Anchorage has the highest proportion of full-time students of any UAA campus.

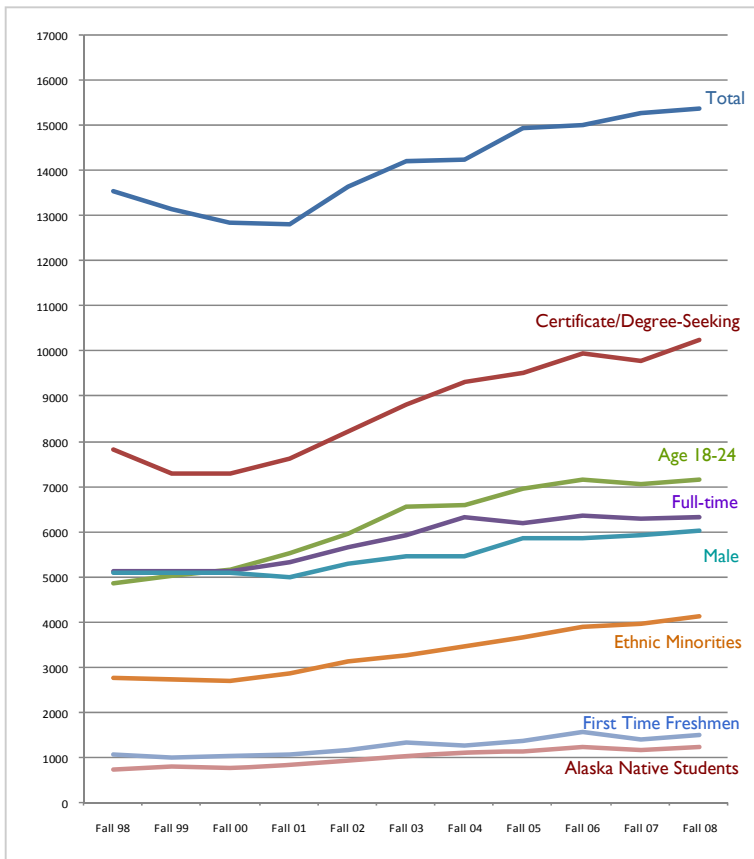


Trends, By Student Characteristic

- Anchorage’s Fall semester **headcount** has grown 13% over the last ten years and 20% from the low point in Fall 2001.
- **Male** students increased 18% over the ten-year period, while females increased 12%.
- **Traditional age** college students (18-24) have increased 47% since Fall 1998, with particularly large increases in the 20-24 age group (60%). The 17 and under age group increased 40%, the 50-59 age group increased 27%, and the 60 and over age group increased 80%. Over the same time, the 30-39 age group declined by 18% and the 40-49 age group declined by 36%.
- **Ethnic minority** students have increased 48% since Fall 1998, with particularly large increases in Asian/Pacific Islanders (which have more than doubled and are now the largest minority group), Alaska Natives (66% increase), and Hispanics (51% increase). However, African American students have decreased by 8% over the same period.

| | Fall 98 | Fall 08 | Change |
|-------------------------|---------------|---------------|------------|
| Headcount | 13,559 | 15,359 | 13% |
| Male | 5,074 (37%) | 6,004 (39%) | 18% |
| Traditional age (18-24) | 4,852 (36%) | 7,138 (46%) | 47% |
| Ethnic Minority | 2,767 (20%) | 4,108 (27%) | 48% |
| Cert/Degree-Seeking | 7,795 (57%) | 10,248 (67%) | 31% |
| Full-Time | 5,147 (38%) | 6,317 (41%) | 23% |
| First-time Freshmen | 1,073 (8%) | 1,495 (10%) | 39% |

**Trends for Selected Characteristics
Fall 1998 to Fall 2008**



Source: UAA Office of Institutional Research. 1998-2002 data comes from Fall 2002 Closing Report (UAA Student Headcount Trend by Campus and Student Characteristic) and UAA Students by Age Group, Fall 98-Fall 01. 2003-2008 data comes from Fall Semester Closing Reports (Closing Headcount by Student Characteristic by Campus)

- **White** students have increased 2% over the ten-year period.
- **Certificate and degree-seeking** students have increased 31% since Fall 1998, with particularly large increases in first-time freshmen (39%), baccalaureate programs (53%), and graduate programs (39%), plus the addition of a new category for licensure and post-graduate certificates. However, two-year programs have decreased by 21% over the same period.
- **Full-time** students have increased 23% while part-time students have increased 7%.

Non Credit Students

In addition to the credit students included in this profile, Anchorage had 148 students taking only non-credit or continuing education coursework during Fall 2008.

Produced by:
Office of
Institutional Effectiveness,
Engagement, and Academic Support

www.uaa.alaska.edu/institutionaleffectiveness

March 5, 2009