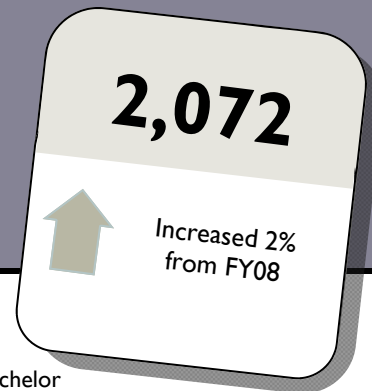


CERTIFICATES AND DEGREES AWARDED

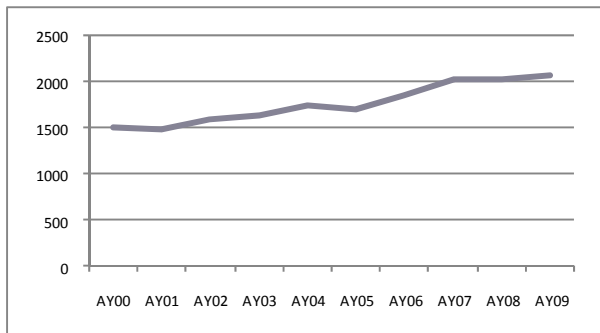


MEASURE: The total number of certificates and degrees awarded during a fiscal/metric year (summer, fall, and spring semesters). Includes seven types of awards: occupational endorsement certificates, undergraduate certificates, associate degrees, bachelor degrees, post-baccalaureate certificates, master degrees, and graduate/post-graduate certificates.

PERFORMANCE SUMMARY

UAA awarded 2,072 certificates and degrees in FY09, an increase of 50 awards (2%) over FY08, 370 awards (28%) over FY05, and 573 (38%) over FY00. The FY09 total set a new performance record for the university as a whole.

Trend, Total Awards

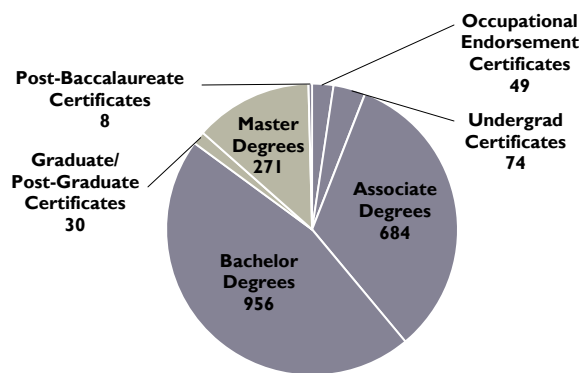


ANALYSIS

By Award Type

Nearly half of all awards in FY09 were bachelor degrees, and another third were associate degrees. Other undergraduate awards included occupational endorsement certificates (2%), undergraduate certificates (4%), and post-baccalaureate certificates (0.4%). All together, these undergraduate awards constituted 85.5% of the total. Master's degrees and graduate and post-graduate certificates accounted for 14.5% of all awards.

By Award Type



	1999-2000	2000-01	2001-02	2002-03	2003-04	2004-05	2005-06	2006-07	2007-08	2008-09
Total Certificates and Degrees Awarded	1,499	1,479	1,582	1,632	1,741	1,702	1,842	2,022	2,022	2,072
By Award Type	1999-2000	2000-01	2001-02	2002-03	2003-04	2004-05	2005-06	2006-07	2007-08	2008-09
Certificate	71	61	73	88	91	107	108	99	85	74
Associate	501	532	582	570	624	538	633	676	680	684
Bachelor	724	705	766	770	785	778	841	847	871	956
Master	203	178	159	204	241	279	241	356	289	271
Occupational Endorsement									47	49
Post-Baccalaureate Certificate							5	9	8	8
Grad/Post-Graduate Certificate							14	35	42	30

All degree types have increased substantially over the last ten years. The annual total of associate degrees has increased by 36.5% since AY00, while bachelor degrees have increased 32% and master degrees 33.5%. Undergraduate certificates increased 51% between AY00 and AY05, but have dropped off nearly the same amount during the last four years.

New award types began to make an impact with the first post-baccalaureate, graduate, and post-graduate certificates awarded in AY06. Occupational endorsement certificates were added beginning in FY07, yielding their first awards in AY08. These new award types have increased the options available to students while also increasing total awards made by the university.

The new award types are not spread evenly throughout the university but rather concentrated as follows:

- Post-baccalaureate certificates: College of Education
- Graduate certificates: College of Business and Public Policy, Community and Technical College, College of Education, College of Health and Social Welfare, School of Engineering
- Post-graduate certificates: College of Education, College of Health and Social Welfare
- Occupational Endorsement Certificates: Community and Technical College, College of Health and Social Welfare, Matanuska-Susitna College. (Several other units have students enrolled in OEC programs as well, but have thus far produced no awards.)

Top Performers

The most frequently awarded degree in AY09 was the Associate of Arts, which is awarded by all five UAA campuses. Other top-producing programs included Nursing, Management, and Psychology.

Top 5 Associate Degrees

- AA General Program (210 awards)
- AAS Nursing (78)
- AAS Human Services (42)
- AAS Process Technology (38)
- AAS Air Traffic Control (35)

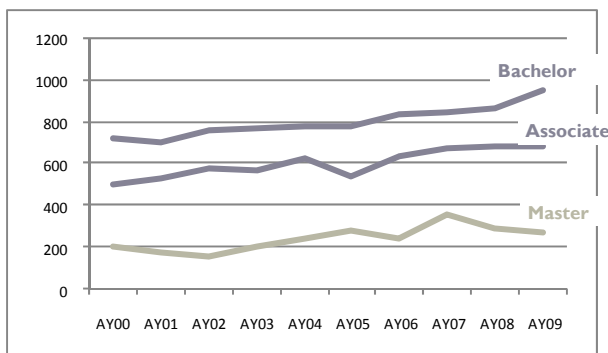
Top 5 Baccalaureate Degrees

- BS Nursing Science (109)
- BBA Management (69)
- BA Psychology (61)
- BA History (49)
- BBA Accounting and BA Elementary Education (46 each)

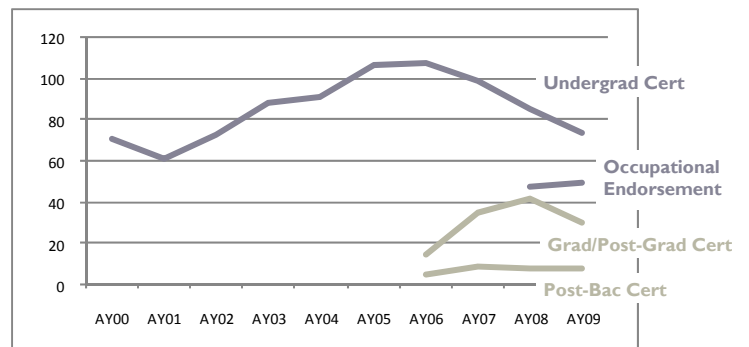
Top 5 Master Degrees

- MBA Business Administration (40)
- MAT Education (40)
- MSW Social Work (23)
- MED Educational Leadership (21)
- MS Project Management (20)

Trend, Degrees



Trend, Certificates



By Unit

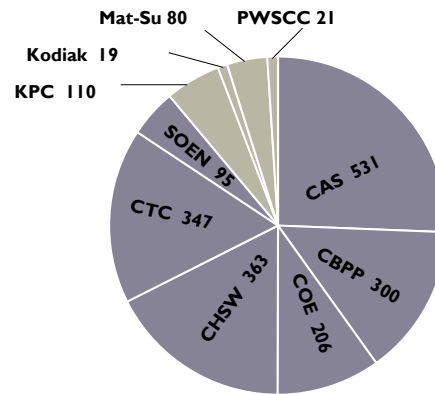
The College of Arts and Sciences produces the most awards of any UAA unit, consistently accounting for 25-35% of total UAA awards. The College of Health and Social Welfare is the second largest producer, and has been for the last ten years. The Community and Technical College is third, surpassing both the College of Business and Public Policy and the College of Education for the last four years.

Seven of ten units have increased their annual award totals since AY00, several of them quite remarkably:

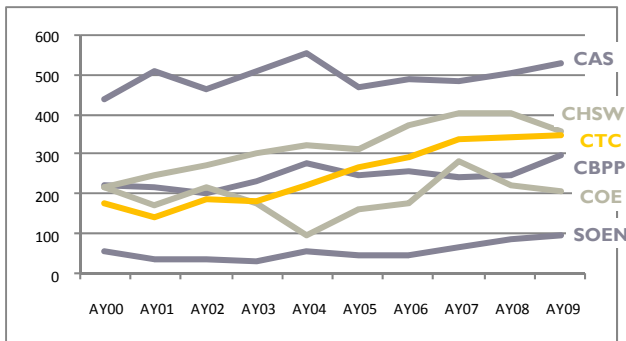
- Community and Technical College — up 170 awards, nearly doubling (96%)
- College of Health and Social Welfare — up 144 awards (66%)
- College of Arts and Sciences — up 91 awards (21%)
- Kenai Peninsula College — up 69 awards, more than doubling (168%)
- College of Business and Public Policy — up 75 awards (33%)

- School of Engineering — up 36 awards (70%)
- Matanuska-Susitna College — up 6 awards (8%)

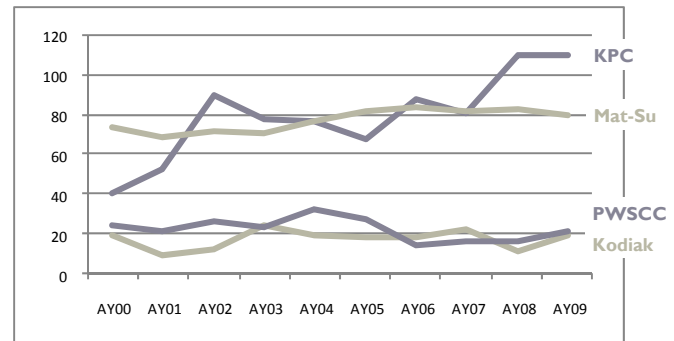
Contributors, FY09



Trend, Anchorage Schools/Colleges



Trend, Community Campuses



By Campus	1999-2000	2000-01	2001-02	2002-03	2003-04	2004-05	2005-06	2006-07	2007-08	2008-09
Anchorage	1,341	1,327	1,381	1,436	1,534	1,506	1,638	1,821	1,802	1,842
Kenai	41	53	90	78	77	68	88	81	110	110
Kodiak	19	9	12	24	19	18	18	22	11	19
Mat Su	74	69	72	71	77	82	84	82	83	80
PWSCC	24	21	26	23	32	27	14	16	16	21
By College (Anchorage)	1999-2000	2000-01	2001-02	2002-03	2003-04	2004-05	2005-06	2006-07	2007-08	2008-09
CAS	440	510	464	508	555	472	491	485	503	531
CBPP	225	219	203	235	279	251	258	243	249	300
COE	214	174	218	177	97	161	175	281	219	206
CHSW	229	247	275	304	327	313	374	405	406	363
CTC	177	140	183	180	221	264	293	339	341	347
SOEN	56	37	38	32	55	45	47	68	84	95

Three units have had more mixed results, producing more awards in some years and fewer awards in others:

- College of Education — down 8 awards from AY00 (-4%). The COE trend includes a decline between AY00 and AY04 (-55%) due to program restructuring, followed by three years of increases that brought the AY07 total to a high of 281. The total has declined by -27% in the two most recent years, bringing it back to slightly below where it began the decade.
- Kodiak College — produced the same number (19) in AY00 and AY09, with the years in between fluctuating from a high of 24 in AY03 and a low of 9 in AY01.
- Prince William Sound Community College — down 3 awards from AY00 (-12%), with a high of 32 achieved in AY04 and a low of 14 in AY06.

Produced by



Institutional Effectiveness,
Engagement and Academic Support
UNIVERSITY of ALASKA ANCHORAGE

Data extracted from Banner Closing Freezes by
UAA's Office of Institutional Research

December 2009 (Revision 1)