

# Certificates & Degrees Awarded

## DEFINITION

Performance is measured by the total number of certificates and degrees awarded during an academic year (summer, fall, and spring semesters). The total includes seven types of awards:

- occupational endorsement certificates
- undergraduate certificates
- associate degrees
- baccalaureate degrees
- post-baccalaureate certificates
- graduate certificates
- master's degrees
- doctoral degrees

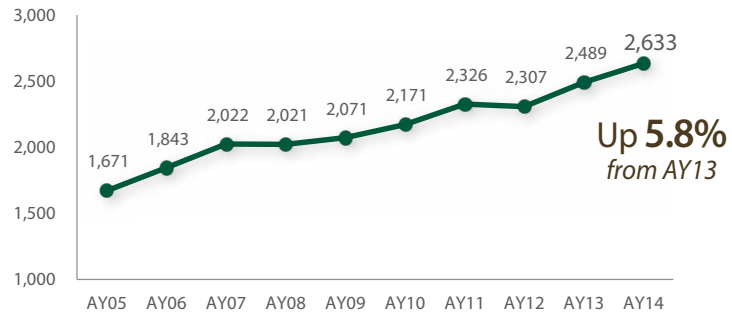
Academic Year 2014 (AY14): Includes awards conferred in Summer and Fall 2013, and Spring 2014.

**SOURCE:** UAA Office of Institutional Research compiled from UA Statewide DSD data systems.

## OVERVIEW

Students earned a record 2,633 degrees, certificates and occupational endorsements in AY14, up 5.8 percent from AY13. Baccalaureate degrees produced the largest increase (67 awards), followed by associate degrees (51 awards).

### UAA TOTAL AWARDS TREND



### AY14 AWARD DISTRIBUTION AND CHANGES

	1-Year	5-Year
<b>905</b> Associate Awards	6.0%	25.9%
<b>1,131</b> Baccalaureate Awards	6.3%	22.9%
<b>268</b> Master's Awards	-14.1%	-9.5%
<b>3</b> Doctoral Awards	50.0%	1st awarded in AY12
<b>162</b> Occupational Endorsements	19.1%	39.7%
<b>66</b> Undergraduate Certificates	15.8%	10.0%
<b>12</b> Post-Baccalaureate Certificates	200.0%	140.0%
<b>86</b> Graduate Certificates	43.3%	56.4%

	AY05	AY06	AY07	AY08	AY09	AY10	AY11	AY12	AY13	AY14
<b>Total Certificates &amp; Degrees Awarded</b>	<b>1,671</b>	<b>1,843</b>	<b>2,022</b>	<b>2,021</b>	<b>2,071</b>	<b>2,171</b>	<b>2,326</b>	<b>2,307</b>	<b>2,489</b>	<b>2,633</b>
<b>BY AWARD TYPE</b>										
Associate	523	634	676	679	684	719	756	774	854	905
Baccalaureate	778	841	847	871	956	920	1,001	971	1,064	1,131
Master's	263	238	356	289	270	296	305	276	312	268
Doctoral								2	2	3
Occupational Endorsement				47	49	116	123	153	136	162
Undergraduate Certificate	107	108	99	85	74	60	78	67	57	66
Post-Bac. & Graduate Certificates		22	44	50	38	60	63	66	64	98
<b>BY CAMPUS</b>										
Anchorage	1,489	1,638	1,821	1,802	1,841	1,923	2,031	1,982	2,160	2,277
Kenai	68	88	81	110	110	126	119	130	146	163
Kodiak	18	18	22	11	19	21	24	30	15	24
Mat-Su	82	85	82	82	80	84	129	136	155	150
Prince William Sound	30	14	16	16	21	17	23	31	13	19
<b>BY COLLEGE/ SCHOOL</b>										
Arts & Sciences	441	480	477	495	523	510	578	564	611	686
Business & Public Policy	251	258	243	249	299	329	336	247	317	304
Education	161	175	281	219	206	209	218	223	209	235
Engineering	59	58	76	92	103	128	117	116	149	133
Health	414	459	500	519	496	493	464	465	572	541
Community & Technical College	163	208	244	228	214	254	318	367	302	378

# Certificates & Degrees Awarded AY 2014

## TOP PERFORMERS BY TYPE

The Associate of Arts General Program offered at all five UAA campuses was the most frequently awarded degree in AY14.

### Top Occupational Endorsement Certificates

- Welding (23 awards)
- Nondestructive Testing Technology (20 awards)
- Logistics & Supply Chain Operations (16 awards)
- Phlebotomist (12 awards)
- Cisco Certificate, Network Associate (12 awards)

### Top Associate Degrees

- AA General Program (297 awards)
- AAS Nursing (124 awards)
- AAS Accounting (104 awards)
- AAS Process Technology (67 awards)
- AAS Human Services (45 awards)
- AAS Air Traffic Control (39 awards)

### Top Baccalaureate Degrees

- BS Nursing Science (118 awards)
- BBA Accounting (79 awards)
- BA Psychology (75 awards)
- BBA Management (66 awards)
- BS Engineering (54 awards)
- BA English (49 awards)
- BA History (40 awards)

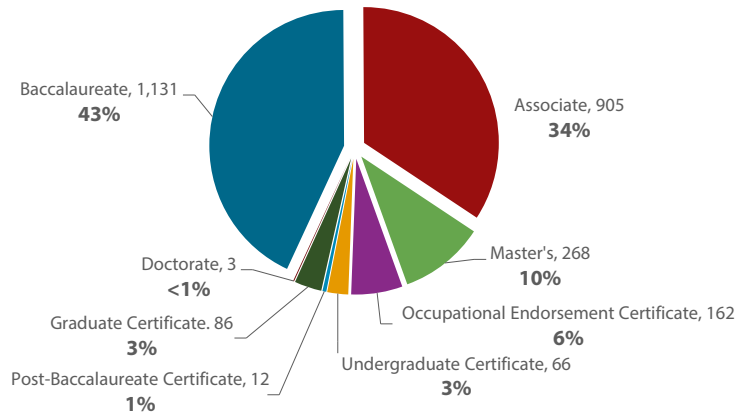
### Top Master's Degrees

- MED Educational Leadership (39 awards)
- MBA General Management (35 awards)
- MAT Education (33 awards)
- MSW Social Work (21 awards)
- MPH Public Health Practice (20 awards)
- MS Project Management (15 awards)

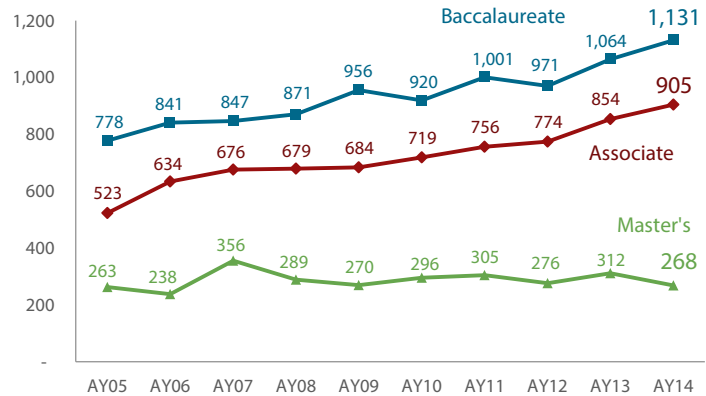
### Top Graduate Certificates

- Principal (18 awards)
- Special Education (18 awards)
- Language Education (13 awards)

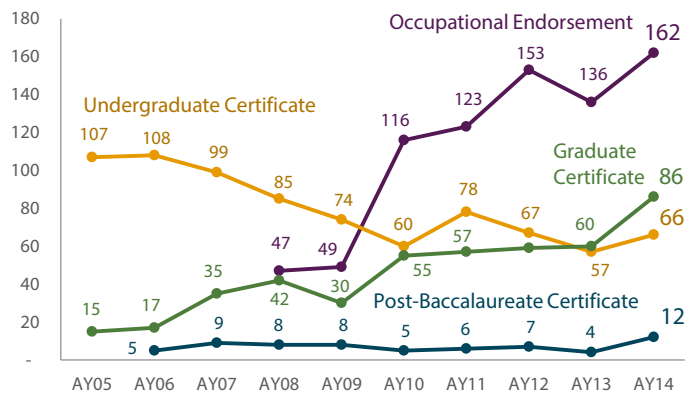
## AWARDS BY TYPE



## UAA DEGREE TRENDS

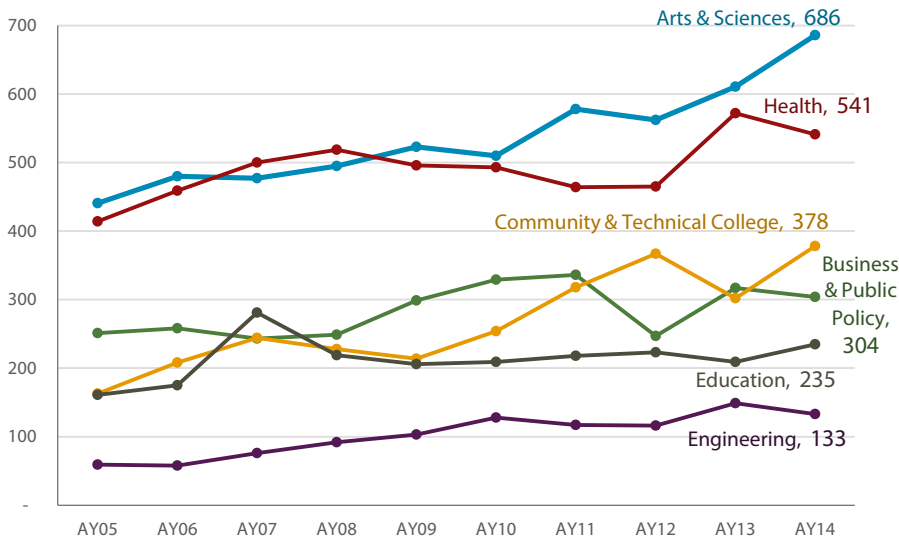


## UAA CERTIFICATE TRENDS



# AY 2014 Certificates & Degrees Awarded

## AWARD TRENDS BY ANCHORAGE COLLEGES



## TOP PERFORMERS BY UNIT

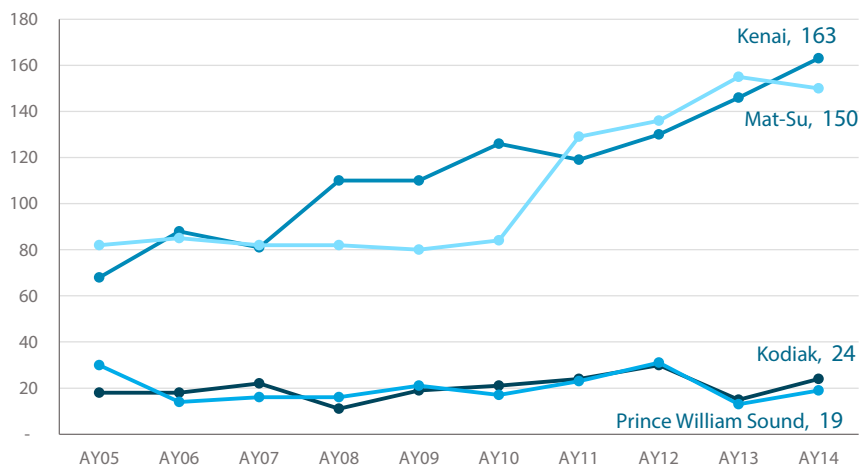
The **College of Arts and Sciences** produced 26% of all awards in AY14—the largest contributor with 686 awards. This total was 75 more than AY13 and 17% more than in AY10. The General Program AA contributed 175 to the total, the next largest contributor was the BA in Psychology with 75 awards, followed by BA in English (49) and BA in History (40).

The second largest contributor was the **College of Health** with 541 awards, nearly half of which were in Nursing (257 awards), including 124 in the AAS, 118 in the BS and 15 in the MS in Nursing Science. Awards in the College of Health declined 5.4% from AY13, but was up 15.3% from AY10.

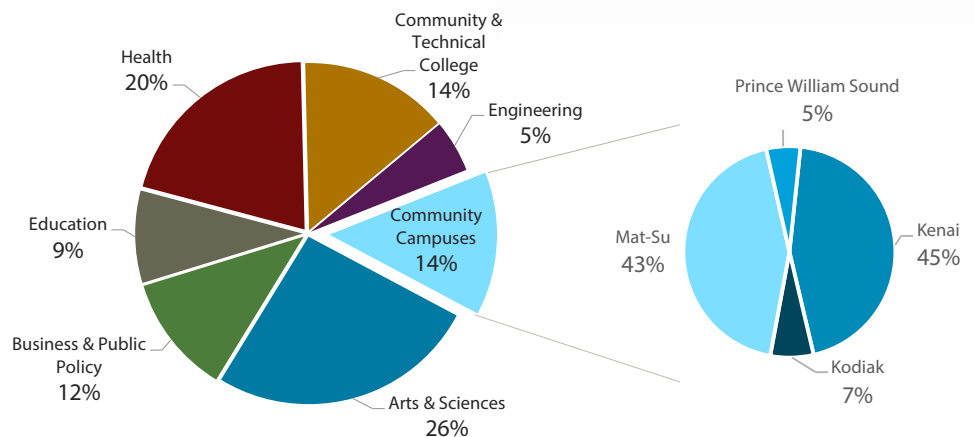
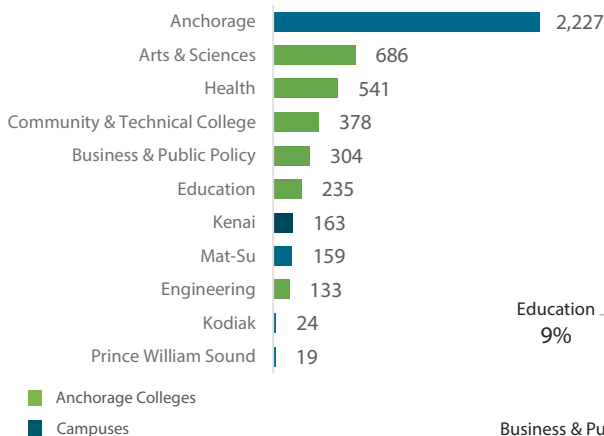
The **Community & Technical College** had the largest increase in the number of awards in AY14. The 378 awards conferred were 76 more than AY13, a 25.2% one year increase. The College was also up 41.1% over AY10. The top producing program in AY14 was the AAS in Air Traffic Control with 39 awards, followed by the BS in Aviation Technology with 25 awards.

**Community campuses** produced a combined 356 awards, a third of which were for the General Program AA (122). The next top producer was the AAS in Process Technology at Kenai Peninsula College with 67 awards.

## AWARD TRENDS BY COMMUNITY CAMPUSES

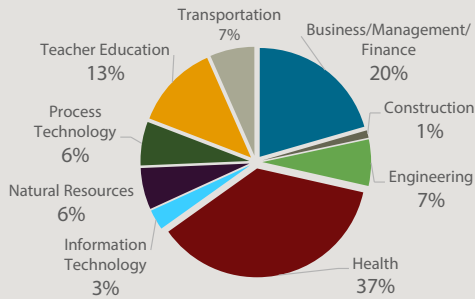


## AWARDS BY COLLEGE & CAMPUS

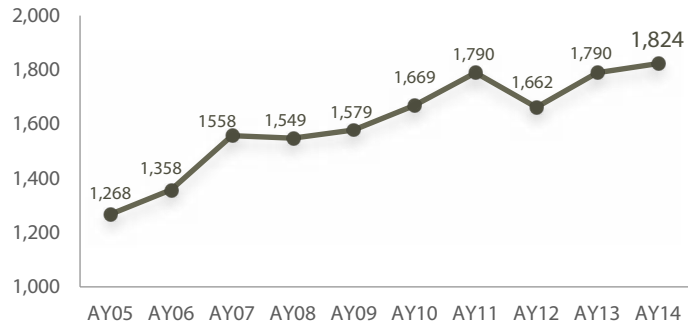


# Certificates & Degrees Awarded

## AWARDS BY HIGH DEMAND AREA



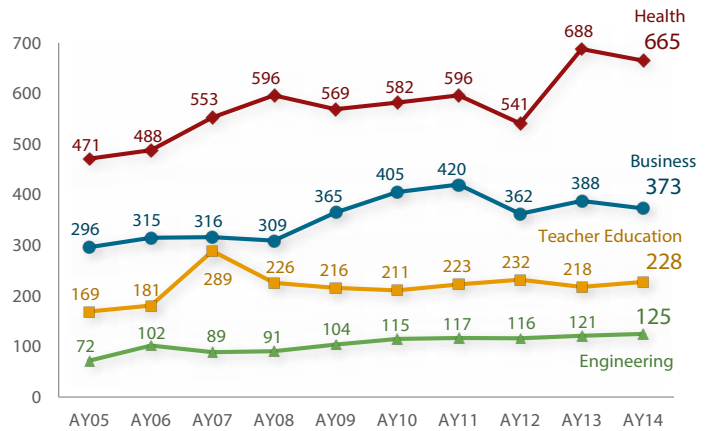
## HIGH DEMAND JOB AREA AWARDS TREND



## TOP 10 HIGH DEMAND JOB AREA AWARD PRODUCERS

- AAS Nursing (124 awards)
- BS Nursing (118 awards)
- BBA Accounting (79 awards)
- BA Psychology (75 awards)
- AAS Process Technology (67 awards)
- BBA Management (66 awards)
- BS Engineering (54 awards)
- MED Educational Leadership (39 awards)
- AAS Air Traffic Control (39 awards)
- BS Natural Sciences (37 awards)

## TRENDS BY MAJOR HIGH DEMAND JOB AREA



	AY05	AY06	AY07	AY08	AY09	AY10	AY11	AY12	AY13	AY14
<b>High Demand Job Area Certificates &amp; Degrees Awarded</b>	<b>1,268</b>	<b>1,358</b>	<b>1,558</b>	<b>1,549</b>	<b>1,579</b>	<b>1,669</b>	<b>1,790</b>	<b>1,662</b>	<b>1,790</b>	<b>1,824</b>
<b>BY HIGH DEMAND JOB AREA</b>										
Business/Management/Finance	296	315	316	309	365	405	420	362	388	373
Construction		3	2	6	8	13	19	23	21	20
Engineering	72	102	89	91	104	115	117	116	121	125
Health	471	488	553	596	569	582	596	541	688	665
Information Technology	72	68	65	72	45	71	94	90	81	55
Natural Resources	56	63	53	62	75	80	95	71	90	112
Process Technology	57	46	45	58	71	85	85	80	92	118
Teacher Education	169	181	289	226	216	211	223	232	218	228
Transportation	75	92	146	129	125	103	139	137	85	120
Other/Regional					1	4	2	10	6	8
<b>BY CAMPUS</b>										
Anchorage	1,158	1,254	1,452	1,417	1,446	1,519	1,602	1,500	1,613	1,612
Kenai	51	54	55	80	81	92	99	85	105	122
Kodiak	9	11	10	3	7	8	13	17	6	11
Mat-Su	34	38	47	43	36	43	71	56	57	66
Prince William Sound	18	4	2	4	9	7	5	4	9	13
<b>BY COLLEGE</b>										
Arts & Sciences	164	157	173	187	188	174	230	192	215	243
Business & Public Policy	251	258	243	249	299	329	336	247	317	304
Education	160	175	280	219	206	209	217	220	206	217
Engineering	59	58	76	92	103	127	110	112	145	128
Health	370	412	449	463	445	456	417	410	503	470
Community & Technical College	152	191	223	209	205	224	292	319	227	250