



UAA
STUDENT
PROFILE

INTERNATIONAL STUDENTS

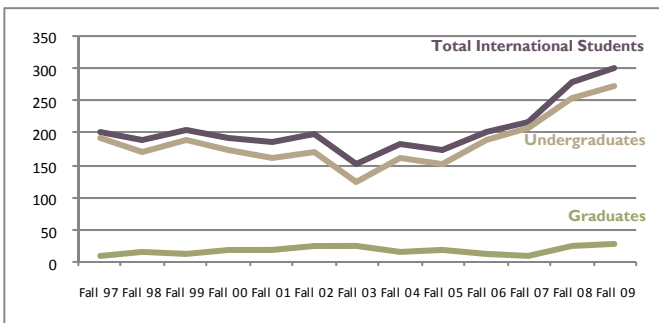
FALL 2009 PROFILE

302

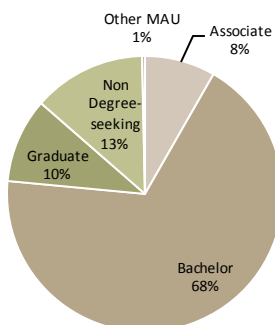
DEFINITION: This profile defines international students as non U.S. citizens enrolled in a fall semester who require F1 or J1 visas to attend UAA. Individuals seeking **F1 student visas** must be admitted to degree programs and must meet certain other requirements before the U.S. Customs and Immigration Services documents are issued. Once here, they must attend full-time. Students holding **J1 exchange visitor visas** are typically not admitted to degree programs. Most of the international students included in this profile are holding visas obtained through UAA, but a few may be holding visas obtained through another university or organization.

Another Record-Breaking Fall

UAA welcomed 302 international students in Fall 2009, an 8% increase from Fall 2008 and the highest fall semester enrollment on record (1997 to present). This number represents 1.5% of the 20,368 credit students enrolled at UAA (all campuses) in Fall 2009.



Degree Level



General Characteristics

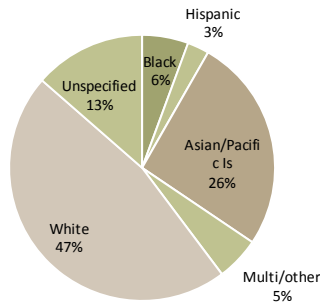
- 95%** The vast majority of international students are enrolled on the **Anchorage campus**.
- 87%** Nearly nine out of ten are **under the age of 30**.
- 68%** More than two thirds have been admitted to **baccalaureate** programs.
- 65%** Nearly two thirds come from just four countries: **Russia, South Korea, Canada, and Japan**.
- 51%** **Females** outnumber males by eight individuals, with two individuals unspecified.
- 48%** Almost half paid **non-resident** tuition.
- 47%** The largest ethnic group is composed of **Whites/non-Hispanics**.
- 45%** Nearly half are **business majors**, most of them in baccalaureate programs.
- 26%** The largest minority group is **Asian/Pacific Islanders**.
- 17%** Seventeen percent (52 individuals) are **athletes**, with the largest percentages of those being Canadian (38%) and/or hockey players (38%).



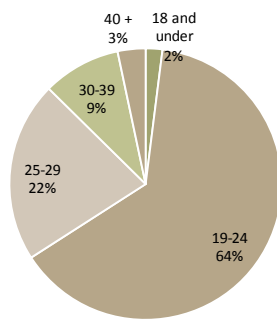
Institutional Effectiveness,
Engagement and Academic Support
UNIVERSITY of ALASKA ANCHORAGE

Student Characteristics

Ethnicity



Age



Tuition Types

Resident Tuition Types

Sister City Agreements	144
Canadian Territories Agreements	12
Other Resident	2
Resident	158

Non-Resident Tuition Types

International	124
Pending	9
Other Non-Resident	11
Non resident	144



Top Countries of Origin

Total Countries Represented	43
Russia	96
South Korea	44
Canada	32
Japan	21
Kenya	10
People's Republic of China	9
Australia	8
Mongolia	8
Taiwan	8
Germany	7
Norway	5
Mexico	4
Slovak Republic	4

Top Degree Programs

BBA Management	25
BBA Accounting	21
BBA Marketing (major/pre-major)	18
BBA Management Information Systems	15
BBA Global Logistics Management	14
BS Nursing Science (major/pre-major)	14
BBA Finance	13
MBA Business Administration/Mgmt	11
BS Physical Education	9
MS Project Management	6
BA/BS Psychology	6
AA General Program	5
AAS Aviation Maintenance Tech	5
MPA Public Administration	5
BS Civil Engineering (major/pre-major)	5
BA Art	4
BS Aviation Technology	4
BA Economics	4
BS Engineering	4
BA International Studies	4

Enrolled	Fall 2000	Fall 2001	Fall 2002	Fall 2003	Fall 2004	Fall 2005	Fall 2006	Fall 2007	Fall 2008	Fall 2009
International Students	193	185	199	152	182	174	201	219	279	302
By Campus										
Anchorage Campus	185	176	191	146	175	168	190	209	264	287
Kenai Peninsula College	2	3	1	1	1	3	6	3	4	5
Kodiak College	2	1	1	1	1	1	2		5	3
Matanuska-Susitna College	1		1	1	1				2	1
Prince William Sound CC	3	5	5	3	4	2	3	7	4	6

Sources: Except where otherwise noted, all data for this profile came from the Office of Institutional Research, UAA International Student Profiles Fall 1997-2001 and UAA International Students (F1 and J1 Visa Status), Fall 2002-2007, Fall 2003-2008, and Fall 2004-2009. Prior to FY06, Military Programs included in Anchorage Campus totals.