

ANCHORAGE CAMPUS CREDIT STUDENT PROFILE, FALL 2009

DISTINGUISHING CHARACTERISTICS

Anchorage is the largest campus in the UAA community, serving three quarters of the students who enrolled at UAA in Fall 2009. It is also the only campus that confers baccalaureate and master degrees.

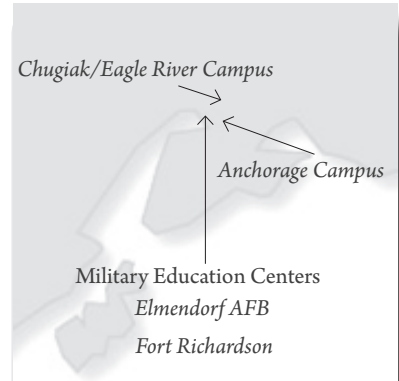
More than two thirds of Anchorage students are seeking certificates or degrees, the highest proportion of any UAA campus. Nearly half (49%) are seeking baccalaureate degrees.

More than two thirds of Anchorage students

are under age 30; nearly half are traditional age (18-24). The mean age is 29.

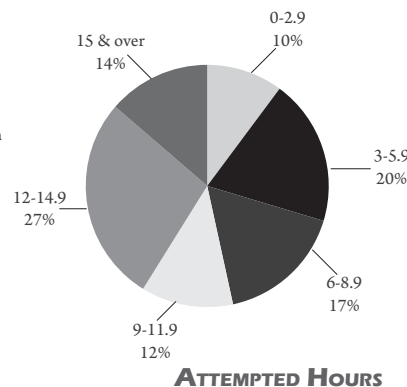
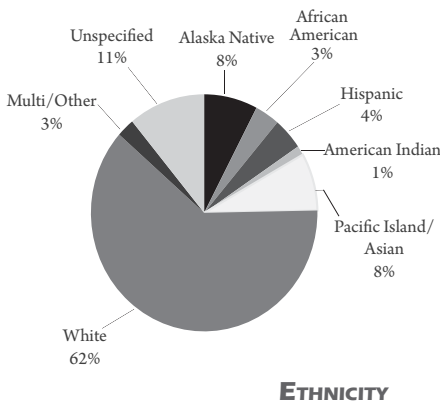
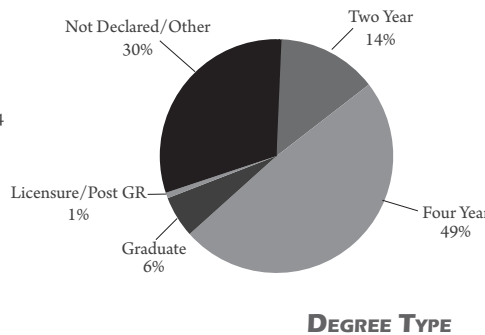
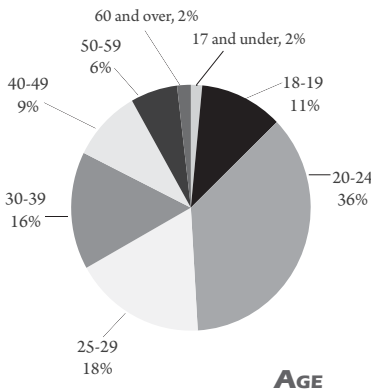
Nearly 25% of Anchorage students are members of ethnic minority groups, including 1,227 Asian/Pacific Islanders (8%) and 1,203 Alaska Native students (8%).

At 41%, Anchorage has the highest proportion of full-time students of any UAA campus.



The Anchorage Campus consists of the urban Anchorage Campus, the Chugiak/Eagle River Campus, and two Military Education Centers (Fort Richardson Army Post and Elmendorf Air Force Base). The Anchorage Campus is home to seven schools and colleges:

- College of Arts and Sciences
- College of Business and Public Policy
- College of Education
- College of Health and Social Welfare
- Community and Technical College
- School of Engineering
- University Honors College



HEADCOUNT	15,662	% OF TOTAL
DEGREE SEEKING	10,949	70%
UNDER AGE 30	10,470	67%
WHITE	9,674	62%
FEMALE	9,332	60%
PART-TIME	9,168	59%

ANCHORAGE CAMPUS TRENDS, BY STUDENT CHARACTERISTICS

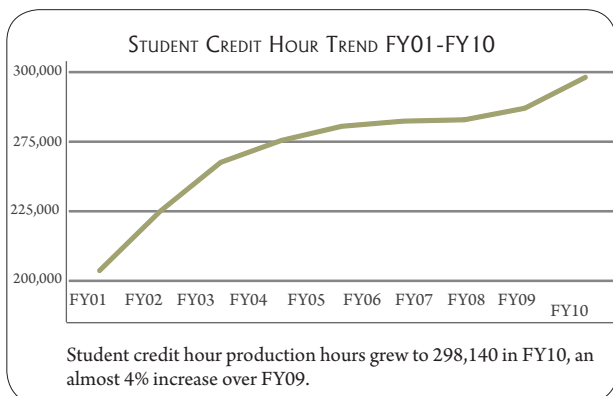
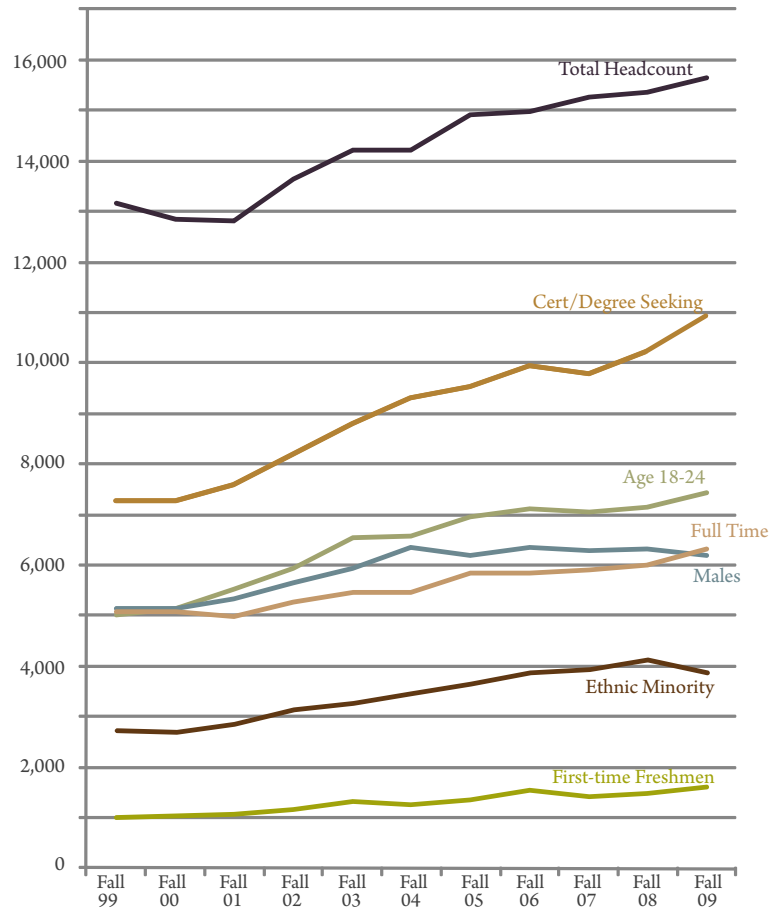
Anchorage's Fall semester headcount has grown by 19% over the last ten years. The most dramatic increase in a single group was the number of first-time freshmen enrolling. That number nearly doubled between 1999 and 2009, and grew 8% from 2008 to 2009. Overall, full-time enrollment increased 27% from Fall 1999, and part-time enrollment grew 14%.

Certificate and degree-seeking students increased 51% since Fall 1999. Baccalaureate programs and Graduate programs both saw significant growth, 39% and 37% respectively, while two-year programs increased slightly at 9%.

More traditional age college students (18-24) are attending the Anchorage campus. The number of students in this age group grew 49% since 1999. This group now makes up 48% of the student population compared to 38% in Fall 1999. The number of students increased in every age group except the 40-49 year-olds (down 46%) and 30-39 (down 8%).

In the past 10 years, the ratio of male to female students on the Anchorage campus narrowed by 1%. The number of male students increased by 24% compared to a 17% increase in female students since Fall 1999. Female students in Fall 2009 comprised just under 60% of the student population.

Ethnic minority enrollment increased 41% overall since Fall 1999. The largest increases were among Asian/Pacific Islanders (47%), Alaska Natives (34%), and Hispanics (30%). African American students decreased 10%, and White students decreased 2% over the ten-year period.



Credit Students	Then..... and Now		
	Fall 99	Fall 09	Change
HEADCOUNT	13,148	15,662	19%
CERT/DEGREE-SEEKING	7,270	10,949	51%
TRADITIONAL AGE (18-24)	5,014	7,447	49%
FULL-TIME	5,132	6,494	27%
MALE	5,090	6,304	24%
ETHNIC MINORITY	2,733	3,866	41%
FIRST-TIME FRESHMEN	844	1,612	91%

Source: UAA Factbook 2009 Table 1.07A, Table 2.06, and UAA Fall 1999 Closing Report.