

KENAI PENINSULA COLLEGE CREDIT STUDENT PROFILE, FALL 2009

DISTINGUISHING CHARACTERISTICS

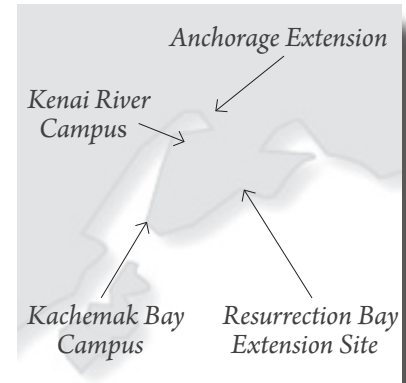
Kenai Peninsula College (KPC) serves the higher education needs of the Kenai Peninsula Borough and the state. KPC's offerings meet regional and Alaska needs in industry, business and health care fields.

Eight out of ten students (80%) attend part-time; more than half (51%) take fewer than 6 credits.

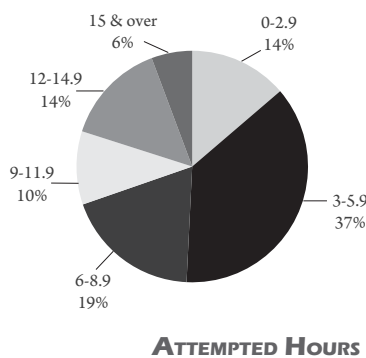
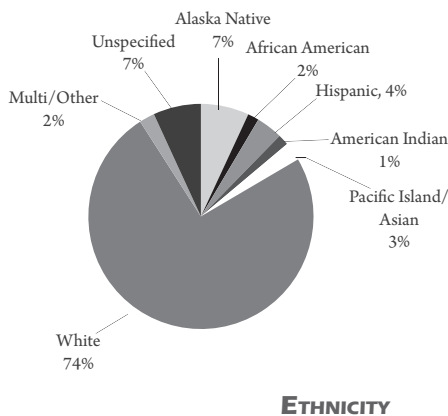
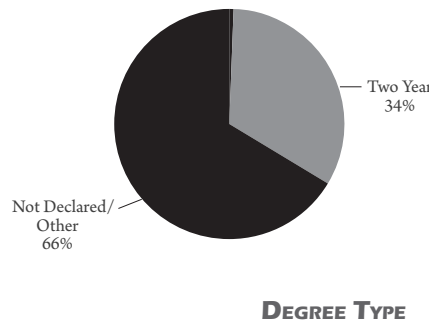
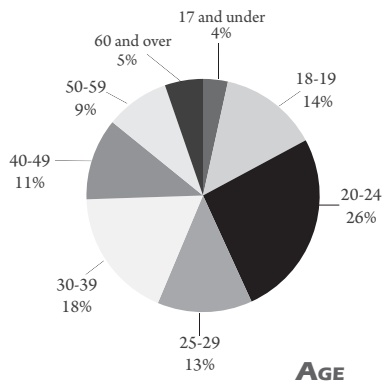
Two thirds (66%) are considered "non degree-seeking;" that is, they have not been

admitted to one of the certificate or associate degree programs offered by KPC. Some of these students may be seeking degrees conferred by other University of Alaska campuses.

KPC has a 17% ethnic minority population, with the largest minority group consisting of Alaska Native students, who make up 42% of the minority student population and 7% of the total student population.



Kenai Peninsula College consists of two campuses (the Kenai River campus in Soldotna and the Kachemak Bay campus in Homer) and two extension sites (the Resurrection Bay site in Seward and a site in Anchorage).



HEADCOUNT	1,983	% OF TOTAL
PART-TIME	1,591	80%
WHITE	1,475	74%
FEMALE	1,155	58%
UNDER AGE 30	1,117	57%
DEGREE SEEKING	667	34%

KENAI PENINSULA COLLEGE CAMPUS TRENDS, BY STUDENT CHARACTERISTICS

Kenai Peninsula College grew 38% in credit student headcount between Fall 1999 and Fall 2009. Half of that increase occurred from Fall 2008 to Fall 2009. That surge set a new record for the total credit student headcount at the campus, 16% higher than the previous high mark set in Fall 2002.

Part-time students continue to represent 80% of the credit student enrollment at the campus.

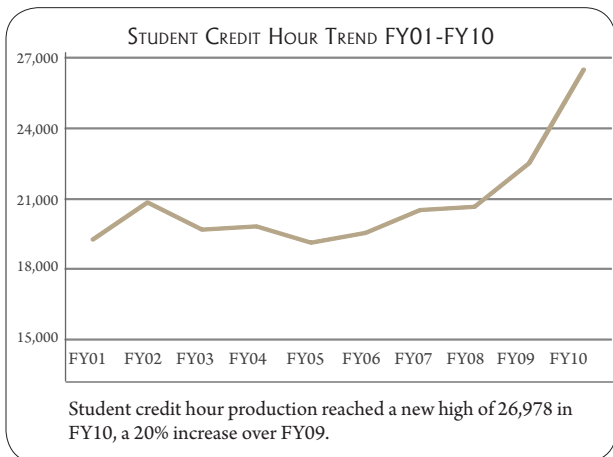
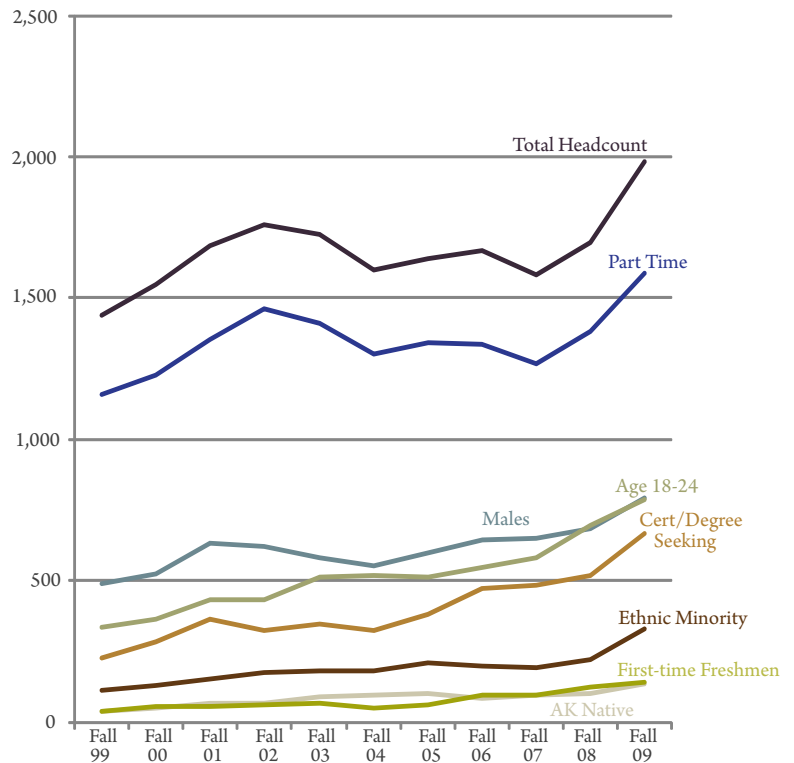
Traditional-age college students (18-24) more than doubled in number since Fall 1999. This age group now represents 40% of the credit student population, up from 23% in Fall 1999. The only age group to decline in enrollment was 40-49 year-olds, down 31%.

First-time freshmen enrollment more than tripled in number since Fall 1999 from 39 to 142 students. Overall full-time credit student enrollment increased 41% between Fall 1999 and Fall 2009.

Certificate and degree-seeking students nearly tripled in number over the past ten years and now represent 34% of the credit students on campus, up from 16% in Fall 1999. Of these students, 99% are seeking associate degrees.

The number of male students increased 62% while the number of females grew 22% during the ten-year period. Males now represent 40% of the credit student enrollment, up from 34% in Fall 1999.

The ethnic minority population on campus also tripled between Fall 1999 and Fall 2009. Ethnic minority students now make up 17% of the credit students compared to 8% in Fall 1999. Alaska Native students, the largest minority group, increased 243% from 40 to 137 students. African-Americans experienced a significant increase, growing from just one student to 32.



Credit Students	Then.....	and Now	Change
	Fall 99	Fall 09	
HEADCOUNT	1,441	1,983	38%
PART-TIME	1,162	1,591	37%
MALE	490	794	62%
TRADITIONAL AGE (18-24)	336	788	135%
CERT/DEGREE-SEEKING	228	667	193%
ETHNIC MINORITY	110	328	198%
ALASKA NATIVE	40	137	243%
FIRST-TIME FRESHMEN	39	142	264%

Source: UAA Factbook 2009 Table 1.07B, Table 2.06, and UAA Fall 1999 Closing Report.