



UAA  
STUDENT  
PROFILE

# INTERNATIONAL STUDENTS

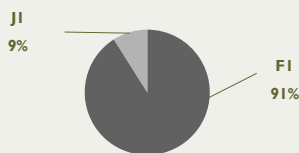
## FALL 2008 PROFILE

### Definition

This profile defines international students as

- non U.S. citizens
- enrolled in a fall semester
- who require FI or JI visas to attend UAA.

### Visa Types



Individuals seeking **FI student visas** must be admitted to degree programs and must meet certain other requirements before the U.S. Customs and Immigration Services documents are issued. Once here, they must attend full-time.

Students holding **JI exchange visitor visas** are typically not admitted to degree programs.

Most of the international students included in this profile are holding visas obtained through UAA. A few may be holding visas obtained through another university or organization.

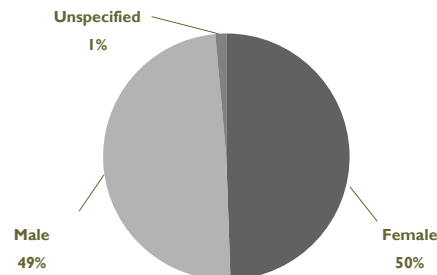
### Highest Enrollment on Record

Fall 2008 saw the highest enrollment of international students of any fall semester on record (1997 to present). Of 19,728 credit students enrolled at UAA in Fall 2008, **279 (1.4 %)** were international students.

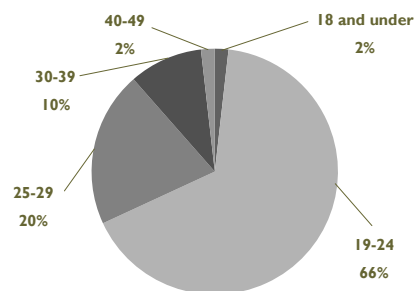
### General Characteristics

- 95%** The vast majority of international students are enrolled on the **Anchorage campus.**
- 88%** About nine out of ten are **under the age of 30.**
- 70%** Seven out of ten have been admitted to **baccalaureate** programs.
- 62%** Nearly two thirds come from just three countries: **Russia, South Korea, and Canada.**
- 56%** The largest ethnic group is composed of **Whites/non-Hispanics.**
- 50%** The group is almost evenly split between males (137) and females (138), with four individuals unspecified.
- 48%** Nearly half are **business majors**, most of them in baccalaureate programs.
- 28%** The largest minority group is **Asian/Pacific Islanders.**

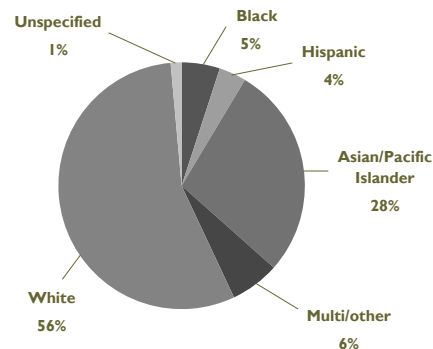
### Gender



### Age



### Ethnicity





**Fall 2008 Profile**

Total International Students 279  
 Total Countries Represented 46

**Top 4 Countries**

Russia	103 (37%)
South Korea	40 (14%)
Canada	30 (11%)
Japan	11 (4%)

**Other countries represented by more than two students**

Kenya	8
Germany	8
Taiwan	6
People's Republic of China	6
Australia	6
Norway	5
Mongolia	4
Slovak Republic	4
Colombia	3
Mexico	3
Thailand	3

**Countries of Origin**

UAA's international students hailed from 46 different countries in Fall 2008. As usual, however, the majority (66%) came from just four countries: **Russia, South Korea, Canada, and Japan**

Over the last ten years, the largest numbers have always come from **Russia**, with a low of 45 students in Fall 2004 and a high of 108 students in Fall 2000. The ten-year average for Russian students is 90.

**Canada** is usually either second or third, averaging 20 students over the last ten years, with a low of 8 in Fall 2001 and highs of 31 in Fall 2006 and Fall 2007.

**South Korea** was a very small originator of UAA students ten years ago, but has grown dramatically over the last four years, surpassing Canada in Fall 2008 with 40 students. **Japan**, which used to alternate with Canada for second or third place, had declined to 6 students in Fall 2005, 2006, and 2007 before increasing to 11 in Fall 2008.

**Sister Cities**

All four of the above countries have active Sister City agreements that allow students from certain cities or regions to pay resident tuition while attending UAA:

- **Russia:** Khabarovsk, Magadan, Mirnyy, Noglicki, Okha, Petropavlovsk-Kamchatski, Providenya, Yakutsk, Vladivostok, Yelisovo, Yuzhno-Sakhalinsk
- **Canada:** Inuvik, Whitehorse
- **South Korea:** Incheon
- **Japan:** Chitose, Hokkaido Prefecture, Nemuro, Noshiro, Obihiro, Saroma, Teshio

**Looking Ahead**

In response to China's increasingly critical role in the world, UAA is developing relationships with a number of Chinese institutions. As these relationships grow, we expect to see more Chinese students enrolling at UAA in future years.

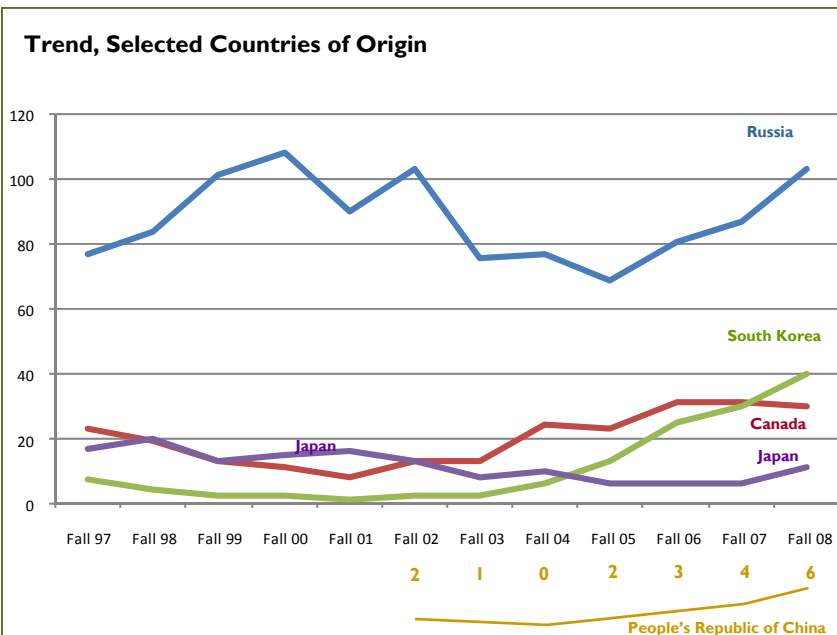
**Athletes**

Seventeen percent of UAA's international students are athletes (48 individuals), with the largest percentages being Canadian (44%) and hockey players (38%).

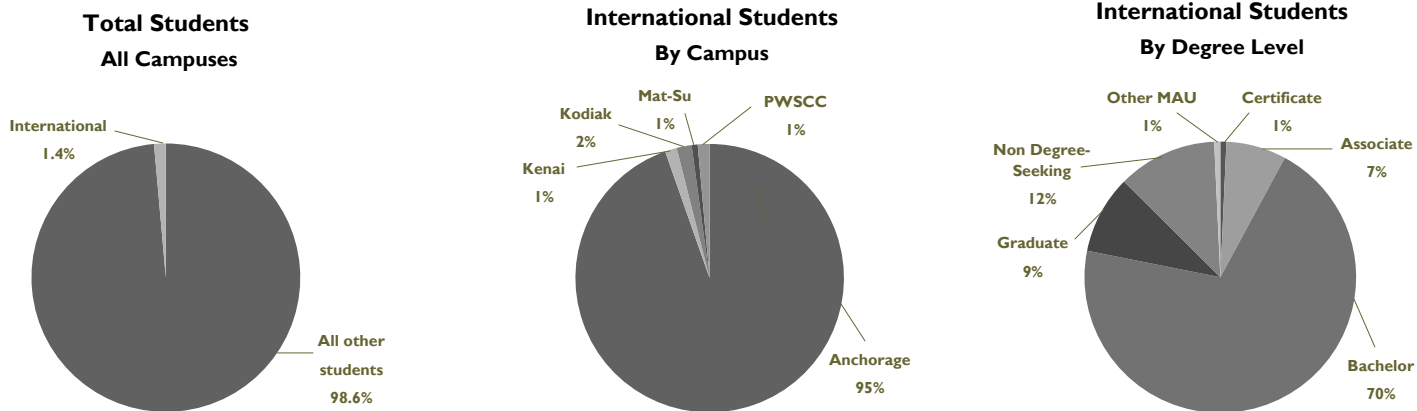
Men's Hockey	18
Men's Skiing	7
Women's Skiing	6
Men's Cross-Country	6
Men's Basketball	4
Women's Basketball	4
Women's Cross Country	3

The number of international athletes has ranged from a low of 20 in Fall 2003 to a high of 48 in Fall 2008. The largest numbers are consistently in men's hockey and from Canada.

Fall 2008 international athletes come from a total of 12 countries. Those countries represented by more than one athlete include Canada (21), Kenya (6), Australia (4), Germany (4), Norway (4), Slovak Republic (2), and Sweden (2).



### Fall 2008 Profile



### Enrollment Trends

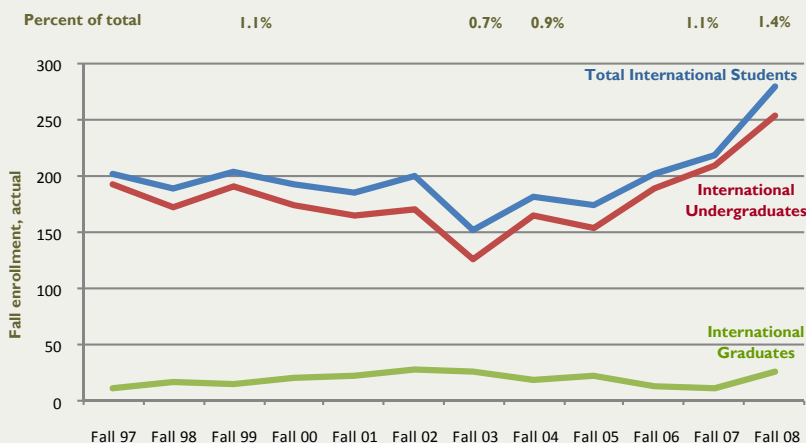
UAA's international students typically comprise about **1% of the total student population**, while the average for other universities nationally is closer to 3.5%. Fall 2008 was the highest fall semester in recent record-keeping, with 279 international students representing about 1.4% of the total student population. The ten-year average is 199 international students.

**Undergraduates** have always been the vast majority of UAA's international students, with a low of 126 students in Fall 2003 and a high of 253 students in Fall 2008. The ten-year average is 179; the most recent three years (Fall 2006, 2007, and 2008) have all been **above average**.

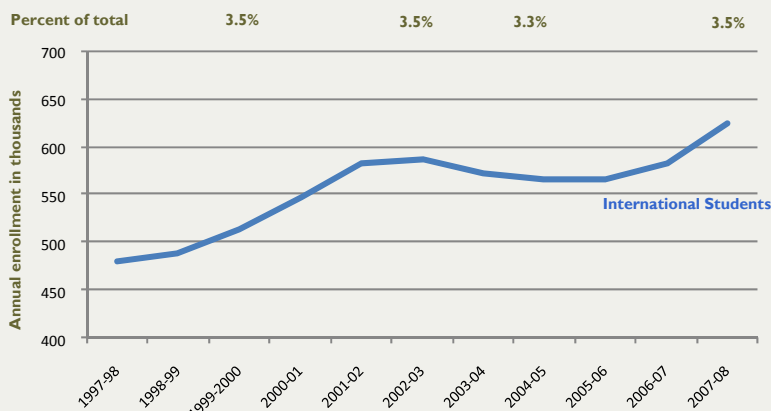
**Graduate** students have always been a minority, with a high of 28 students in Fall 2002 and a low of 11 students in Fall 2007. The ten-year average is 20; the Fall 2008 total is **above average**.

Enrollment data reveal a decline in Fall 2003 followed by resurgences in the years since. Following in the wake of 9/11, a new Student Exchange Visitor Information System (SEVIS) was implemented nationally in 2003, resulting in more stringent visa requirements and new reporting standards. Since there was a small decline in international students nationally at about the same time, it is possible that the new system impacted both enrollments and data collection methods, at least temporarily.

Enrollment Trends, UAA




Enrollment Trends, National



Source: Institute of International Education, [opendoors.iienetwork.org](http://opendoors.iienetwork.org), Figure 1B; International Student and U.S. Higher Education Enrollment Trends.

## Degree Programs



**Fall 2008**

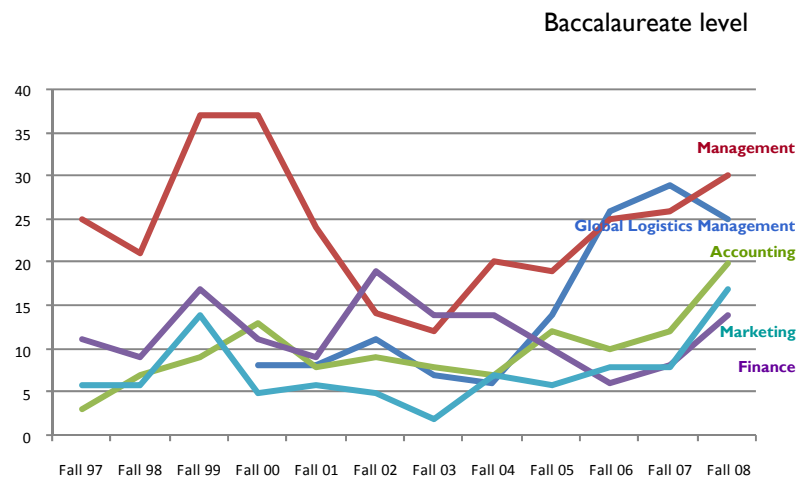
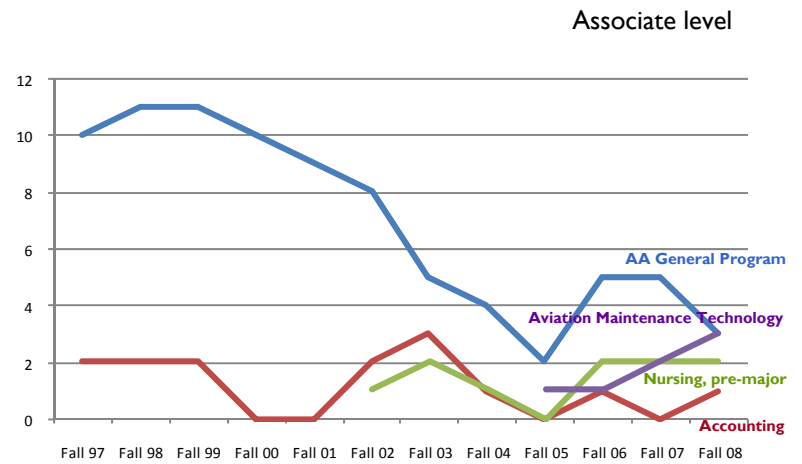
**Degree Programs  
With the Most International Students**

BBA Management	30
BBA Global Logistics Management	25
BBA Accounting	20
BBA Marketing	17
BBA Finance	14
BS Nursing Science (major/pre-major)	9
MBA Business Administration	8
BBA Management Information Systems	8
BS Physical Education	6
MS Project Management	6
BA/BS Psychology	5
BS Biological Sciences	4
BS Engineering	4
BS Civil Engineering (major/pre-major)	4
BA International Studies	4

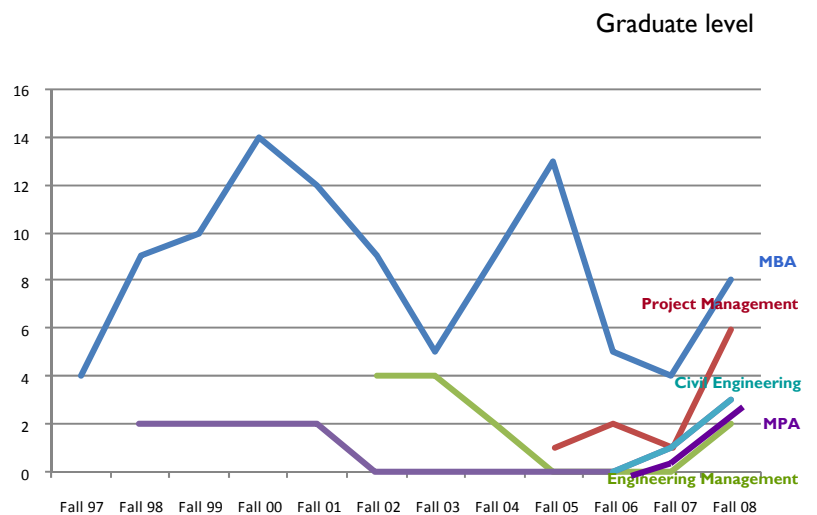
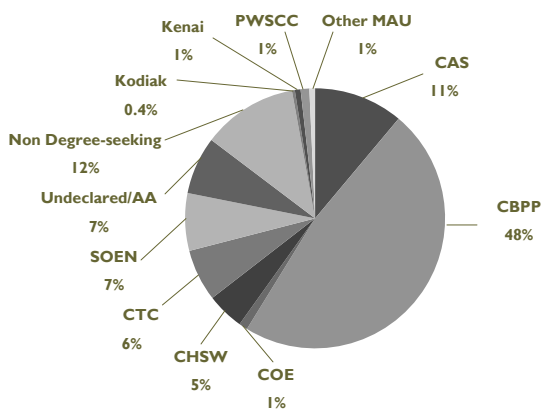
**Other categories**

BA Undeclared	17
Exchange student	11
Non-Degree Seeking	33

### Trends, Selected Degree Programs



### Degree Programs by College or Type, Fall 2008



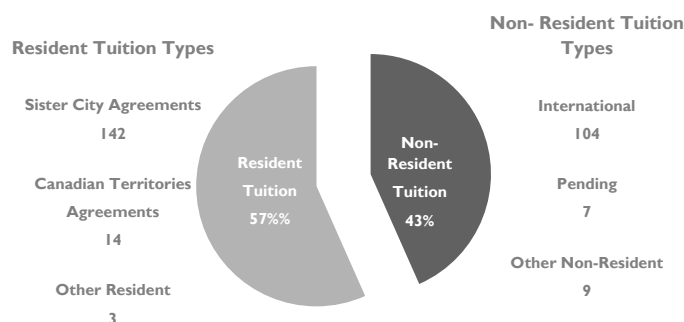
Note: For this chart, all undeclared and general Associate of Arts students have been combined into a single category.

## Tuition Revenue

More than half of UAA's international students pay **resident tuition** under Sister City or Canadian Territories agreements. Over the last seven fall semesters, the proportion has varied from lows of 56% in Fall 2005 and Fall 2008 to a high of 67% in Fall 2003. In Fall 2008, there were 159 international students who paid resident tuition.

Although still the minority, the number of students paying **non-resident tuition** has increased 67% over the last seven fall semesters, from 72 students in Fall 2002 to 120 in Fall 2008. The Fall 2008 total is both the largest number of non-resident-tuition-paying international students and one of the largest proportions of any fall semester since 2002.

## Fall 2008 Tuition Types



## Strategic Priorities

### Instruction

- Internationalization and inter-cultural programs

### Community

- Cultural, social, and intellectual diversity, with emphasis on Alaska Native, other under-represented populations, and students from outside Alaska.

## Internationalization Strategies

Internationalization is one of the priorities identified in *UAA 2017*, UAA's Strategic Plan. As part of its internationalization efforts, UAA is developing new relationships with a number of organizations and institutions throughout the world. Many of these are primarily academic partnerships intended to enhance UAA curriculum and create new opportunities for our faculty and students. Others are expected to lead to greater international student enrollment at UAA as well, particularly from countries such as China.

UAA has a long history of relationships and partnerships with foreign organizations and universities, especially in Russia. There are specific articulation agreements in place between UAA's College of Business and Public Policy and Russian universities in Vladivostok and Khabarovsk that allow students to earn degrees simultaneously from UAA and their home university. These have no doubt accounted for the strong Russian presence in UAA business programs over the last ten years.

UAA recruiters have also made three recruitment trips to British Columbia, two to India, two to Korea, and one to Europe (England, Germany, Switzerland, and Austria) over the last ten years.

In 2007, UAA began to develop relationships with Education USA Advising Centers throughout the world. These centers are endorsed by the U.S. State Department to help international students who want to study in the U.S. find and gain admission to American universities. A new website was created (<http://www.uaa.alaska.edu/iss/>), and new recruiting and admissions materials were sent to 67 Centers in 46 countries in 2007 and to 87 Centers in 41 countries in 2008. Since this effort began, inquiries from prospective international students have more than doubled.

**For the future.** Future plans include the development of a consistent, coherent approach to international student recruitment that builds relationships and establishes the university's image to targeted audiences in selected areas. Part of the plan will be to recruit strategically from areas that are not subject to sister-city arrangements.

## Special Thanks

to the individuals who provided valuable assistance and guidance for the creation of this profile:

### Academic Affairs

Yuan-Fang Dong  
*Senior Research Associate  
Institutional Research*

Theodore L. Kassier  
*Director of International Affairs*

Gary Rice  
*Associate Vice Provost  
Institutional Research*

### Student Affairs

Cecile Mitchell  
*Director of Admissions  
International Student Services/Study Abroad*

Doni Williams  
*International Student Advisor  
International Student Services/Study Abroad*

---

Produced by  
Office of  
Institutional Effectiveness,  
Engagement, and Academic Support  
Renee Carter-Chapman,  
Senior Vice Provost  
Kay Landis,  
Editor/Designer  
February 19, 2009

---