



UAA GRADUATE PROGRAMS

COLLEGE OF ARTS & SCIENCES

- Anthropology (MA)
- Biological Sciences (MS)
- Biological Sciences (PhD) with UAF
- Children's Mental Health (GCRT)
- Clinical Psychology (MS)
- Clinical-Community Psychology (PhD) with UAF
- Creative Writing & Literary Arts (MFA)
- English (MA)

COLLEGE OF BUSINESS & PUBLIC POLICY

- General Management (MBA)
- Global Supply Chain Mgmt (MS)
- Public Administration (MPA)

COLLEGE OF HEALTH

- Advanced Human Service Systems (GCRT)
- Clinical Social Work Practice (GCRT)
- Doctor of Medicine (MD) with University of Washington (WWAMI)
- Doctor of Pharmacy with University of Creighton
- Doctor of Occupational Therapy with University of Creighton
- Family Nurse Practitioner (GRCT)
- Nursing Education (GCRT)
- Nursing Science (MS)
- Psychiatric-Mental Health Nurse Practitioner (GCRT)
- Public Health Practice (MPH)
- Social Work (MSW)
- Social Work Management (GCRT)

COMMUNITY & TECHNICAL COLLEGE

- Career & Technical Education (GRCT)
- Career & Technical Education (MS)
- Dietetic Internship (GCRT)

COLLEGE OF EDUCATION

- Counselor Education (GCRT)
- Counselor Education (MED)
- Early Childhood Spec Education (MED)
- Education (MAT)
- Education Leadership: Superintendent (GCRT)
- Educational Leadership (MED)
- Educational Leadership: Principal (GCRT)
- Language Education (GCRT)
- Special Education (GCRT)
- Special Education (MED)
- Teaching and Learning (MED)

SCHOOL OF ENGINEERING

- Applied Environmental Science & Technology (M-AEST, MS)
- Arctic Engineering (MS)
- Civil Engineering (MS, MCE)
- Computer Science (MS) with UAF
- Earthquake Engineering (GCRT)
- Engineering Management (MS)
- Environmental Reg & Permitting (GCRT)
- Port & Coastal Engineering (GCRT)
- Project Management (MS)
- Science Management (MS)

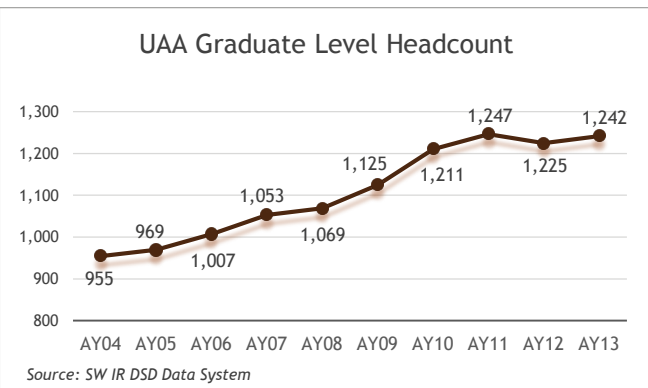
GRADUATE SCHOOL

- Interdisciplinary Studies (MA)
- Interdisciplinary Studies (MS)

OVERVIEW

The University of Alaska Anchorage offers 26 Master's degree programs, 17 graduate certificate programs and offers cooperative/collaborative Master's and Ph.D. programs with the University of Alaska Fairbanks, The University of Washington Medical School, Creighton University and East Carolina University.

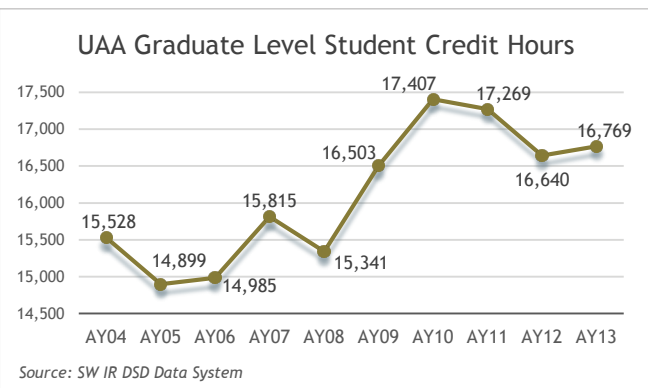
HEADCOUNT



Graduate students represent 5% of all UAA students.

The number of graduate students enrolled in 600 level courses has grown 16.2% since the Graduate School was established in 2008.

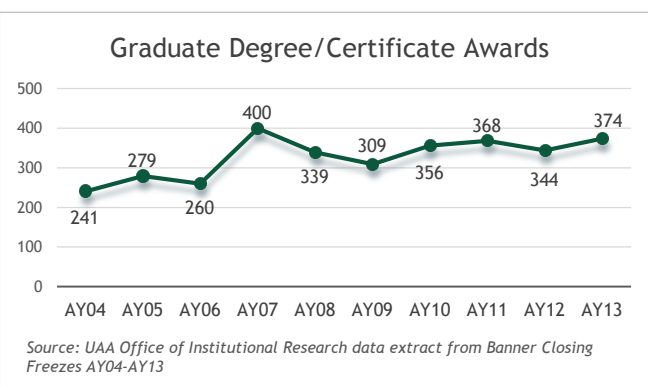
STUDENT CREDIT HOURS



600 level courses produce 4.4% of all UAA Credit Hours.

Four colleges contributed to the gain in graduate level student credit hour production in AY13. The College of Business and Public Policy (+250) and the College of Health (+146) showed the greatest gains from AY12.

AWARDS

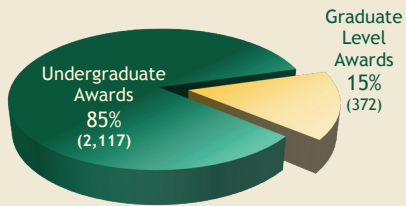


15.0% of all awards in AY13 were graduate level.

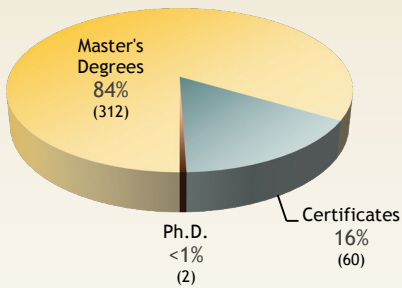
Overall graduate level awards in AY13 were 8.7% higher than AY12. The number of Master's degrees awarded grew 11.6% in AY13.



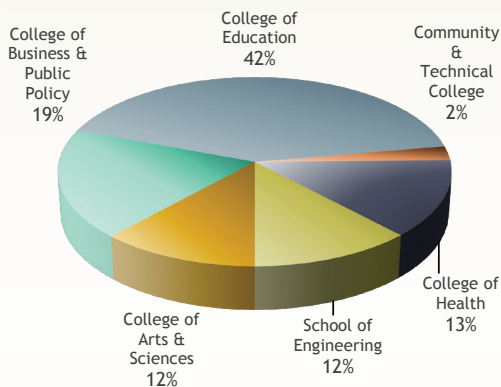
GRADUATE LEVEL AWARDS AS
PERCENTAGE OF TOTAL AWARDS



AY13 GRADUATE AWARDS BY TYPE

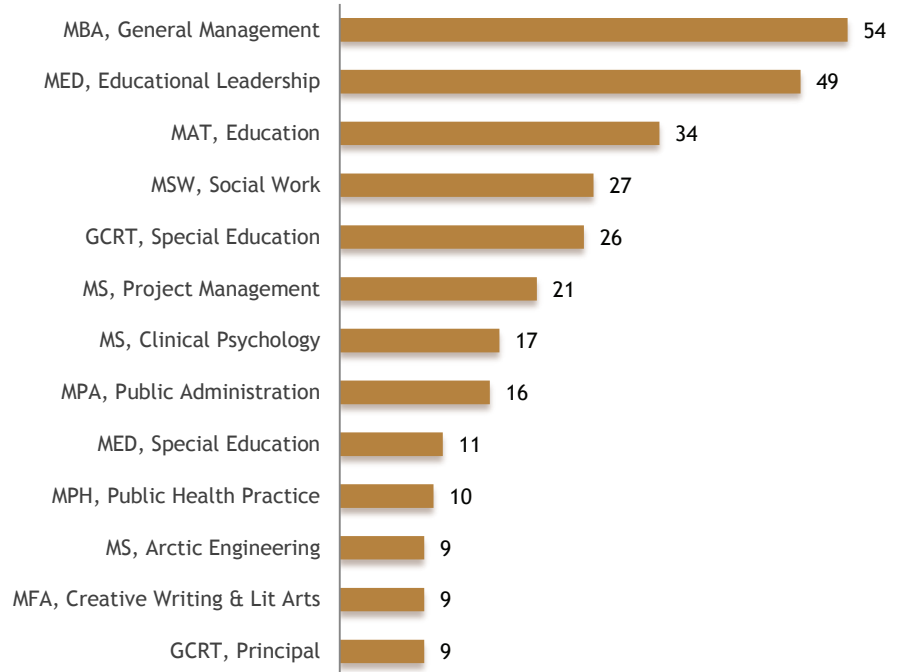


GRADUATE DEGREES AWARDED
BY SCHOOL/COLLEGE



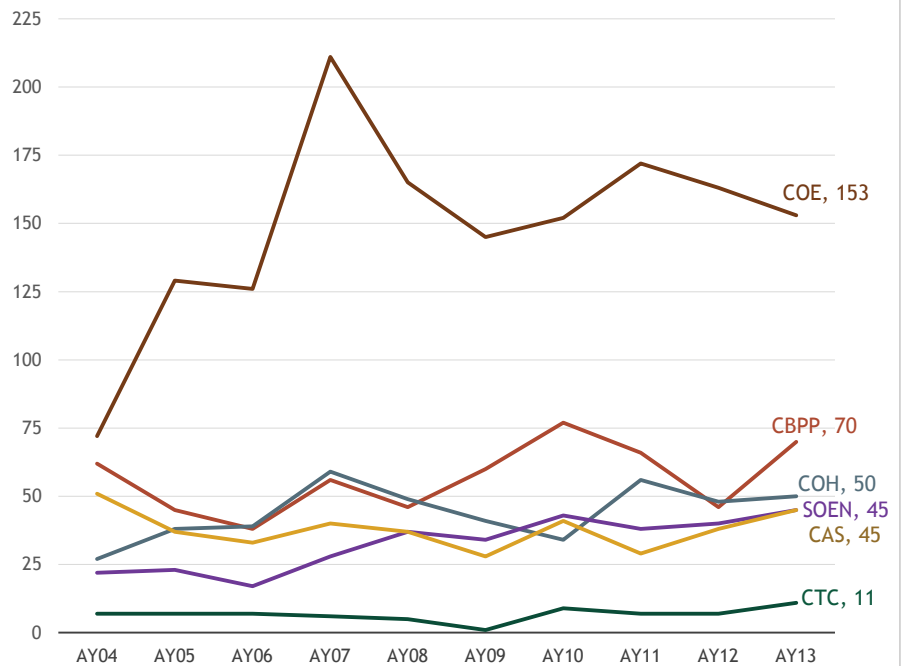
Source: UAA Office of Institutional Research data extract from Banner Closing Freezes AY13

Top Award-Producing Graduate Programs in AY13



Source: UAA Office of Institutional Research data extract from Banner Closing Freezes AY04- AY13

Graduate Awards by School/College



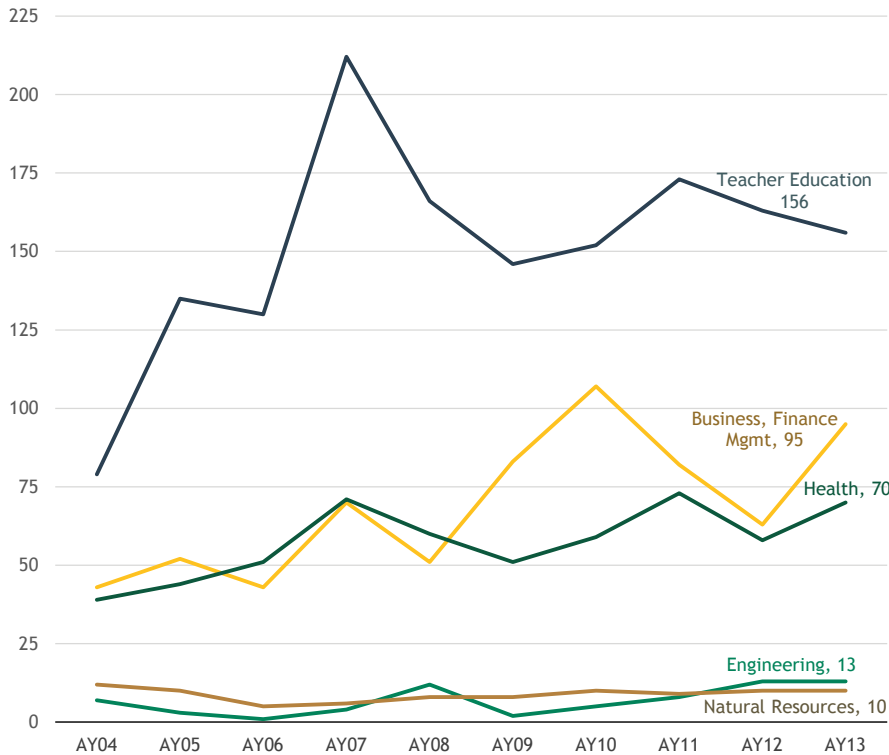
Source: UAA Office of Institutional Research data extract from Banner Closing Freezes AY04-AY13

GRADUATE PROGRAMS PROFILE - AY2013



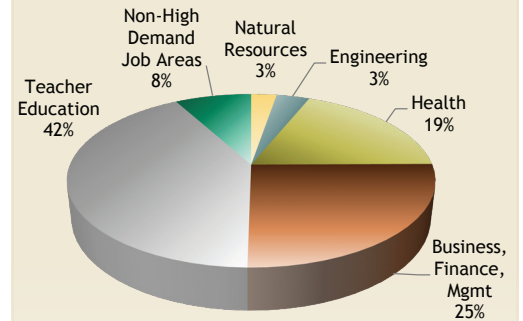
UNIVERSITY of ALASKA
ANCHORAGE

Graduate Awards by High Demand Job Area



Source: UAA Office of Institutional Research data extract from Banner Closing Freezes AY04-AY13

GRADUATE AWARDS BY HIGH DEMAND JOB AREAS



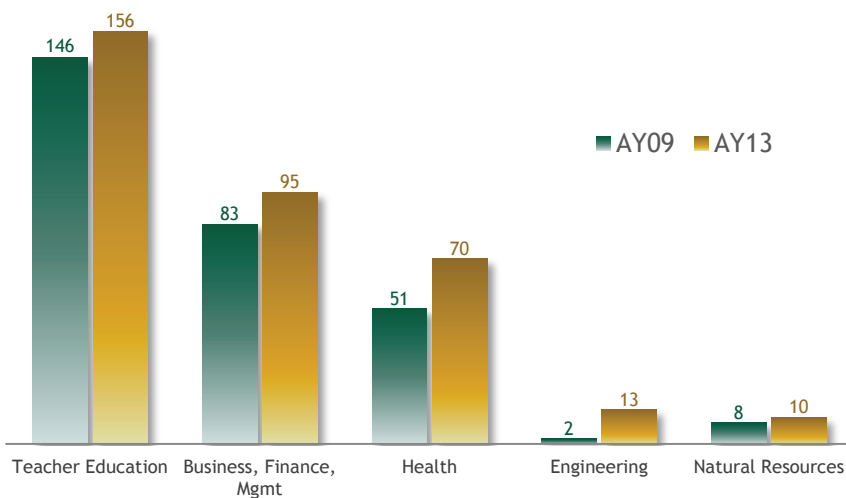
Source: UAA Office of Institutional Research data extract from Banner Closing Freeze AY13

TOP PRODUCING HIGH DEMAND JOB AREA GRADUATE PROGRAMS

92% of all graduate awards were in high demand job areas in AY13

- 14% MBA in General Management
- 13% MED in Educational Leadership
- 9% MAT in Education
- 7% MSW in Social Work
- 7% Graduate Certificate in Special Education

Graduate Awards by High Demand Job Areas



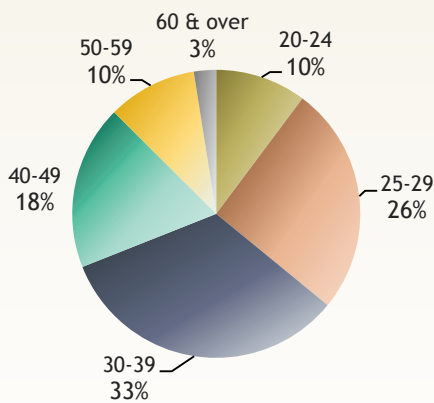
Source: UAA Office of Institutional Research data extract from Banner Closing Freezes AY04-AY13



UAA GRADUATE STUDENT
CHARACTERISTICS

	FALL 2003	FALL 2008	FALL 2012
Headcount	749	955	1,077
% Full-Time	30%	29%	24%
% Female	68%	66%	66%
% Minority	16%	18%	18%
% African Am.	2%	4%	3%
% Alaska Native	6%	4%	5%
% Hispanic	3%	3%	5%
% Pacific Is/Asian	3%	6%	6%
% from Alaska	28%	34%	83%
% International	4%	6%	4%

UAA GRADUATE STUDENT
AGE RANGE: FALL 2012



SOURCE: 2013 UAA Factbook, Table 1.02

ABBREVIATION KEY:

- GCRT: Graduate Certificate
- CAS: College of Arts & Sciences
- CBPP: College of Business & Public Policy
- COE: College of Education
- COH: College of Health
- CTC: Community & Technical College
- SOEN: School of Engineering

