



# Graduate Programs Profile

## UAA GRADUATE PROGRAMS

### COLLEGE OF ARTS & SCIENCES

- Anthropology (MA)
- Biological Sciences (MS)
- Biological Sciences (PhD) with UAF
- Children's Mental Health (GCRT)
- Clinical Psychology (MS)
- Clinical-Community Psychology (PhD) with UAF
- Creative Writing & Literary Arts (MFA)
- English (MA)

### COLLEGE OF BUSINESS & PUBLIC POLICY

- General Management (MBA)
- Global Supply Chain Mgmt (MS)
- Public Administration (MPA)

### COLLEGE OF EDUCATION

- Counselor Education (GCRT)
- Counselor Education (MED)
- Early Childhood Special Education (MED)
- Education (MAT)
- Educational Leadership (MED)
- Educational Leadership: Principal (GCRT)
- Language Education (GCRT)
- Special Education (GCRT)
- Special Education (MED)
- Teaching and Learning (MED)

### COLLEGE OF ENGINEERING

- Applied Environmental Science & Technology (M-AEST, MS)
- Arctic Engineering (MS)
- Civil Engineering (MS, MCE)
- Coastal, Ocean and Port Engineering (GRCT)
- Computer Science (MS) with UAF
- Earthquake Engineering (GCRT)
- Engineering Management (MS)
- Environmental Reg & Permitting (GCRT)
- Mechanical Engineering (MS)
- Project Management (MS)
- Science Management (MS)

### COLLEGE OF HEALTH

- Advanced Human Service Systems (GCRT)
- Children's Mental Health (GCRT)
- Clinical Social Work Practice (GCRT)
- Doctor of Medicine (MD) with University of Washington (WWAMI)
- Doctor of Pharmacy with Idaho State University
- Doctor of Occupational Therapy with Creighton University
- Family Nurse Practitioner (GRCT)
- Nursing Education (GCRT)
- Nursing Science (MS)
- Psychiatric-Mental Health Nurse Practitioner (GCRT)
- Public Health Practice (MPH)
- Social Work (MSW)
- Social Work Management (GCRT)

### COMMUNITY & TECHNICAL COLLEGE

- Dietetic Internship (GCRT)

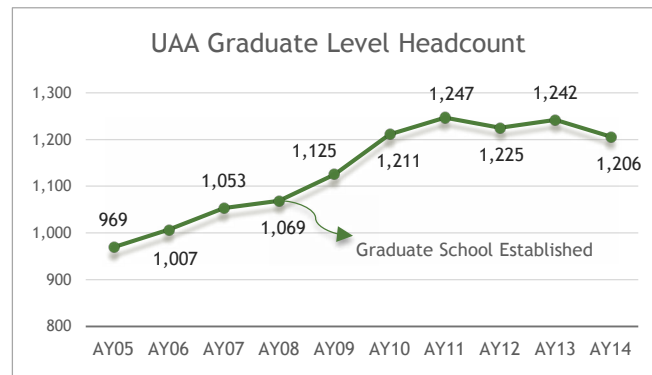
### GRADUATE SCHOOL

- Interdisciplinary Studies (MA)
- Interdisciplinary Studies (MS)

## OVERVIEW

The University of Alaska Anchorage offers 29 Master's degree programs and 16 graduate certificate programs accepting new students, plus cooperative/collaborative doctoral programs with the University of Alaska Fairbanks, The University of Washington Medical School, Creighton University, East Carolina University and Idaho State University.

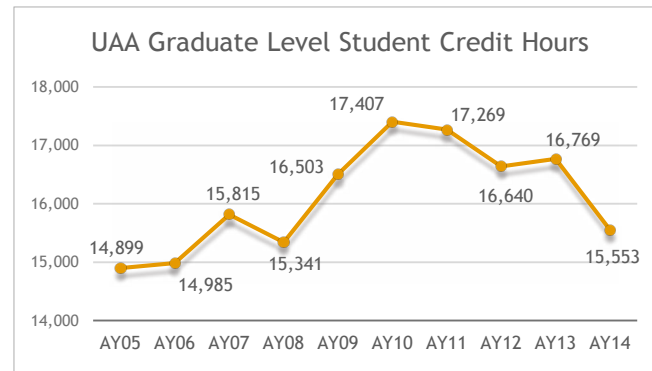
## HEADCOUNT



Graduate students represent 5% of the annual UAA headcount.

The number of graduate students enrolled in 600 level courses has grown 24.4% over the last 10 years. The AY14 headcount was down 2.9% from AY13.

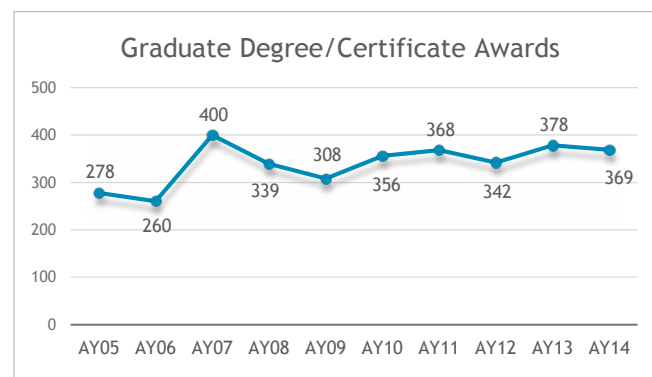
## STUDENT CREDIT HOURS



600 level courses produce 4.2% of all UAA Credit Hours.

Graduate level courses produced 7.3% fewer (-1,216) student credit hours (SCH) in AY14, while undergraduate level course SCH dropped 2.9% during the same period. The College of Business had the largest drop (-317), followed by the College of Engineering (-305).

## AWARDS

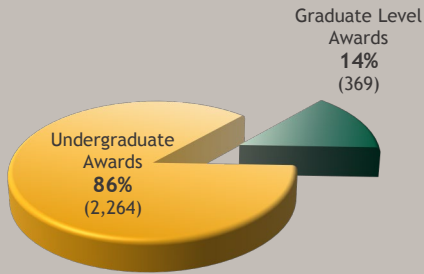


14% of all UAA awards in AY14 were graduate level.

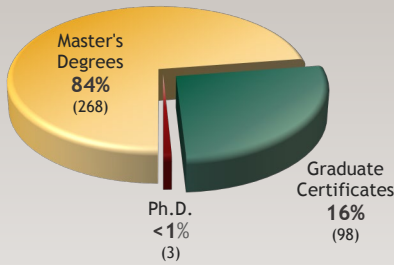
Overall graduate level awards in AY14 were up 32.7% from 10 years ago and 2.4% below the total in AY13.

# Graduate Programs at UAA AY 2014

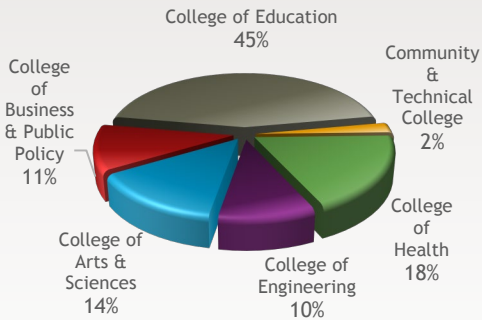
## GRADUATE LEVEL AWARDS AS PERCENTAGE OF TOTAL AWARDS



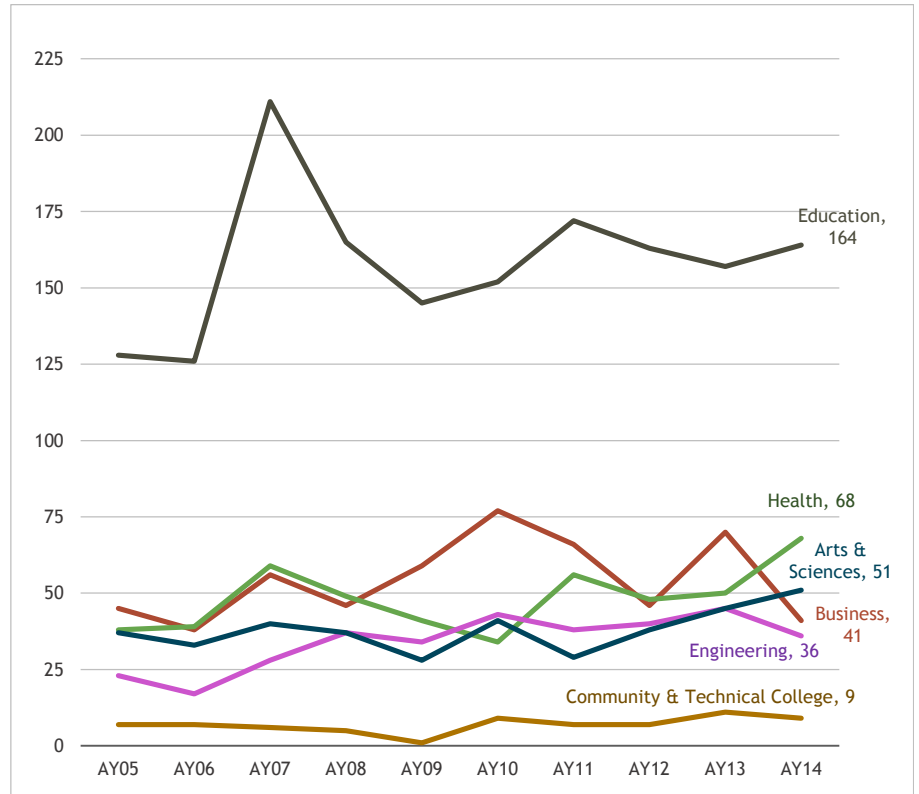
## AY14 GRADUATE AWARDS BY TYPE



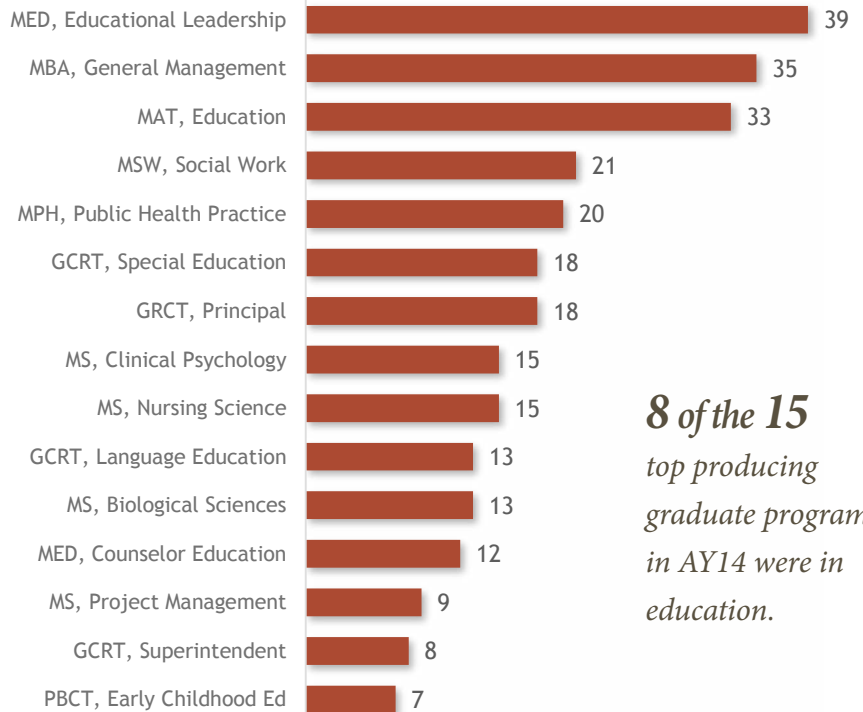
## GRADUATE DEGREES AWARDED BY SCHOOL/COLLEGE



## GRADUATE AWARD TRENDS BY COLLEGE

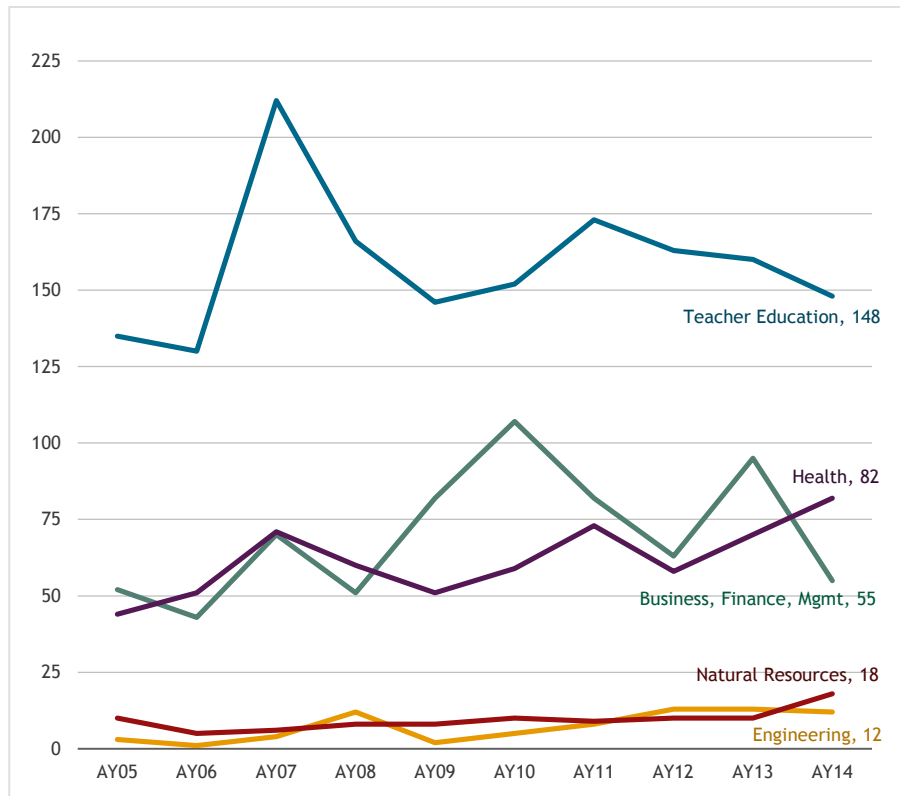


## TOP AWARD-PRODUCING GRADUATE PROGRAMS IN AY14

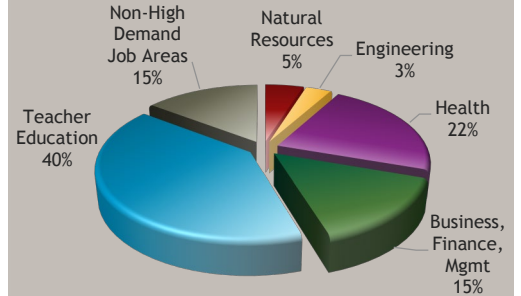


**8 of the 15**  
top producing  
graduate programs  
in AY14 were in  
education.

## GRADUATE AWARD TRENDS BY HIGH DEMAND JOB AREAS



## GRADUATE AWARDS BY HIGH DEMAND JOB AREAS

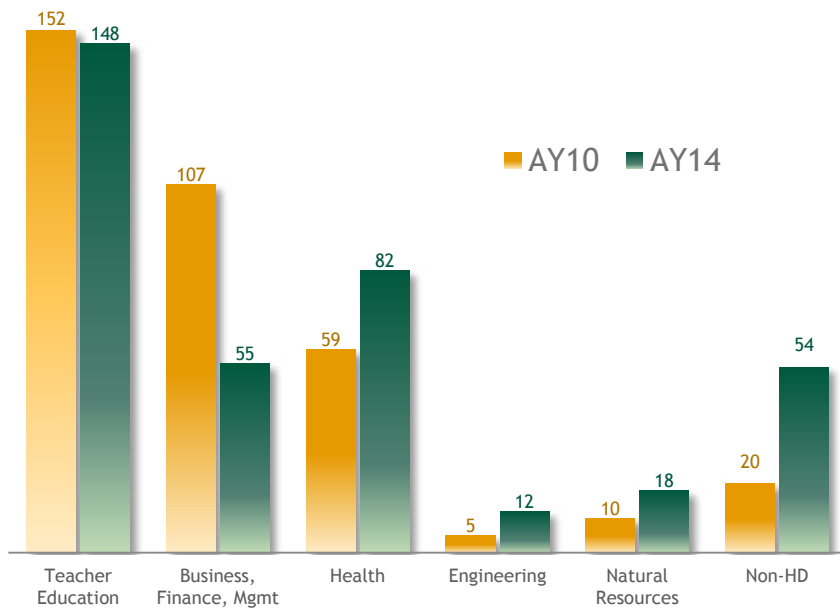


**85%** of all graduate awards in AY14 were in high demand job areas.

## TOP PRODUCING HIGH DEMAND JOB AREA GRADUATE PROGRAMS

- 11% MED in Educational Leadership
- 9% MBA in General Management
- 9% MAT in Education
- 6% MSW in Social Work

## GRADUATE AWARDS BY HIGH DEMAND JOB AREAS

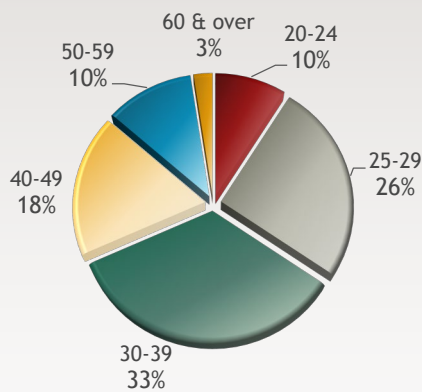




UAA GRADUATE STUDENT CHARACTERISTICS

	FALL 2009	FALL 2013
Headcount	1,009	1,125
% Full-Time	24%	20%
% Female	66%	68%
% Minority	18%	23%
% African Am.	4%	3%
% Alaska Native	5%	7%
% Hispanic	3%	5%
% Pacific Is/Asian	4%	5%
% from Alaska	84%	84%
% International	4%	3%

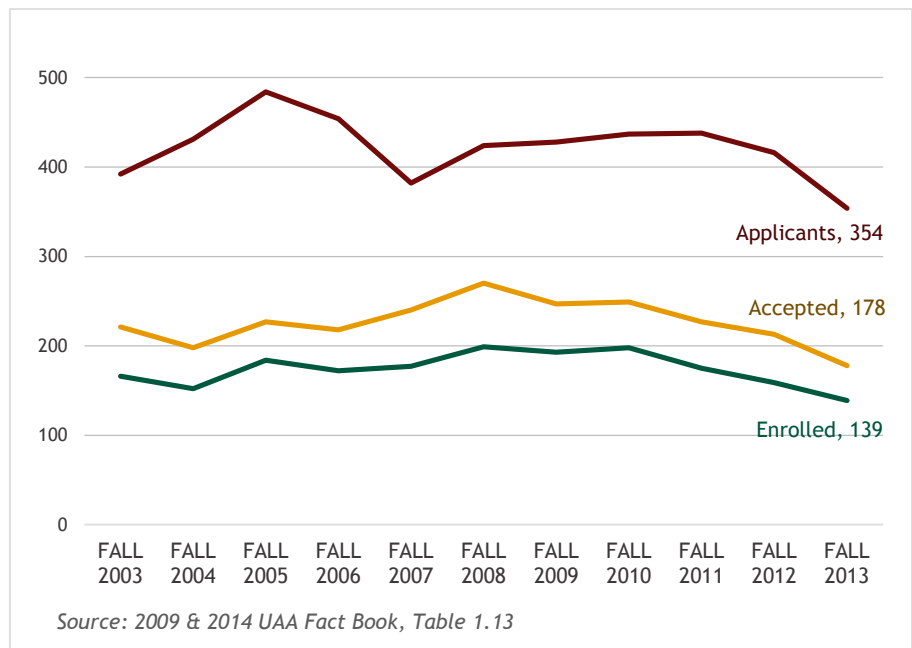
UAA GRADUATE STUDENT AGE RANGE: FALL 2013



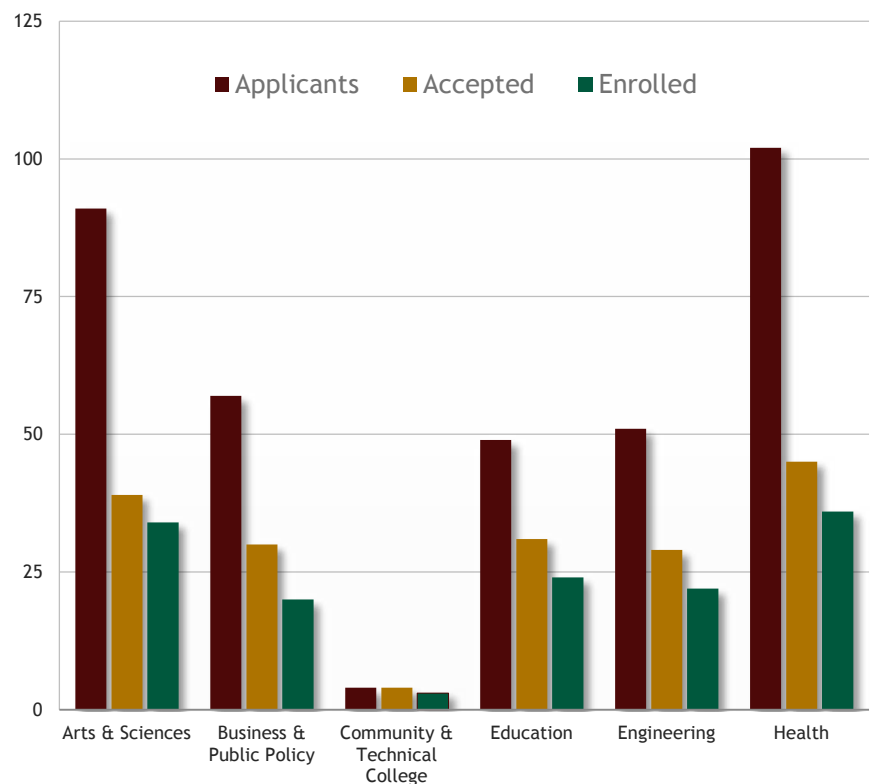
DATA SOURCES:

- SW IR DSD Data System using Academic Year (Summer, Fall, Spring semesters) freeze data.
- UAA Fact Book

UAA GRADUATE SELECTIVITY TREND



UAA GRADUATE SELECTIVITY BY COLLEGE



Note: Only Master's degree program applicants are included. An applicant may be counted more than once due to application to multiple programs in a given fall.