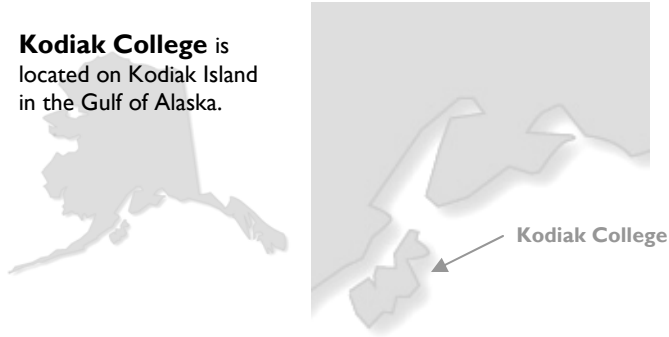


# UAA STUDENT PROFILE

## Kodiak College Fall 2008

**Kodiak College** is located on Kodiak Island in the Gulf of Alaska.



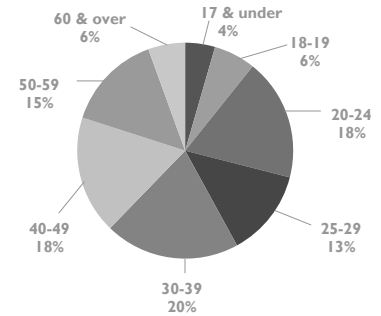
### Credit Student Profile, Fall 2008

<b>Headcount</b>	<b>559</b>	
Part-time	509	91%
Non Degree-Seeking	436	78%
White	399	71%
Female	395	71%
Over Age 30	324	58%

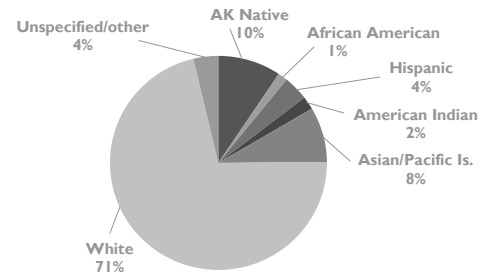
### Distinguishing Characteristics

- Kodiak College serves the smallest student headcount of any UAA campus, accounting for less than 3% of the university total in Fall 2008.
- About nine out of ten students attend part-time; more than three quarters (76%) take fewer than 6 credits.
- At 71%, Kodiak College has the highest proportion of females of any UAA campus.
- More than three quarters of the students are considered “non degree-seeking;” that is, they have not been admitted to one of the certificate or associate degree programs offered by Kodiak College. Some of these students may be seeking degrees from other University of Alaska campuses.
- At 25%, Kodiak College has the highest proportion of ethnic minority students of any UAA campus outside of Anchorage. The largest group is composed of Alaska Natives (38% of the minority headcount, 9% of the total student headcount).

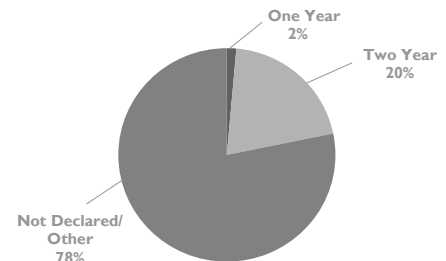
### Age



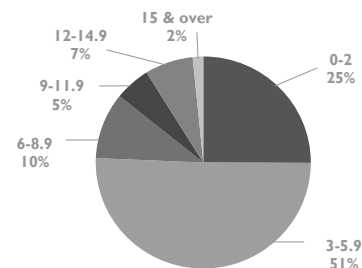
### Ethnicity



### Degree Type



### Attempted Hours



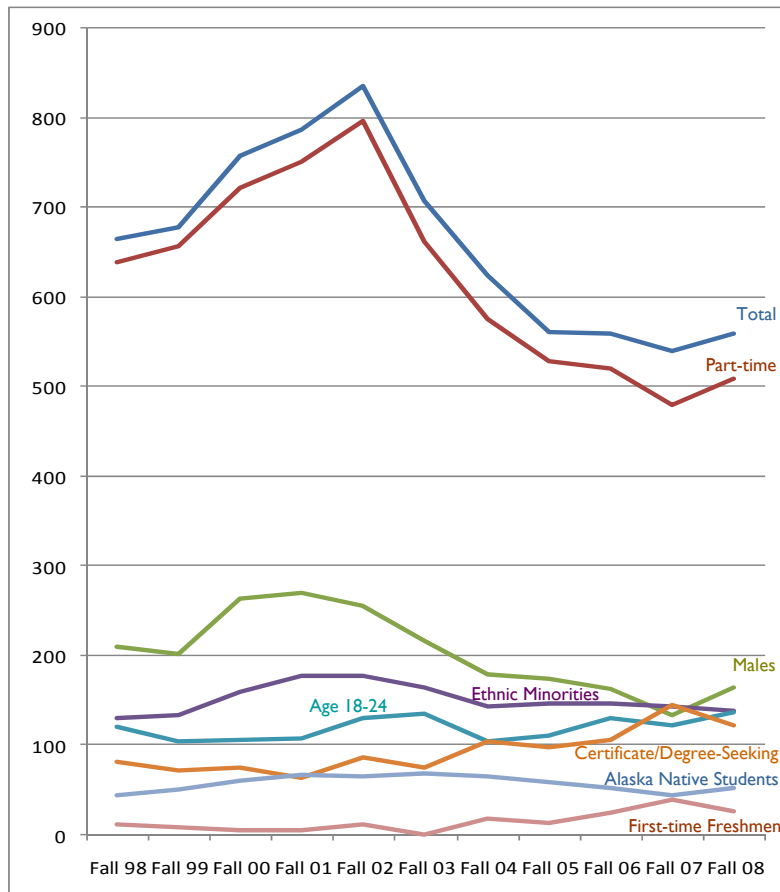
## Trends, By Student Characteristic

- Kodiak College **headcount** has declined 16% from Fall 1998 and 33% from its peak in Fall 2002. However, it grew almost 4% between Fall 2007 and Fall 2008.
- **Male** students have decreased 22% since Fall 1998, while female students have decreased 12%.
- **Traditional-age** college students (18-24) have increased 13% since Fall 1998. The 25-29 age group also increased 28%, the 50-59 group increased 13% and the 60 and over group increased 15%. On the other hand, the 17 and under age group declined 75%, the 30-39 age group declined 13%, and the 40-49 age group declined 34%.
- **Ethnic minority** students have increased 7% since Fall 1998 due primarily to growth in the Alaska Native and Asian/Pacific Islander groups. The numbers of African American and Hispanic students declined slightly over the ten-year period.

### Then ... and Now

	Fall 98	Fall 08	Change
<b>Headcount</b>	<b>665</b>	<b>559</b>	<b>-16%</b>
Male	209 (31%)	164 (29%)	-22%
Traditional age (18-24)	121 (18%)	137 (25%)	13%
Ethnic Minority	130 (20%)	139 (25%)	7%
Cert/Degree-Seeking	82 (12%)	123 (22%)	50%
Full-Time	26 (4%)	50 (9%)	92%
First-time Freshmen	12 (2%)	26 (5%)	117%

**Trends for Selected Characteristics  
Fall 1998 to Fall 2008**



- **Certificate- and Degree-seeking** students have increased 50%. The Fall 2008 total includes 114 students in two-year programs and 8 students in one-year programs.
- **Full-time** students, though still very much in the minority, have nearly doubled over the ten-year period, while part-time students declined by 20%.

## Non-Credit Students

In addition to the credit students included in this profile, Kodiak College had 97 students taking non-credit or continuing education coursework during Fall 2008. Non-credit students will be profiled separately in the future.

Produced by  
Office of  
Institutional Effectiveness,  
Engagement, and Academic Support

March 5, 2009

**Source:** UAA Office of Institutional Research. 1998-2002 data comes from Fall 2002 Closing Report (UAA Student Headcount Trend by Campus and Student Characteristic) and UAA Students by Age Group, Fall 1998-Fall 2001. 2003-2008 data comes from Fall Semester Closing Reports (Closing Headcount by Student Characteristic by Campus).