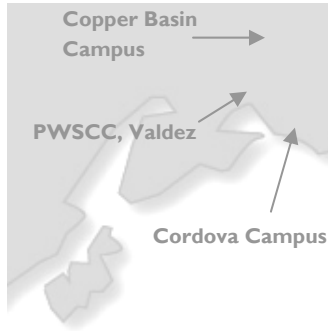


UAA STUDENT PROFILE

Prince William Sound Community College Fall 2008

Prince William Sound Community College (PWSCC) consists of a main campus in Valdez and extended campuses in Cordova and the Copper Basin. PWSCC is an independently accredited community college and an affiliate college of the University of Alaska Anchorage.

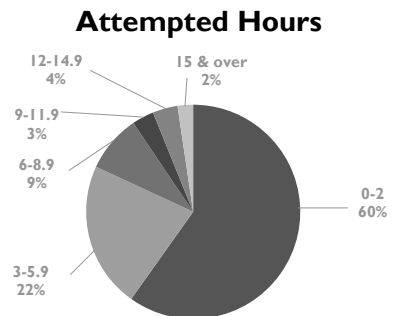
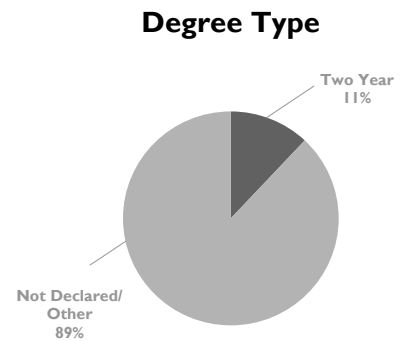
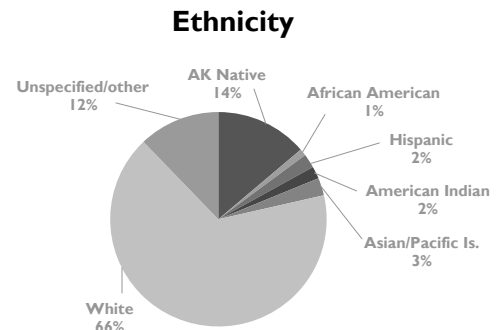
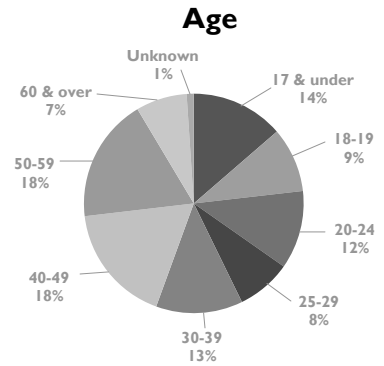


Credit Student Profile, Fall 2008

Headcount	1,143	
Part-time	1,074	94%
Non Degree-Seeking	1,012	89%
White	758	66%
Over Age 30	654	57%
Male	640	56%

Distinguishing Characteristics

- PWSCC is characterized by an extensive industry training component that deeply influences the composition of its student population. More than nine out of ten students attend part-time (94%); six out of ten take fewer than 3 credits, and the majority are male (56%, the highest proportions of any UAA campus). Training programs focus on the pipeline and fishing industries where males are in the majority.
- Nearly nine out of ten students are considered “non degree-seeking;” that is, they have not been admitted to one of the associate degree programs offered by PWSCC. However, some of these students may be seeking degrees from other University of Alaska campuses.
- More than half the students are older than 30 years of age (57%), giving PWSCC the highest mean age of all UAA campuses (36). At the same time, due to a comprehensive dual credit program at all three sites, PWSCC has the largest percentage of students aged 17 and under of all UAA campuses (14%).
- PWSCC has the highest number of Alaska Native students of all UAA campuses outside of Anchorage. Alaska Natives account for 64% of the ethnic minority students and 14% of the overall student population.

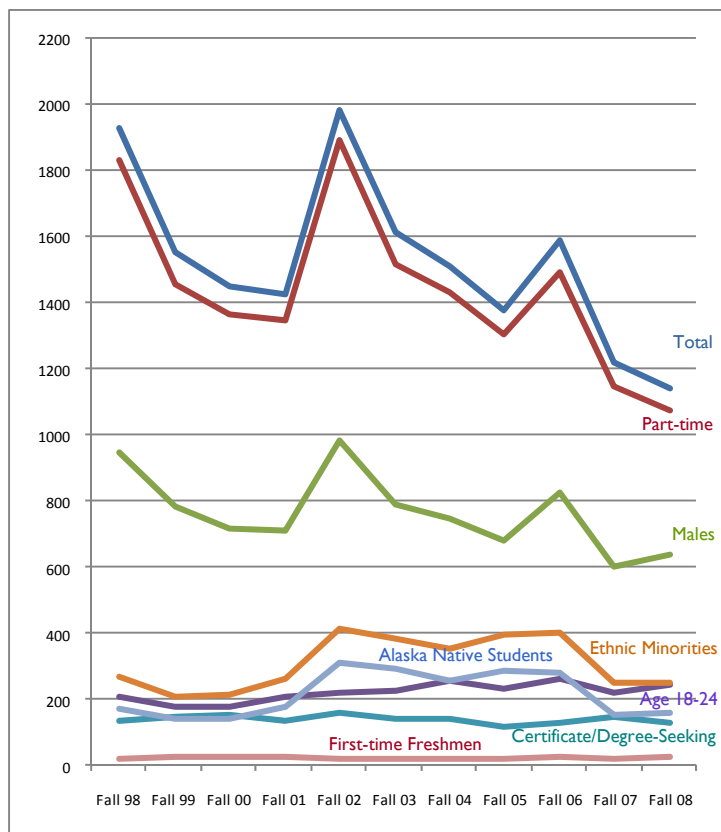


Trends, By Student Characteristic

- **Prince William Sound Community College** has a history of sharp upturns and downturns that are closely related to the training needs of the local Valdez population. Despite upward spikes in Fall 02 and Fall 06, the overall headcount trend has resulted in a 41% decrease from Fall 1998 to Fall 2008.
- **Male** students have decreased 32%, while female students have decreased 49%.
- **Traditional-age** college students (18-24) have increased 16% since Fall 1998, and the 25-29 group has increased 37%. All other age groups have declined. The 17 and under age group declined by 36%, the 30-39 group decreased 44%, the 40-49 group decreased 66%, the 50-59 group decreased 73%, and the 60 and over group declined 62%.
- **Ethnic minority** students remained relatively stable in numbers during their peak years between Fall 2002 and Fall 2006, but then declined sharply in Fall 2007 and Fall 2008. Overall, ethnic minority students have declined 8% since Fall 1998.

	Fall 98	Fall 08	Change
Headcount	1,926	1,143	-41%
Male	944 (49%)	640 (56%)	-32%
Traditional age (18-24)	208 (11%)	241 (21%)	16%
Ethnic Minority	265 (14%)	245 (21%)	-8%
Cert/Degree-Seeking	136 (7%)	131 (11%)	-4%
Full-Time	95 (5%)	69 (6%)	-27%
First-time Freshmen	18 (1%)	23 (2%)	28%

**Trends for Selected Characteristics
Fall 1998 to Fall 2008**



Source: UAA Office of Institutional Research. 1998-2002 data comes from Fall 2002 Closing Report (UAA Student Headcount Trend by Campus and Student Characteristic) and UAA Students by Age Group, Fall 1998-Fall 2001. 2003-2008 data comes from Fall Semester Closing Reports (Closing Headcount by Student Characteristic by Campus)

- **Degree-seeking** students have remained relatively stable over the last ten years, varying by less than 20 students on a year-to-year basis. The Fall 2008 number is 4% below the Fall 1998 number. All of PWSCC's degree-seekers are in associate degree programs.
- **Part-time** students have decreased 41% over the ten-year period, closely paralleling the overall headcount trend, with particularly sharp declines among students taking less than 3 credits (-53%). Full-time students have declined 27%.

Non-Credit Students

In addition to the credit students included in this profile, PWSCC had 503 students taking non-credit or continuing education coursework during Fall 2008. Non-credit students will be profiled separately in the future.

Produced by
Office of
Institutional Effectiveness,
Engagement, and Academic Support

March 5, 2009