



Annual Survey of Colleges 2017

WELCOME

[jashaddy](#)
[Sign Out](#)

- [Survey Management](#)
- [Editorial Flow](#)
- [Compiler Flow](#)
- [Workflow Management](#)
- [User Management](#)
- [Site Management](#)
- [School Management](#)
- [Institution Management](#)

[Work Items](#) > [University of Alaska Anchorage \(AK\) 3975](#)

[High Profile](#)

[Full View](#)

Contact Information

CDS A0. Name of person completing survey (Not for Publication)

Name Information

Prefix	First	Middle	Last	Suffix
	Ester		Bayne	

Title

Office

Address Information

Country

Street/PO Box

City

State

Zip

Zip+4

Phone Number (If international, enter country code)

Country Code	Area Code City Code	Number	Extension
1	907	7861493	

Email address

Fax Number

Area Code Number

907	7861499
-----	---------

Are your responses to the CDS posted for reference on your institution's Web site?

Yes

No

If yes, please provide the URL of the corresponding Web

page:

Printed copies of your institution's Common Data Set may be mailed to:

**Annual Survey of Colleges
 The College Board
 11955 Democracy Drive
 Reston, VA 20190-5662**

Correspondence. Name and title/office of person to whom the Annual Survey of Colleges should be sent next year

Name Information

Prefix	First	Middle	Last	Suffix
	Erin		Holmes	

Title or office

Associate Vice Provost

Institution
University of Alaska Anchorage

Address Information
Country
United States

Street/PO Box
3211 Providence Drive

City
Anchorage

State Zip Zip+4
Alaska 99508

Phone Number (If international, enter country code)
Country Code Area Code City Code Number Extension
907 7861544

Fax Number
Area Code Number
907 7861499

E-mail
ejholmes@alaska.edu

Secondary point of contact. (optional)

Name Information
Prefix First Middle Last Suffix
Yuan-Fang Dong

Title or office
Senior Research Associate

Phone Number (If international, enter country code)
Country Code Area Code City Code Number Extension
907 7864614

Fax Number
Area Code Number
907 7861499

E-mail
ydong@alaska.edu

Preliminary Questions

1 (A2.1). Number of years of undergraduate study:

- One year
- Two years (lower division, junior, community college)
- Two years (upper division)
- Three years
- Four years
- Five years
- Six years
- Graduate
- First Professional

2 (CDS A5). Degrees offered by your institution:

- Certificate
- Diploma
- Associate

-
- Transfer
- Terminal
- Bachelor's
- Postbachelor's certificate
- Master's
- Post-master's certificate
- Doctoral degree - research/scholarship
- Doctoral degree - professional practice
- Doctoral degree - other

3 (CDS C6). Do you have an open admission policy, under which virtually all secondary school graduates or students with GED equivalency diplomas are admitted without regard to academic record, test scores, or other qualifications?

Requests for modification of open admissions requirements should be made by email to collegesurvey@collegeboard.org.

If so, check which applies:

- Open admission policy as described above for all students

Open admission policy as described above for most students, but

- selective admission for out-of-state students
- selective admission to some programs

3.1 (C6.1). Please use the following lines to write a brief statement about how your admission decisions are reached. If your institution has an open admission policy but has specific admission criteria for certain groups of students or for certain programs, explain those qualifications here.

For the bachelor's program, minimum high school GPA of 2.5 and either SAT, ACT or UAA-approved test scores; high school graduates with GPAs between 2.0 and 2.49 admitted on probation. Alternatively, applicants must have successful completion of the GED and either SAT,

4 (C24.0). Does your institution enroll international students?

- Yes
- No

5 (CDS D1). Fall Applicants

Does your institution enroll transfer students?

- Yes
- No

7 (F5.0). Are intercollegiate, intramural, or club sports offered by your institution?

- Yes
- No

A. General Information

CDS A1. General Address Information

Name of College or University

University of Alaska Anchorage

Mailing Address

Country

United States ▼

Street/PO Box

3211 Providence Drive

City

Anchorage

State

Alaska ▼

Zip

99508

Zip+4

Street Address (if different)

Country

United States

Street/PO Box

3211 Providence Drive

City

Anchorage

State

Alaska

Zip

99508

Zip+4

4614

WWW Home Page Address

www.uaa.alaska.edu

Main Phone Number (If international, enter country code)

Country Code

Area Code
City Code

907

Number

7861800

Extension

Admissions Phone Number

Area Code

907

Number

7861480

Extension

Admissions Toll-Free Number

Area Code

Number

Extension

Admissions Fax Number

Area Code

907

Number

7864888

Admissions Office Mailing Address

Country

United States

Street/PO Box 1

PO Box 141629

Street/PO Box 2

3901 Old Seward Highway

City

Anchorage

State

Alaska

Zip

99514

Zip+4

1629

Admissions E-mail Address

admissions@alaska.edu

If there is a separate URL for your school's online application, please specify:

https://uaonline.alaska.edu/

[The College Board will link to this form from your College Search profile.]

If there is a separate URL for your school's online inquiry or request information form, please specify:

https://www.uaa.alaska.edu/admissions/request-info.cshtml

[The College Board will link to this form from your College Search profile.]

If you have a mailing address other than the above to which applications should be sent, please provide:

Country

Street/PO Box 1

Street/PO Box 2

City

State Zip Zip+4

Region/Province Postal Code

A1.1. College nickname (e.g., LSU, Penn State, Pitt):

A1.2. College team name (e.g., Blue Devils, Bulldogs, Panthers):

A1.3. If your institution has a student newspaper, what is its name?

If the publication has a URL, please supply it here:

A1.4. Indicate the social media sites your institution has an official presence on by completing the URLs below:

Facebook: (facebook.com/_____)

Instagram: (instagram.com/_____)

Tumblr: (_____.tumblr.com)

Twitter: (twitter.com/_____)

YouTube: (youtube.com/user/_____)

Other social channels

CDS A2. Source of institutional control:

- Public
- Private (Nonprofit)
- Proprietary

CDS A3. Classify your undergraduate institution:

- Coeducational College
- Men's College
- Women's College

A3.1. Check the one response that best describes the location of your institution:

- Very large city (over 500,000)
- Large city (250,000 - 499,999)
- Small city (50,000 - 249,999)
- Large town (10,000 - 49,999)
- Small town (2,500 - 9,999)
- Rural community (under 2,500)

A3.2. Place your institution geographically; give mileage from nearest large city or town.

A3.3. Campus environment:

- Urban
- Suburban
- Rural

CDS A4. Academic year calendar:

- Semester
- Quarter
- Trimester
- 4-1-4

- Continuous
- Differs by program

Other (specify):

A4.2. Summer offerings

- Extensive undergraduate courses available
- Limited undergraduate courses available

A4.3. Extended class availability

- Extensive evening or early morning classes at the undergraduate level (evenings after 6:00 PM)
- Saturday classes available at the undergraduate level

A6. For 2-year colleges: Can one complete bachelor's degree programs on campus

- Yes
- No

A7. For degrees formerly known as "first professional" degrees, see the checklist (L1) that precedes the List of Majors (L2), which is found at the end of the survey.

A8. Religious affiliation, if any:

Religious affiliation, if different from above:

A9. Check the responses that best describe your institution; choose no more than two.

- Agricultural College
- Bible College
- Branch Campus
- Career College
- College of Business
- College of Engineering
- College of Health Sciences
- College of Music
- College of Nursing
- College of Performing Arts
- College of Pharmacy
- College of Visual Arts
- Community College
- Culinary School
- Junior College
- Liberal Arts College/College of Arts and Sciences
- Maritime College
- Military College
- Rabbinical College
- School of Mortuary Science
- Seminary College
- Teachers College/College of Education
- Technical College
- University
- Virtual (no physical campus)

Free response:

A10. List any unique facilities available to undergraduate students at your institution (e.g., college-operated museums, observatories, accelerators, nature preserves or other unusual facilities).

small business development center, planetarium and visualization theater, Confucius Institute

A11. Provide additional information about general characteristics of your institution not covered elsewhere.

B. Enrollment and Persistence

CDS B1. **Institutional Enrollment - Men and Women.** Provide numbers of students for each of the following categories as of the institution's official fall reporting date or as of October 15, 2016. Note: Report students formerly designated as "first professional" in the graduate cells.

	FULL-TIME		PART-TIME	
	Male	Female	Male	Female
Undergraduates				
Degree-seeking, first-time freshmen	618	704	196	307
Other first-year, degree-seeking	499	496	432	671
All other degree-seeking	1986	2257	1346	2331
<i>Total degree-seeking</i>	3103	3457	1974	3309
All other undergraduates enrolled in credit courses	253	266	1325	2016
<i>Total undergraduates</i>	3356	3723	3299	5325
Graduate				
Degree-seeking, first-time	21	36	26	41
All other degree-seeking	50	82	146	323
All other graduates enrolled in credit courses				
<i>Total graduate</i>	71	118	172	364

Total all undergraduates: 15703

Total all graduate students: 725

Total full-time undergraduate degree-seeking students: 6560

Total of all undergraduate degree-seeking students: 11843

CDS B2. **Enrollment by Racial/Ethnic Category.** Provide numbers of undergraduate students for each of the following categories as of the institution's official fall reporting date or as of October 15, 2016. Include international students only in the category "Nonresident aliens." Complete the "Total Undergraduates" column only if you cannot provide data for the first two columns. Report as your institution reports to IPEDS: persons who are Hispanic should be reported only on the Hispanic line, not under any race, and persons who are non-Hispanic multi-racial should be reported only under "Two or more races."

	Degree-Seeking, First-Time First-Year	Degree-Seeking Undergraduates (include first-time, first-year)	Total Undergraduates (both degree- and non-degree seeking)
Nonresident aliens	39	221	273
Hispanic/Latino	141	920	1150
Black or African American, non-Hispanic	63	447	550
White, non-Hispanic	883	6666	8809
American Indian or Alaska Native, non-Hispanic	156	692	913
Asian, non-Hispanic	181	998	1162
Native Hawaiian or other Pacific Islander, non-Hispanic	19	91	104
Two or more races, non-Hispanic	265	1410	1697
Race and/or ethnicity unknown	78	398	1045

Total

B2.1. Nonresident alien graduate enrollment

Graduates

Nonresident aliens

B2.2. What percentage of degree-seeking students are enrolled in the following programs?
(Estimates are acceptable.)

Transfer (University parallel)

Vocational/technical

What percentage of enrolled students have already obtained an associate degree:

B2.3. What percentage of enrolled students have already obtained a bachelor's degree or higher?
(Estimates are acceptable.)

Persistence

CDS B3. Number of degrees awarded by your institution from July 1, 2015 to June 30, 2016:

- Certificate/diploma
- Associate degrees
- Bachelor's degrees
- Postbachelor's certificates
- Master's degrees
- Post-master's certificates
- Doctoral degrees - research/scholarship
- Doctoral degrees - professional practice
- Doctoral degrees - other

(The next question is CDS B11.)

Graduation Rates

The following items correspond to data elements collected by the IPEDS Web-based Data Collection System's Graduation Rate Survey (GRS). For complete instructions and definitions of data elements, see the IPEDS GRS instructions and glossary on the 2016 Web-based survey. Please provide data for the Fall 2010 cohort if available. If not available, provide data for the Fall 2009 cohort.

Report for the cohort of full-time first-time bachelor's (or equivalent) degree-seeking undergraduate students who entered in Fall 2010. Include in the cohort those who entered your institution during the summer term preceding Fall 2010.

CDS B11. Six-year graduation rate for 2010 cohort:

Six-year graduation rate for 2009 cohort:

For the following question, please use the same methodology and exclusions used in calculating B11 to calculate the six-year graduation rate for Federal Pell Grant recipients in the 2010 cohort. If not available, provide data for the Fall 2009 cohort.

B11.1. Six-year graduation rate for recipients of a Federal Pell Grant in the 2010 cohort:

Six-year graduation rate for recipients of a Federal Pell Grant in the 2009 cohort:

Retention Rates

Report for the cohort of all full-time, first-time bachelor's (or equivalent) degree-seeking undergraduate students who entered in Fall 2015 (or the preceding summer term). The initial cohort may be adjusted for students who departed for the following reasons: death, permanently disabled, service in the armed forces, foreign aid service of the federal government or official church missions. No other adjustments to the initial cohort should be made.

CDS B22. For the cohort of all full-time bachelor's (or equivalent) degree-seeking undergraduate students who entered your institution as freshmen in Fall 2015 (or the preceding summer term), what percentage was enrolled at your institution as of the date your institution calculates its official enrollment in Fall 2016?

B24. What percentage of freshmen who enrolled in Fall 2015 completed the academic year in good standing?
("Good standing" is defined by individual institutions according to their own standards.)

B26. What percentage of graduates of 2-year transfer programs typically enter 4-year programs?

B28. Percentage of graduates of 4-year programs who typically continue their education within one year of receiving their bachelor's degrees.

Percent who enter law school

Percent who enter medical school

Percent who enter MBA programs

Percent who enter other graduate programs

Percent who enter graduate programs (total)

C. Freshman Admission

Freshman Admission

C. Director of Admission

Prefix First Middle Last Suffix
 Cathy Ewing

Title

Phone Number
 Area Code Number Extension

E-mail

First-Time, First-Year (Freshman) Admission

CDS C1. **First-time, first-year (freshman) students:** Provide the number of degree-seeking first-time, first-year students who applied, were admitted, and enrolled (full- or part-time) in Fall 2016. Include early decision, early action, and students who began studies during summer in this cohort. Applicants should include only those students who fulfilled the requirements for consideration for admission (i.e., who completed actionable applications) and who have been notified of one of the following actions: admission, nonadmission, placement on waiting list, or application withdrawn (by applicant or institution). Admitted applicants should include wait-listed students who were subsequently offered admission.

Total first-time, first-year (freshman) men who applied

Total first-time, first-year (freshman) women who applied

Total first-time, first-year (freshman) men admitted

Total first-time, first-year (freshman) women admitted

Total full-time, first-time, first-year (freshman) men who enrolled

Total part-time, first-time, first-year (freshman) men who enrolled

Total full-time, first-time, first-year (freshman) women who enrolled

Total part-time, first-time, first-year (freshman) women who enrolled

Total first-time, first-year (degree-seeking) **applied**

Total first-time, first-year (degree-seeking) **admitted**

Total first-time, first-year (degree-seeking) **enrolled**

CDS C2. Freshman wait-listed students (students who met admission requirements but whose final admission was contingent on space availability).

Do you have a policy of placing students on a waiting list?

Yes

No

If yes, please answer the questions below for Fall 2016 admissions:

Number of qualified applicants offered a place on waiting list

Number accepting a place on the waiting list

Number of wait-listed students admitted

Is your waiting list ranked?

Yes

No

If yes, do you release that information to students?

Yes

No

Do you release that information to school counselors?

Yes

No

Admission Requirements

CDS C3. High school completion requirement.

Check the appropriate box to identify your high school completion requirement for degree-seeking entering students

High school diploma is required and GED is accepted

High school diploma is required and GED is not accepted

High school diploma or equivalent is not required

C3.1. Indicate any special admission requirements for home-schooled applicants that are *in addition to* those required of all applicants:

Statement describing home school structure and mission

Transcript / record of courses and grades

State high school equivalency certificate

Interview

Letter of recommendation from person other than parent

If you have other special requirements or policies for home-schooled applicants, please describe here:

CDS C4. Does your institution require or recommend a general college preparatory program for degree-seeking students?

Require

Recommend

Neither require nor recommend

CDS C5. **Distribution of high school units required and/or recommended.** Specify the distribution of academic high school course units required and/or recommended of all or most degree-seeking students using Carnegie units (one unit equals one year of study or its equivalent). If you use a different system for calculating units, please convert.

	Units required	Units recommended
Total Academic	<input type="text"/>	<input type="text"/>
English	<input type="text"/>	<input type="text"/>
Math	<input type="text"/>	<input type="text"/>
Science	<input type="text"/>	<input type="text"/>
Of these, units that must be lab	<input type="text"/>	<input type="text"/>
Foreign Language	<input type="text"/>	<input type="text"/>

Social Studies	<input type="text"/>	<input type="text"/>
History	<input type="text"/>	<input type="text"/>
Computer Science	<input type="text"/>	<input type="text"/>
Visual/Performing Arts	<input type="text"/>	<input type="text"/>
Academic Elective	<input type="text"/>	<input type="text"/>

Other (specify):

Requirements vary by program.

CDS C7. Relative importance of each of the following academic and nonacademic factors in your first-time, first-year, degree-seeking (freshman) admission decisions.

	Very Important	Important	Considered	Not considered
Academic				
Rigor of secondary school record	<input type="radio"/>	<input type="radio"/>	<input type="radio"/>	<input type="radio"/>
Class Rank	<input type="radio"/>	<input type="radio"/>	<input type="radio"/>	<input type="radio"/>
Academic GPA	<input type="radio"/>	<input type="radio"/>	<input type="radio"/>	<input type="radio"/>
Recommendations	<input type="radio"/>	<input type="radio"/>	<input type="radio"/>	<input type="radio"/>
Standardized Test Scores	<input type="radio"/>	<input type="radio"/>	<input type="radio"/>	<input type="radio"/>
Application Essay	<input type="radio"/>	<input type="radio"/>	<input type="radio"/>	<input type="radio"/>
Nonacademic				
Interview	<input type="radio"/>	<input type="radio"/>	<input type="radio"/>	<input type="radio"/>
Extracurricular Activities	<input type="radio"/>	<input type="radio"/>	<input type="radio"/>	<input type="radio"/>
Talent/Ability	<input type="radio"/>	<input type="radio"/>	<input type="radio"/>	<input type="radio"/>
Character/Personal Qualities	<input type="radio"/>	<input type="radio"/>	<input type="radio"/>	<input type="radio"/>
First generation	<input type="radio"/>	<input type="radio"/>	<input type="radio"/>	<input type="radio"/>
Alumni/ae Relation	<input type="radio"/>	<input type="radio"/>	<input type="radio"/>	<input type="radio"/>
Geographical Residence	<input type="radio"/>	<input type="radio"/>	<input type="radio"/>	<input type="radio"/>
State Residency	<input type="radio"/>	<input type="radio"/>	<input type="radio"/>	<input type="radio"/>
Religious Affiliation or Commitment	<input type="radio"/>	<input type="radio"/>	<input type="radio"/>	<input type="radio"/>
Racial/ethnic status	<input type="radio"/>	<input type="radio"/>	<input type="radio"/>	<input type="radio"/>
Volunteer Work	<input type="radio"/>	<input type="radio"/>	<input type="radio"/>	<input type="radio"/>
Work Experience	<input type="radio"/>	<input type="radio"/>	<input type="radio"/>	<input type="radio"/>
Level of applicant's interest	<input type="radio"/>	<input type="radio"/>	<input type="radio"/>	<input type="radio"/>

C7.1. Indicate your admission policies on interviews, auditions, portfolios and essays:

Interviews required

Essay or personal statement required

Other:

Interview and essay requirements vary according to program.

C7.2. Describe any special admission requirements or procedures for students with learning disabilities:

Make an appointment with Disability Support Services, provide current diagnostic and evaluative reports, and request reasonable accommodations that are supported by documentation.

SAT and ACT Policies

CDS C8. Entrance exams

A. Does your institution make use of SAT, ACT, or SAT Subject Test scores in **admission** decisions for first-time, first-year, degree-seeking applicants?

Yes

No

If yes, place check marks in the appropriate boxes below to reflect your institution's policies for use in admission for **Fall 2018**.

	Require	Recommend	Require for Some	Consider if Submitted	Not Used
SAT or ACT	<input type="checkbox"/>	<input type="checkbox"/>	<input type="checkbox"/>	<input type="checkbox"/>	<input type="checkbox"/>
ACT only	<input type="checkbox"/>	<input type="checkbox"/>	<input type="checkbox"/>	<input type="checkbox"/> ⚠	<input type="checkbox"/>
SAT only	<input type="checkbox"/>	<input type="checkbox"/>	<input type="checkbox"/>	<input type="checkbox"/> ⚠	<input type="checkbox"/>
SAT and SAT Subject Tests or ACT	<input type="checkbox"/>	<input type="checkbox"/>	<input type="checkbox"/>	<input type="checkbox"/>	<input type="checkbox"/>
SAT Subject Tests	<input type="checkbox"/>	<input type="checkbox"/>	<input type="checkbox"/>	<input type="checkbox"/> ⚠	<input type="checkbox"/>

B. If your institution will make use of the ACT in **admission** decisions for first-time, first-year, degree-seeking applicants for **Fall 2018**, please indicate which ONE of the following applies (regardless of whether the writing score will be used in the admissions process):

- ACT with Writing required
- ACT with Writing recommended
- ACT with or without Writing accepted

If your institution will make use of the SAT in **admission** decisions for first-time, first-year, degree-seeking applicants for **Fall 2018**, please indicate which ONE of the following applies (regardless of whether the Essay score will be used in the admissions process). Please note: The College Board launched a redesigned SAT in Spring 2016 that has an optional Essay component.

- SAT with Essay required
- SAT with Essay recommended
- SAT with or without Essay accepted

C. Indicate how your institution will use the **SAT or ACT essay component**; check all that apply:

	SAT essay	ACT essay
For admission	<input type="checkbox"/>	<input type="checkbox"/>
For placement	<input type="checkbox"/>	<input type="checkbox"/>
For advising	<input type="checkbox"/>	<input type="checkbox"/>
In place of an application essay	<input type="checkbox"/>	<input type="checkbox"/>
As a validity check on the application essay	<input type="checkbox"/>	<input type="checkbox"/>
No college policy as of now	<input type="checkbox"/>	<input type="checkbox"/>
Not using essay component	<input type="checkbox"/>	<input type="checkbox"/>

D. **In addition**, does your institution use applicants' test scores for academic advising?

- Yes
- No

E. Latest date by which SAT or ACT scores must be received for fall-term admission? (MM/DD)

Latest date by which SAT Subject Test scores must be received for fall-term admission? (MM/DD)

F. If necessary, use this space to clarify your test policies (e.g., if tests are recommended for some students or if tests are not required of some students)

G. Please indicate which tests your institution uses for **placement**:

- ⚠ SAT
- ⚠ ACT
- SAT Subject Tests
- AP
- CLEP
- ⚠ Institutional exam
- State exam

If State exam is selected above, please specify:

- C8.1. For Puerto Rico colleges/universities only:
 The Prueba de Evaluacion y Admision Universitaria (the PAA and the Pruebas de Aprovechamiento en Ingles, Espanol y Matematicas) is required of applicants to the freshman class. If you require or accept the SAT Reasoning Test or ACT of applications from the U.S. mainland, indicate in the free response below (C 8.3).
- Yes
- No

(The next question is C8.3)

- C8.3. If necessary, explain or provide additional information about your admissions policies:

- C8.4. **SAT Score-Use Practice.** In order to help students make an informed choice about the scores they send, the College Board collects SAT score-use practices from every college, university or scholarship program that chooses to provide us with the requested information. Please indicate how your institution uses SAT scores for the admissions process by selecting one from the list of practices below. Each SAT Score-Use Practice is followed by its Student-Focused Description. Because the essay score policies are reported separately, base your score use practice on the two sections (Evidence-Based Reading and Writing, and Math).

Please note: If your institution already has a practice on file with the College Board, it will be displayed below. You can either keep or change your score-use practice.

Highest Section Scores Across Test Dates Version 1 (Evidence-Based Reading and Writing, Math)

- [Your Institution's name here] has indicated that it considers your highest section scores across all SAT test dates that you submit. Feel free to send any additional scores that you want to make available to [your Institution's name here].

Highest Section Scores Across Test Dates Version 2 (Evidence-Based Reading and Writing, Math)

- [Your Institution's name here] has indicated that it considers your highest section scores across all SAT test dates that you submit. Only your highest section scores will be considered as part of the final admissions decision. Each time you submit scores, [your Institution's name here] will update your record with any new high scores.

[Your Institution's name here] strongly encourages you to submit your scores each time you take the SAT. Sending your scores each time you take the SAT can benefit you by allowing [your Institution's name here] to consider you for all available enrollment opportunities.

Single Highest Test Date Version 1 (Sum of Evidence-Based Reading and Writing + Math)

- [Your Institution's name here] has indicated that it considers the SAT scores from you single highest test date (the sum of Evidence-Based Reading and Writing + Math). Feel free to send any additional scores that you want to make available to [your Institution's name here].

Single Highest Test Date Version 2 (Sum of Evidence-Based Reading and Writing + Math)

- [Your Institution's name here] has indicated that it considers the SAT scores from your single highest test date (the sum of Evidence-Based Reading and Writing + Math). Only your highest scores will be considered as part of the final admissions decision. Each time you submit scores, [your Institution's name here] will update your record with any new high scores.

[Your Institution's name here] strongly encourages you to submit your scores each time you take the SAT. Sending your scores each time you take the SAT can benefit you by allowing [your Institution's name here] to consider you for all available enrollment-related opportunities.

All SAT Scores Required for Review

- [Your Institution's name here] has indicated that it considers all SAT scores in its review process and requires that you submit all SAT scores from all test dates.

Contact Institution for Information

- Please contact [your Institution's name here] for information about its use of SAT scores.
- If your institution has provided a URL for its web site, the Student-Focused Description will read:
 For information about [your Institution's name here]'s use of SAT scores, please visit [your Institution's name here]'s web site at [[your University name here]'s URL], which is owned by [your Institution's name here]. If you encounter any problems, please contact [your Institution's name here] directly.

Freshman Profile

Provide percentages for **ALL enrolled, degree-seeking, full-time and part-time, first-time, first-year (freshman) students** enrolled in Fall 2016, including students who began studies during summer, international students/nonresident aliens, and students admitted under special arrangements.

- CDS C9. **Percent and number of first-time, first-year (freshman) students enrolled in Fall 2016 who submitted national standardized (SAT/ACT) test scores.** Include information for **ALL enrolled, first-time, first-year (freshman) degree-seeking students who submitted test scores.** Do not include partial test scores (e.g., mathematics scores but not critical reading for a category of students) or combine other standardized test results (such as TOEFL) in this item. Do not convert SAT scores to ACT scores and vice versa. **Do** convert New SAT scores (2016) to Old SAT scores using the College Board's concordance tools and tables (sat.org/concordance).

The 25th percentile is the score that 25 percent scored at or below the 75th percentile score is the one that 25 percent scored at or above.

	Fall 2016	Fall 2015 (prior year data for reference)
Percent submitting SAT scores	25 <input type="text"/>	38 <input type="text"/>

Percent submitting ACT scores 31

	Fall 2016		Fall 2015 (prior year data for reference)	
	25th Percentile	75th Percentile	25th Percentile	75th Percentile
SAT Critical Reading	<input type="text" value="440"/>	<input type="text" value="590"/>	440	580
SAT Math	<input type="text" value="440"/>	<input type="text" value="580"/>	440	570
SAT Writing	<input type="text" value="430"/>	<input type="text" value="540"/>	430	550
SAT Essay	<input type="text" value="6"/>	<input type="text" value="8"/>	6	8
ACT Composite	<input type="text" value="17"/>	<input type="text" value="24"/>	17	24
ACT Math	<input type="text" value="17"/>	<input type="text" value="24"/>	17	25
ACT English	<input type="text" value="15"/>	<input type="text" value="24"/>	16	23
ACT Reading	<input type="text" value="17"/>	<input type="text" value="26"/>	17	26
ACT Science	<input type="text" value="18"/>	<input type="text" value="24"/>	18	24
ACT Writing	<input type="text" value=""/>	<input type="text" value=""/>		

Percent of first-time, first-year (freshman) students with scores in each range:

	Fall 2016			Fall 2015 (prior year data for reference)		
	SAT Critical Reading	SAT Math	SAT Writing	SAT Critical Reading	SAT Math	SAT Writing
700-800	<input type="text" value="3"/>	<input type="text" value="1"/>	<input type="text" value="2"/>	3	2	1
600-699	<input type="text" value="19"/>	<input type="text" value="18"/>	<input type="text" value="9"/>	18	15	12
500-599	<input type="text" value="35"/>	<input type="text" value="38"/>	<input type="text" value="33"/>	37	40	32
400-499	<input type="text" value="29"/>	<input type="text" value="30"/>	<input type="text" value="40"/>	28	32	40
300-399	<input type="text" value="13"/>	<input type="text" value="12"/>	<input type="text" value="14"/>	13	9	13
200-299	<input type="text" value="1"/>	<input type="text" value="1"/>	<input type="text" value="2"/>	1	2	2
Total	100%	100%	100%	100%	100%	100%

	Fall 2016					Fall 2015 (prior year data for reference)				
	ACT Composite	ACT English	ACT Math	ACT Reading	ACT Science	ACT Composite	ACT English	ACT Math	ACT Reading	ACT Science
30-36	<input type="text" value="3"/>	<input type="text" value="5"/>	<input type="text" value="3"/>	<input type="text" value="12"/>	<input type="text" value="3"/>	2	5	2	13	3
24-29	<input type="text" value="24"/>	<input type="text" value="21"/>	<input type="text" value="30"/>	<input type="text" value="22"/>	<input type="text" value="24"/>	27	19	31	22	24
18-23	<input type="text" value="48"/>	<input type="text" value="40"/>	<input type="text" value="36"/>	<input type="text" value="40"/>	<input type="text" value="53"/>	45	42	40	39	52
12-17	<input type="text" value="24"/>	<input type="text" value="27"/>	<input type="text" value="31"/>	<input type="text" value="23"/>	<input type="text" value="18"/>	25	25	27	24	19
6-11	<input type="text" value="1"/>	<input type="text" value="7"/>	<input type="text" value=""/>	<input type="text" value="3"/>	<input type="text" value="2"/>	1	9		2	2
Below 6	<input type="text" value=""/>	<input type="text" value=""/>	<input type="text" value=""/>	<input type="text" value=""/>	<input type="text" value=""/>					
Total	100%	100%	100%	100%	100%	100%	100%	100%	100%	100%

CDS C10. Percent of all degree-seeking, first-time, first-year (freshman) enrolled students who had high school class rank within each of the following ranges. (Report information for those students from whom you collected high school rank information.)

- Percent in top tenth of high school graduating class
- Percent in top quarter of high school graduating class
- Percent in top half of high school graduating class
- Percent in bottom half of high school graduating class
- Percent in bottom quarter of high school graduating class
- Percent of total first-time, first-year (freshman) students who submitted high school class rank

CDS C11. Percent of all enrolled, degree-seeking, first-time, first-year (freshman) students who had high school grade-point averages within each of the following ranges (using 4.0 scale); report information only for those students from whom you collected high school GPA.

- Percent who had GPA of 3.75 and higher
- Percent who had GPA between 3.50 and 3.74

- Percent who had GPA between 3.25 and 3.49
- Percent who had GPA between 3.00 and 3.24
- Percent who had GPA between 2.50 and 2.99
- Percent who had GPA between 2.0 and 2.49
- Percent who had GPA between 1.0 and 1.99
- Percent who had GPA below 1.0

(The next question is CDS C13.)

Admission Policies and Procedures: Fall 2018

CDS C13. Application fee

Does your institution have an application fee?

- Yes
- No

Amount of application fee \$

Can it be waived for applicants with financial need?

- Yes
- No

If you have an application fee and an online application option, indicate policy for students who apply online:

- Same fee
- Free
- Reduced


Can online application fee be waived for applicants with financial need?

- Yes
- No

C13.1. If the fee is different for out-of-state applicants, please indicate the fee here

\$

C13.2. Indicate which applications you accept. Check all that apply.

-  Online through college's own Web site
- Common Application
- Universal Application
- Coalition Application
- Other


If your institution's application can be accessed online, indicate policy for submission of the application

- Online submission accepted
- Online submission required
- Paper application required

CDS C14. Application closing date

Does your institution have an application closing date?

- Yes
- No

Application closing date (fall) (MM/DD) 

(Closing date requested above is for Fall 2018-2019 term.)

Priority date (MM/DD)

(Priority date requested above is for Fall 2018-2019 term.)

[Note: Fall 2018-2019 application closing date and priority date will be updated to the College Board website on May 1, 2017. Until then we will continue to display the Fall 2017-2018 closing date and priority date collected in last year's survey.]

C14.1. Application closing date (if any) is:

- receipt date

postmark date

(The next question is CDS C16.)

CDS C16. Notification to applicants of admission decision sent (fill in one only)

On a rolling basis

Yes

No

Beginning date (MM/DD)

By date (MM/DD)

Other:

CDS C17. Reply policy for admitted applicants (fill in one only)

Must reply by date (MM/DD)

No set date

Yes

No

Must reply by May 1 (CRDA) or within

weeks if notified thereafter

Other

Deadline for housing deposit:

MM/DD

Amount of housing deposit \$

Refundable if student does not enroll?

Yes, in full

Yes, in part

No

C17.1. Check here if your institution observes the terms of the [Candidates Reply Date Agreement \(CRDA\)](#).

CDS C18. **Deferred admission:** Does your institution allow students to postpone enrollment after admission?

Yes

No

CDS C19. **Early Admission of high school students:** Does your institution allow high school students to enroll as full-time, first-year (freshman) students one year or more before high school graduation?

Yes

No

C20. If necessary, explain or qualify your fall term application procedures:

Early Decision and Early Action Plans

CDS C21. **Early decision:** Does your institution offer an early decision plan (an admission plan that permits students to apply and be notified of an admission decision well in advance of the regular notification date and that asks students to commit to attending if accepted) for first-time, first-year (freshman) applicants for fall enrollment?

Yes

No

If "yes", please complete the following:

First or only early decision plan closing date (MM/DD)

First or only early decision plan notification date (MM/DD)

Other early decision plan closing date (MM/DD)

Other early decision plan notification date (MM/DD)

For the Fall 2016 entering class:

Number of early decision applications received by your institution

Number of applicants admitted under early decision plan

Please provide additional details about your early decision plan, if necessary:

CDS C22. **Early action:** Do you have a nonbinding early action plan whereby students are notified of an admission decision well in advance of the regular notification date but do not have to commit to attending your college?

Yes

No

If yes, please complete the following:

Early action closing date (MM/DD)

Early action notification date (MM/DD)

Is your early action plan a "restrictive" plan under which you limit students from applying to other early plans?

Yes

No

C22.1. Early action applications for Fall 2016

Number of early action applications received by your institution

Number of applicants admitted under early action plan

Number of applicants enrolled under early action plan

(The next question is C24.0)

International Admission

C24.0. International Admission Policies

Contact Information

Prefix	First	Middle	Last	Suffix
<input type="text"/>	David	<input type="text"/>	Racki	<input type="text"/>

Office students should contact

Phone Number

Area Code Number Extension

Fax Number

Area Code Number

E-mail

C24. Do you want your institution listed in the College Board's International Student Handbook? There is no charge for this listing.

Yes

No

C25. SAT/ACT policies for undergraduate international students

	Require	Recommend	Require for Some	Consider if Submitted
SAT or ACT	<input checked="" type="checkbox"/>	<input type="checkbox"/>	<input type="checkbox"/>	
ACT only	<input type="checkbox"/>	<input type="checkbox"/>	<input type="checkbox"/>	<input type="checkbox"/>
SAT only	<input type="checkbox"/>	<input type="checkbox"/>	<input type="checkbox"/>	<input type="checkbox"/>
SAT and SAT Subject Tests or ACT	<input type="checkbox"/>	<input type="checkbox"/>	<input type="checkbox"/>	
SAT Subject Tests	<input type="checkbox"/>	<input type="checkbox"/>	<input type="checkbox"/>	<input type="checkbox"/>

C26. Is TOEFL generally required of nonresident alien applicants?

Yes

No

C27. What is the minimum score you require for unconditional admission?

TOEFL Internet-based Test (iBT) (Range 0-120)

What is the average score of accepted applicants?

Internet-based Test (iBT) (Range 0-120)

C28. Is conditional academic admission offered to applicants whose English skills will not permit them to pursue academic course work in their first term?

Conditional admission based on English language proficiency.

C29. Application fee for undergraduate international students:

\$

C30. Fall 2018 application closing date for undergraduate international students:

MM/DD 

Check here if the application deadline is in the calendar year prior to year of entry (that is, in 2017)

No closing date

C31. Indicate the maximum number of credits that international undergraduate students may take during all summer sessions in a single academic year:

(The next question is C33.)

C33. List services available to international students


- International student adviser
- Special international student orientation program
- Housing during summer months for international students
- ESL Program ON CAMPUS for international students

Adult Student Admission Policies

C34. Test policies for adult students (check all that apply):




- Test policies are the same as described in question C8.
- SAT/ACT test scores are not required.
- SAT/ACT test scores not required if applicant is over years of age.
- SAT/ACT test scores not required if applicant is out of high school years or more

Other test policies for adult students:



D. Transfer Admission

CDS D2. Provide the number of students who applied, were admitted, and enrolled as degree-seeking transfer students in Fall 2016.

	Applicants	Admitted applicants	Enrolled applicants
Total	<input type="text" value="1447"/> 	<input type="text" value="1103"/> 	<input type="text" value="674"/> 

Application for Admission

CDS D3. Indicate terms for which transfers may enroll:

- Fall
- Winter
- Spring
- Summer

CDS D4. Must a transfer applicant have a minimum number of credits or else apply as an entering freshman?

- Yes
- No

If yes, what is the minimum number of credits?

CDS D5. Check all items required of transfer students to apply for admission.

	Required of All	Recommended of All	Recommended of Some	Required of Some	Not required
High School Transcript	<input type="checkbox"/>	<input type="checkbox"/>	<input type="checkbox"/>	<input checked="" type="checkbox"/>	<input type="checkbox"/>
College Transcript(s)	<input checked="" type="checkbox"/>	<input type="checkbox"/>	<input type="checkbox"/>	<input type="checkbox"/>	<input type="checkbox"/>
Essay or Personal Statement	<input type="checkbox"/>	<input type="checkbox"/>	<input type="checkbox"/>	<input type="checkbox"/>	<input checked="" type="checkbox"/>
Interview	<input type="checkbox"/>	<input type="checkbox"/>	<input type="checkbox"/>	<input type="checkbox"/>	<input checked="" type="checkbox"/>
Standardized Test Scores	<input type="checkbox"/>	<input type="checkbox"/>	<input type="checkbox"/>	<input checked="" type="checkbox"/>	<input type="checkbox"/>
Statement of Good Standing from Prior Institution(s)	<input type="checkbox"/>	<input type="checkbox"/>	<input type="checkbox"/>	<input type="checkbox"/>	<input checked="" type="checkbox"/>

CDS D6. If minimum high school grade point average is required of transfer applicants, specify (on a 4.0 scale):

CDS D7. If a minimum college grade point average is required of transfer applicants, specify (on a 4.0 scale):

(The next question is CDS D9.)

CDS D9. List application priority, closing, notification, and candidate reply dates for transfer students. If applications are reviewed on a continuous or rolling basis, place a check mark in the "Rolling admission" column.

	Priority date (MM/DD)	Closing date (MM/DD)	Notification date (MM/DD)	Reply date (MM/DD)	Rolling admission
Fall	<input type="text"/>	<input type="text"/>	<input type="text"/>	<input type="text"/>	<input type="checkbox"/>

CDS D10. Does an open admission policy, if reported, apply to transfer students?

Yes

No

CDS D11. Describe additional requirements for transfer admission, if applicable:

Transfer Credit Policies

CDS D12. Report the lowest grade earned for any course that may be transferred for credit (use a 4.0 scale):

CDS D13. Maximum number of credits or courses that may be transferred from a two-year institution:

CDS D14. Maximum number of credits or courses that may be transferred from a four-year institution:

CDS D15. Minimum number of credits that transfer students must complete at your institution to earn an associate degree:

CDS D16. Minimum number of credits that transfer students must complete at your institution to earn a bachelor's degree:

CDS D17. Describe other transfer credit policies:

Students with fewer than 30 credits require test scores and high school transcript. Credit transferred from regionally accredited institutions only. Minimum number of credits may vary depending on degree program.

Institutions To Which/From Which Students Transfer

D18. To which institutions did most of your students transfer last year? (List no more than 5.)

D19. Transfer students entered your institution last year from which 2-year institutions? (List no more than 5.)

Special Services

D20. What special services does your institution offer to students transferring INTO your institution:

- Adviser
- Orientation
- Re-entry adviser
- Pre-admission transcript evaluation (determination of what courses will transfer)

What special services does your institution offer to students transferring OUT OF your institution:

- Transfer center
- Transfer adviser
- College fairs/transfer recruitment on campus

D21. Transfer students accepted at the following levels:

- First-semester freshman
- Second-semester freshman
- Sophomore
- Junior
- Senior

D22. Percentage of transfer students entering your institution in Fall 2016 at the following levels:

- % Entered as first-semester freshmen
- % Entered as second-semester freshmen
- % Entered as sophomores
- % Entered as juniors
- % Entered as seniors

D23. Percentage of transfer students entering your institution in Fall 2016 from 2-year and 4-year programs:

- % transferred from 2-year programs
- % transferred from 4-year programs

D24. If you have formal articulation programs with other institutions, indicate the names of the institutions. (A formal articulation program is an agreement between two educational institutions, stating specific policies relating to transfer and recognition of academic achievement in order to facilitate the successful transfer of students without duplication of learning.)

E. Academic Offerings and Policies

CDS E1. Special Study Options: Identify those programs available at your institution. Refer to the [Common Data Set \(CDS\) glossary](#) for definitions.

- Accelerated program
- Cooperative education program
- Cross-registration
- Distance learning
- Double major
- Dual enrollment
- English as a Second Language
- Exchange student program (domestic)
- External degree program
- Honors program
- Independent study
- Internships
- Liberal arts/career combination
- Student-designed major
- Study abroad
- Teacher certification program
- Weekend college

Other (specify):

E1.1. Other off-campus study options.

- New York semester
- Semester at sea
- United Nations semester
- Urban semester
- Washington semester

E1.2. Do you offer GED preparation?

- Yes
- No

Are you a GED test center?

- Yes
- No

E1.3. If you have formal partnerships with national corporations, local businesses, or high schools describe them briefly (do not include dual enrollment or outreach programs here):

E1.4. Do you offer license preparation in the following areas?

	Preparation on campus	Exam given on campus
Aviation	<input checked="" type="checkbox"/>	<input checked="" type="checkbox"/>
Dental hygiene	<input type="checkbox"/>	<input checked="" type="checkbox"/>
Nursing	<input type="checkbox"/>	<input checked="" type="checkbox"/>
Occupational Therapy	<input type="checkbox"/>	<input type="checkbox"/>
Paramedic	<input type="checkbox"/>	<input type="checkbox"/>
Physical Therapy	<input type="checkbox"/>	<input type="checkbox"/>
Radiology	<input type="checkbox"/>	<input checked="" type="checkbox"/>
Real Estate	<input type="checkbox"/>	<input checked="" type="checkbox"/>

E1.5. Do you have a separate undergraduate honors college with different admission requirements and different academic offerings?

- Yes
- No

If so, please describe briefly the admission requirements, the number of freshmen admitted (in general) and the academic program.

Students must submit a completed University Honors College application, high school transcript, SAT or ACT scores, essay on personal goals, and a completed reference form from two teachers.

(The next question is E1.7)

E1.7. Programs leading to combined bachelor's/graduate:

	At your institution	In conjunction with another institution
Dentistry (DDS or DMD)	<input type="checkbox"/>	<input type="checkbox"/>
Osteopathic Medicine (DO)	<input type="checkbox"/>	<input type="checkbox"/>
Pharmacy (D.Pharm)	<input type="checkbox"/>	<input checked="" type="checkbox"/>
Podiatry	<input type="checkbox"/>	<input type="checkbox"/>
Master of Business Administration (MBA)	<input checked="" type="checkbox"/>	<input type="checkbox"/>
Medicine (MD)	<input type="checkbox"/>	<input checked="" type="checkbox"/>
Master of Fine Arts (MFA)	<input checked="" type="checkbox"/>	<input type="checkbox"/>
Law (JD or LL.B)	<input type="checkbox"/>	<input type="checkbox"/>
Optometry (OD)	<input type="checkbox"/>	<input type="checkbox"/>
Veterinary Medicine (DVM)	<input type="checkbox"/>	<input type="checkbox"/>

Accounting	<input type="checkbox"/>	<input type="checkbox"/>
Architecture	<input type="checkbox"/>	<input type="checkbox"/>
Chemistry	<input type="checkbox"/>	<input type="checkbox"/>
Education	<input checked="" type="checkbox"/>	<input type="checkbox"/>
Engineering	<input checked="" type="checkbox"/>	<input type="checkbox"/>
Environmental Studies	<input checked="" type="checkbox"/>	<input type="checkbox"/>
Forestry	<input type="checkbox"/>	<input type="checkbox"/>
Mathematics	<input type="checkbox"/>	<input type="checkbox"/>
Nursing	<input checked="" type="checkbox"/>	<input type="checkbox"/>
Occupational Therapy	<input type="checkbox"/>	<input checked="" type="checkbox"/>
Physical Therapy	<input type="checkbox"/>	<input type="checkbox"/>
Psychology	<input type="checkbox"/>	<input checked="" type="checkbox"/>
Social Work	<input checked="" type="checkbox"/>	<input type="checkbox"/>

(The next question is E3)

Academic Support Services

E3. Identify the academic support services offered to students.

- Writing center
- Learning center
- Tutoring
- Remedial instruction
- Pre-admission summer program
- Reduced course load
- Study skills assistance

Other academic support services.

Many programs available to assist non-traditional and/or at-risk students for college success.

E3.1. Are academic support services available:

Evenings (after 6:00PM)

- Yes
- No

Weekends

- Yes
- No

E3.2. Briefly describe any academic programs or services you have in place to assist first generation or other underrepresented students.

E4. If you wish, describe other characteristics of your academic offerings and policies.

E5. Computing on Campus

Are students required to have a personal or laptop computer?

- Yes
- No

Number of college-owned workstations available for general student use.

Location of workstations.

- Dorms
- Library
- Computer center

Student center

Check off if these apply:

Dorms wired for high speed internet connections (e.g. Ethernet, T1, T3).

Dorms wired for access to campus-wide network.

E-mail accounts provided to all students.

Online course registration for freshmen.

Commuter/off-campus students can connect to campus network.

Computer repair service available on campus.

Computer helpline available.

Online library (ability to read books, periodicals, etc. on-line).

Discounted computer software for sale (on-campus store).

Discounted computer hardware for sale (on-campus store).

Student web hosting.

Wireless network.

Placement and Credit by Examination

E6. Information should reflect policies affecting freshmen entering Fall 2018.
Institutional/departmental examinations used for placement, counseling, or credit.

Yes

No

E7. Maximum number of credits awarded for prior work and/or life experiences

E8. Policy limiting hours of credit by examination that may be counted toward a degree:

Hours of credit by examination may be counted toward associate degree

Hours of credit examination may be counted toward a bachelor's degree

Other credit by examination policy

E9. Credit and/or placement awarded for International Baccalaureate?

Yes

No

(The next question is E11.0.)

College Board's Advanced Placement Program (AP)

E11.0. Advanced Placement Official

Prefix	First	Middle	Last	Suffix
<input type="text"/>	<input type="text"/>	<input type="text"/>	<input type="text"/>	<input type="text"/>

Title

Phone Number

Area Code Number	Extension
<input type="text"/>	<input type="text"/>

E-mail

E11. AP Credit and Placement

Describe your institution's use of AP scores. Check all that apply.

Credit awarded for qualifying AP scores

Placement into higher-level courses awarded for qualifying AP scores

Sophomore standing available for qualifying AP scores

E11.1. AP Credit and Placement Policy

a.) Provide a brief description of your institution's AP credit and placement policy

UAA awards credit for satisfactory performance for scores of 3, 4 or 5, depending on the individual test on College Board Advanced Placement examinations. These examinations are normally completed by students during their senior year in high school. A student desiring credit for a

b.) If your institution's AP credit and placement policy information is available online, provide the URL in the space below.

<https://catalog.uaa.alaska.edu/academicpoliciesprocesses/academicstandardsregulations/nontraditionalc>

If this URL does not lead *directly* to the AP credit and policy information, indicate the page on which that information is found or give other instructions for finding AP policy information at this URL:

See the Advanced Placement Program section.

E11.2. AP and Admissions

Describe the relative importance of AP in the college admissions process

- Very important
- Important
- Considered
- Not considered

Provide additional information on the role of AP in your college's admissions process that would be of interest to high school students.

F. Student Life

CDS F1. Percentages of first-time, first-year (freshman) degree-seeking students and degree-seeking undergraduates enrolled in Fall 2016 who fit the following categories:

	First-time, first-year (freshman) students	Undergraduates
Percent who are from out of state (exclude international/nonresident aliens from the numerator and denominator)	7	9
Percent of men who join fraternities		
Percent of women who join sororities		
Percent who live in college-owned, -operated, or -affiliated housing		
Percent who live off campus or commute		
Percent of students age 25 and older	10	47

	First-time, first-year (freshman) students	Undergraduates
Average age of full-time students	19	25
Average age of all students (full- and part-time)	20	28

F1.1. Is your campus considered primarily:

- Residential
- Commuter

CDS F2. Activities offered. Identify those programs available at your institution.

- Campus ministries
- Choral groups
- Concert band
- Dance
- Drama/Theater
- International student organization
- Jazz band
- Literary magazine
- Marching band
- Model UN
- Music ensembles
- Musical theater
- Opera

- Pep Band
- Radio station
- Student government
- Student newspaper
- Student-run film society
- Symphony orchestra
- Television station
- Yearbook

F2.1. Social organizations:

- Fraternities
- Sororities

CDS F3. ROTC (program offered in cooperation with Reserve Officers' Training Corps)

Army ROTC is offered:

On Campus At cooperating institution

-

Naval ROTC is offered:

On Campus At cooperating institution

-

Air Force ROTC is offered:

On Campus At cooperating institution

-

CDS F4. Housing: Check all types of college-owned, -operated, or -affiliated housing available for undergraduates at your institution.

- Coed dorms
- Men's dorms
- Women's dorms
- Apartments for married students
- Apartments for single students
- Special housing for disabled students
- Special housing for international students
- Fraternity/sorority housing
- Cooperative housing
- Theme housing
- Wellness housing (alcohol/drug/smoke-free)
- Gender-neutral housing

Other housing options (specify):

Separate floors available for Alaska Natives studying engineering, nursing students, honor students, language and cultures, first-year students under age 20, healthy lifestyle, quiet lifestyle, WWAMI program, and Far East exchange program.

F4.1. Indicate housing policies at your institution:

- No college-affiliated student housing available
- Guaranteed on-campus housing for freshmen
- Guaranteed on-campus housing for all undergraduates
- Assistance in locating off-campus housing

F4.2. Religious observance required?

- Yes
- No

F4.3. List up to 10 religious, political, ethnic, multi-cultural programs, affinity groups, and social service organizations available on campus:

Alaska Native student organization, African American student associations, Baha'i club, College Republicans, Korean Campus Crusade for Christ, Intersarsity Christian Fellowship, Disability Awareness Club, Student Organization Against Racism

F4.4. Student Life: Please describe any important policies, regulations or requirements:

^
v

F4.5. Are pets allowed in dorm rooms?

- Yes
- No

F4.6. Do you allow first-time, first-year students to have a car on campus?

- Yes
- No

F5. Intercollegiate athletic association membership:

- National Association of Intercollegiate Athletics (NAIA)
- National Collegiate Athletic Association (NCAA)
- National Junior College Athletic Association (NJCAA)
- United States Collegiate Athletic Association (USCAA)
- National Christian College Athletic Association (NCCAA)

F6. Check the intercollegiate, intramural and club sports sponsored by your institution. Indicate if athletic scholarships are available.

	Intercollegiate		Intramural		Scholarship		Club	
	Male	Female	Male	Female	Male	Female	Male	Female
Archery	<input type="checkbox"/>	<input type="checkbox"/>	<input type="checkbox"/>	<input type="checkbox"/>	<input type="checkbox"/>	<input type="checkbox"/>	<input type="checkbox"/>	<input type="checkbox"/>
Badminton	<input type="checkbox"/>	<input type="checkbox"/>	<input type="checkbox"/>	<input type="checkbox"/>	<input type="checkbox"/>	<input type="checkbox"/>	<input type="checkbox"/>	<input type="checkbox"/>
Baseball	<input type="checkbox"/>	<input type="checkbox"/>	<input type="checkbox"/>	<input type="checkbox"/>	<input type="checkbox"/>	<input type="checkbox"/>	<input type="checkbox"/>	<input type="checkbox"/>
Basketball	<input checked="" type="checkbox"/>	<input checked="" type="checkbox"/>	<input checked="" type="checkbox"/>	<input checked="" type="checkbox"/>	<input checked="" type="checkbox"/>	<input checked="" type="checkbox"/>	<input type="checkbox"/>	<input type="checkbox"/>
Bowling	<input type="checkbox"/>	<input type="checkbox"/>	<input type="checkbox"/>	<input type="checkbox"/>	<input type="checkbox"/>	<input type="checkbox"/>	<input type="checkbox"/>	<input type="checkbox"/>
Boxing	<input type="checkbox"/>	<input type="checkbox"/>	<input type="checkbox"/>	<input type="checkbox"/>	<input type="checkbox"/>	<input type="checkbox"/>	<input type="checkbox"/>	<input type="checkbox"/>
Cheerleading	<input type="checkbox"/>	<input type="checkbox"/>	<input checked="" type="checkbox"/>	<input checked="" type="checkbox"/>	<input type="checkbox"/>	<input type="checkbox"/>	<input type="checkbox"/>	<input type="checkbox"/>
Cricket	<input type="checkbox"/>	<input type="checkbox"/>	<input type="checkbox"/>	<input type="checkbox"/>	<input type="checkbox"/>	<input type="checkbox"/>	<input type="checkbox"/>	<input type="checkbox"/>
Cross-Country	<input checked="" type="checkbox"/>	<input checked="" type="checkbox"/>	<input type="checkbox"/>	<input type="checkbox"/>	<input checked="" type="checkbox"/>	<input checked="" type="checkbox"/>	<input type="checkbox"/>	<input type="checkbox"/>
Diving	<input type="checkbox"/>	<input type="checkbox"/>	<input type="checkbox"/>	<input type="checkbox"/>	<input type="checkbox"/>	<input type="checkbox"/>	<input type="checkbox"/>	<input type="checkbox"/>
Equestrian	<input type="checkbox"/>	<input type="checkbox"/>	<input type="checkbox"/>	<input type="checkbox"/>	<input type="checkbox"/>	<input type="checkbox"/>	<input type="checkbox"/>	<input type="checkbox"/>
Fencing	<input type="checkbox"/>	<input type="checkbox"/>	<input type="checkbox"/>	<input type="checkbox"/>	<input type="checkbox"/>	<input type="checkbox"/>	<input type="checkbox"/>	<input type="checkbox"/>
Field Hockey	<input type="checkbox"/>	<input type="checkbox"/>	<input type="checkbox"/>	<input type="checkbox"/>	<input type="checkbox"/>	<input type="checkbox"/>	<input type="checkbox"/>	<input type="checkbox"/>
Football	<input type="checkbox"/>	<input type="checkbox"/>	<input type="checkbox"/>	<input type="checkbox"/>	<input type="checkbox"/>	<input type="checkbox"/>	<input type="checkbox"/>	<input type="checkbox"/>
Football (Non-Tackle)	<input type="checkbox"/>	<input type="checkbox"/>	<input type="checkbox"/>	<input type="checkbox"/>	<input type="checkbox"/>	<input type="checkbox"/>	<input type="checkbox"/>	<input type="checkbox"/>
Golf	<input type="checkbox"/>	<input type="checkbox"/>	<input type="checkbox"/>	<input type="checkbox"/>	<input type="checkbox"/>	<input type="checkbox"/>	<input type="checkbox"/>	<input type="checkbox"/>
Gymnastics	<input type="checkbox"/>	<input checked="" type="checkbox"/>	<input type="checkbox"/>	<input type="checkbox"/>	<input type="checkbox"/>	<input checked="" type="checkbox"/>	<input type="checkbox"/>	<input type="checkbox"/>
Handball	<input type="checkbox"/>	<input type="checkbox"/>	<input type="checkbox"/>	<input type="checkbox"/>	<input type="checkbox"/>	<input type="checkbox"/>	<input type="checkbox"/>	<input type="checkbox"/>
Ice Hockey	<input checked="" type="checkbox"/>	<input type="checkbox"/>	<input checked="" type="checkbox"/>	<input checked="" type="checkbox"/>	<input checked="" type="checkbox"/>	<input type="checkbox"/>	<input type="checkbox"/>	<input type="checkbox"/>
Judo	<input type="checkbox"/>	<input type="checkbox"/>	<input type="checkbox"/>	<input type="checkbox"/>	<input type="checkbox"/>	<input type="checkbox"/>	<input type="checkbox"/>	<input type="checkbox"/>
Lacrosse	<input type="checkbox"/>	<input type="checkbox"/>	<input type="checkbox"/>	<input type="checkbox"/>	<input type="checkbox"/>	<input type="checkbox"/>	<input type="checkbox"/>	<input type="checkbox"/>
Racquetball	<input type="checkbox"/>	<input type="checkbox"/>	<input type="checkbox"/>	<input type="checkbox"/>	<input type="checkbox"/>	<input type="checkbox"/>	<input type="checkbox"/>	<input type="checkbox"/>
Rifle	<input type="checkbox"/>	<input type="checkbox"/>	<input type="checkbox"/>	<input type="checkbox"/>	<input type="checkbox"/>	<input type="checkbox"/>	<input type="checkbox"/>	<input type="checkbox"/>
Rodeo	<input type="checkbox"/>	<input type="checkbox"/>	<input type="checkbox"/>	<input type="checkbox"/>	<input type="checkbox"/>	<input type="checkbox"/>	<input type="checkbox"/>	<input type="checkbox"/>
Rowing (Crew)	<input type="checkbox"/>	<input type="checkbox"/>	<input type="checkbox"/>	<input type="checkbox"/>	<input type="checkbox"/>	<input type="checkbox"/>	<input type="checkbox"/>	<input type="checkbox"/>
Rugby	<input type="checkbox"/>	<input type="checkbox"/>	<input type="checkbox"/>	<input type="checkbox"/>	<input type="checkbox"/>	<input type="checkbox"/>	<input type="checkbox"/>	<input type="checkbox"/>
Sailing	<input type="checkbox"/>	<input type="checkbox"/>	<input type="checkbox"/>	<input type="checkbox"/>	<input type="checkbox"/>	<input type="checkbox"/>	<input type="checkbox"/>	<input type="checkbox"/>
Skiing	<input checked="" type="checkbox"/>	<input checked="" type="checkbox"/>	<input type="checkbox"/>	<input type="checkbox"/>	<input checked="" type="checkbox"/>	<input checked="" type="checkbox"/>	<input type="checkbox"/>	<input type="checkbox"/>
Skin Diving	<input type="checkbox"/>	<input type="checkbox"/>	<input type="checkbox"/>	<input type="checkbox"/>	<input type="checkbox"/>	<input type="checkbox"/>	<input type="checkbox"/>	<input type="checkbox"/>
Soccer	<input type="checkbox"/>	<input type="checkbox"/>	<input checked="" type="checkbox"/>	<input checked="" type="checkbox"/>	<input type="checkbox"/>	<input type="checkbox"/>	<input type="checkbox"/>	<input type="checkbox"/>

Softball	<input type="checkbox"/>	<input type="checkbox"/>	<input type="checkbox"/>	<input type="checkbox"/>	<input type="checkbox"/>	<input type="checkbox"/>	<input type="checkbox"/>
Squash	<input type="checkbox"/>	<input type="checkbox"/>	<input type="checkbox"/>	<input type="checkbox"/>	<input type="checkbox"/>	<input type="checkbox"/>	<input type="checkbox"/>
Swimming	<input type="checkbox"/>	<input type="checkbox"/>	<input type="checkbox"/>	<input type="checkbox"/>	<input type="checkbox"/>	<input type="checkbox"/>	<input type="checkbox"/>
Sync. Swimming	<input type="checkbox"/>	<input type="checkbox"/>	<input type="checkbox"/>	<input type="checkbox"/>	<input type="checkbox"/>	<input type="checkbox"/>	<input type="checkbox"/>
Table Tennis	<input type="checkbox"/>	<input type="checkbox"/>	<input type="checkbox"/>	<input type="checkbox"/>	<input type="checkbox"/>	<input type="checkbox"/>	<input type="checkbox"/>
Tennis	<input type="checkbox"/>	<input type="checkbox"/>	<input type="checkbox"/>	<input type="checkbox"/>	<input type="checkbox"/>	<input type="checkbox"/>	<input type="checkbox"/>
Track And Field	<input checked="" type="checkbox"/>	<input checked="" type="checkbox"/>	<input type="checkbox"/>	<input type="checkbox"/>	<input type="checkbox"/>	<input type="checkbox"/>	<input type="checkbox"/>
Triathlon	<input type="checkbox"/>	<input type="checkbox"/>	<input type="checkbox"/>	<input type="checkbox"/>	<input type="checkbox"/>	<input type="checkbox"/>	<input type="checkbox"/>
Ultimate (or <i>Ultimate Frisbee</i>)	<input type="checkbox"/>	<input type="checkbox"/>	<input type="checkbox"/>	<input type="checkbox"/>	<input type="checkbox"/>	<input type="checkbox"/>	<input type="checkbox"/>
Volleyball	<input type="checkbox"/>	<input checked="" type="checkbox"/>	<input checked="" type="checkbox"/>	<input checked="" type="checkbox"/>	<input type="checkbox"/>	<input checked="" type="checkbox"/>	<input type="checkbox"/>
Volleyball (Sand)	<input type="checkbox"/>	<input type="checkbox"/>	<input type="checkbox"/>	<input type="checkbox"/>	<input type="checkbox"/>	<input type="checkbox"/>	<input type="checkbox"/>
Water Polo	<input type="checkbox"/>	<input type="checkbox"/>	<input checked="" type="checkbox"/>	<input checked="" type="checkbox"/>	<input type="checkbox"/>	<input type="checkbox"/>	<input type="checkbox"/>
Weightlifting	<input type="checkbox"/>	<input type="checkbox"/>	<input type="checkbox"/>	<input type="checkbox"/>	<input type="checkbox"/>	<input type="checkbox"/>	<input type="checkbox"/>
Wrestling	<input type="checkbox"/>	<input type="checkbox"/>	<input type="checkbox"/>	<input type="checkbox"/>	<input type="checkbox"/>	<input type="checkbox"/>	<input type="checkbox"/>

F7. List any other available club sports not listed in question F6. If restricted to men include "M"; if restricted to women include "W".

dance, hip hop, tae kwon do

F8. Freshman Orientation
Freshman orientation available

Yes

No

Mandatory?

Yes

No

Is there a separate charge

Yes

No

Amount \$

Can you preregister for classes

Yes

No

Use these lines to describe your orientation program, including when held and duration:

One-day and evening orientation sessions offered. \$25 cost for guests attending with the student. Virtual orientation sessions are also offered for \$25.

F9. Check each of the following services offered by your institution

- Adult (re-entering) student services/programs
- Alcohol/substance abuse counseling
- Chaplain/spiritual director
- Career counseling
- Economically disadvantaged student services
- Employment services for undergraduates
- Financial aid counseling
- Health services
- Legal services
- Minority student services
- On-campus daycare
- Peer mentoring services
- Personal counseling

-
- Placement service for graduates
- Veterans' counselor
- Women's services

F10. List any specific services, programs and/or resources for first-generation, low-income and traditionally under-represented student populations (e.g., multi-cultural education office, peer mentoring, student affinity groups, service-learning opportunities):

TRiO federal grant, native student services, multicultural center

F11. Service/facilities for the physically disabled

- Wheelchair accessibility
- Services and/or facilities for visually impaired
- Services and/or facilities for hearing impaired
- Services and/or facilities for speech or communications disorders

F12. Indicate the type of support services available for students with learning disabilities. Comprehensive is defined as a specific program staffed by professionals experienced in the area of learning disabilities, designed to meet the needs of students with various types of learning disabilities. Partial means support services are available on an individual, as-needed basis but there is no formal program offered.

- Comprehensive services available
- Partial services available

G. Annual Expenses (G0-G7)

G. Chief Financial Aid Officer

Name Information

Prefix	First	Middle	Last	Suffix
	Sonya		Stein	

Title

Director, Student Financial Assistance

Phone Number

Area Code Number	Extension
907	7861517

E-mail

sfstein@alaska.edu

Financial aid office

Phone number

Area Code Number	Extension
907	7861480

E-mail

financial.aid@alaska.edu

URL to financial aid web page

https://www.uaa.alaska.edu/students/financial-aid/

Title IV Code

011462

CDS G0. Provide the URL of your institution's net price calculator:

https://www.uaa.alaska.edu/students/financial-aid/_documents/_NetPriceCalculator/npcalc.htm

Provide 2017-2018 academic year costs of attendance for the following categories that are applicable to your institution.

CDS G1 (fr). Undergraduate full-time tuition, required fees, room and board. *(If costs vary by class, provide Freshman costs.)*

List the typical tuition, required fees, and room and board for a full-time undergraduate student for the FULL 2017-2018 academic year (30 semester hours or 45 quarter hours for institutions that derive annual tuition by multiplying credit hour cost by number of credits). A full academic year refers to the period of time generally extending from September to June; usually equated to two semesters, two trimesters, three quarters, or the period covered by a four-one-four plan. Room and board is defined as double occupancy and 19 meals per week or the maximum meal plan.

Required fees include only charges that all full-time students must pay that are **not** included in tuition (e.g., registration, health, or

activity fees). Do **not** include optional fees ((e.g., parking, laboratory use). Do not include freshmen orientation fees.

[Required fees should not include application fee.]

- Tuition and fees provided are **firm and final** for Fall 2017-2018.
- Fall 2017-2018 tuition and fee figures provided are **projections**.
- Fall 2017-2018 tuition and fee figures are **not available** at this time.

Estimated date when final figures will be available (MM/DD)

For College Board Use only:

Name of person providing firm costs

Prefix First Middle Last Suffix
 Aly Englert

Title:

Email:

Date (MM/DD)

ASC staff member receiving/entering firm and final figures:

System Number

Yes, college **lowered** tuition and fees

	2016-2017 (prior year)	2017-2018 (first-year students)
Private institution tuition:	\$	\$ <input type="text"/>
Public institution tuition, in-district:	\$ 5760	\$ <input type="text" value="6060"/>
In-state, out-of-district tuition (provide only if different from the in-district rate):	\$	\$ <input type="text"/>
Out-of-state tuition:	\$ 20430	\$ <input type="text" value="21450"/>
Tuition/nonresident aliens (provide only if different from tuition for domestic first-year students):	\$	\$ <input type="text"/>
Required fees:	\$ 1314	\$ <input type="text" value="1314"/>
Room and board (on-campus):	\$ 10868	\$ <input type="text" value="11962"/>
Room only on-campus (provide only if room AND board not available):	\$	\$ <input type="text"/>
Comprehensive tuition and room/board fee (provide only if school cannot separate tuition from room/board fees):	\$	\$ <input type="text"/>

Other cost information (2017-2018)

Other cost information (Prior Year, 2016-2017)

CDS G1 (ug). Undergraduate figures should represent costs for **first-year students and all other undergraduates**.

List the typical tuition, required fees, and room and board for a full-time undergraduate student for the FULL 2017-2018 academic year (30 semester hours or 45 quarter hours for institutions that derive annual tuition by multiplying credit hour cost by number of credits). A full academic year refers to the period of time generally extending from September to June; usually equated to two semesters, two trimesters, three quarters, or the period covered by a four-one-four plan. Room and board is defined as double occupancy and 19 meals per week or the maximum meal plan.

Required fees include only charges that all full-time students must pay that are **not** included in tuition (e.g., registration, health, or activity fees.) Do **not** include optional fees (e.g., parking, laboratory use).

[Required fees should not include application and orientation fees.]

	2016-2017 (prior year)	2017-2018 (undergraduate students)
Private institution tuition:	\$	\$ <input type="text"/>
Public institution tuition, in-district:	\$	\$ <input type="text"/>

In-state, out-of-district tuition (provide only if different from the in-district rate):	\$	\$	<input type="text"/>
Out-of-state tuition:	\$	\$	<input type="text"/>
Tuition/nonresident aliens (provide only if different from tuition for domestic first-year students):	\$	\$	<input type="text"/>
Required fees:	\$	\$	<input type="text"/>
Room and board (on-campus):	\$	\$	<input type="text"/>

G1.1 (fr). Use the following chart for corrections to the 2016-2017 **Freshman costs** displayed in the CDS G1 (fr) chart above.

	Incorrect 2016-2017	Correct 2016-2017
Private Tuition	\$ <input type="text"/>	\$ <input type="text"/>
Public in-state	\$ <input type="text"/>	\$ <input type="text"/>
Public out-of-district	\$ <input type="text"/>	\$ <input type="text"/>
Public out-of-state	\$ <input type="text"/>	\$ <input type="text"/>
Non-resident aliens	\$ <input type="text"/>	\$ <input type="text"/>
Required fees	\$ <input type="text"/>	\$ <input type="text"/>
Room and board	\$ <input type="text"/>	\$ <input type="text"/>

Freshman Costs for 2016-2017 were wrong because:

G1.1 (ug). Use the following chart for corrections to the 2016-2017 **Undergraduate costs** displayed in the CDS G1 (ug) chart above.

	Incorrect 2016-2017	Correct 2016-2017
Private Tuition	\$ <input type="text"/>	\$ <input type="text"/>
Public in-state	\$ <input type="text"/>	\$ <input type="text"/>
Public out-of-district	\$ <input type="text"/>	\$ <input type="text"/>
Public out-of-state	\$ <input type="text"/>	\$ <input type="text"/>
Non-resident aliens	\$ <input type="text"/>	\$ <input type="text"/>
Required fees	\$ <input type="text"/>	\$ <input type="text"/>
Room and board	\$ <input type="text"/>	\$ <input type="text"/>

Undergraduate Costs for 2016-2017 were wrong because:

CDS G3. Do tuition and fees vary by year of study (e.g., sophomore, junior, senior)?

[Examples of "tiered" plans would include a two-tiered structure (freshmen/sophomores charged according to one cost schedule and junior/seniors according to another) or a multi-tiered structure that contains a different tuition/fee cost schedule for each of the four undergraduate classes.]

Yes

No

G3.1. Indicate tuition exchange or reciprocity agreements participated in by your institution:

- Southern Regional Education Board Academic Common Market
- Midwest Student Exchange
- Western Undergraduate Exchange
- New England Regional Student Program

CDS G5. Provide the estimated expenses for a typical full-time undergraduate student:

Books and supplies	\$	<input type="text" value="2010"/>	
Residents (on-campus)			
Transportation	\$	<input type="text" value="1268"/>	
Other expenses	\$	<input type="text" value="5570"/>	
Commuters (living at home)			
Board only	\$	<input type="text" value="2594"/>	
Transportation	\$	<input type="text" value="1998"/>	

Other expenses \$ 5570

Commuters (not living at home)

Room only \$ 9134

Board only \$ 2594

Total room and board (if your college cannot provide separate room and board figures for commuters not living at home) \$

Transportation \$ 1998

Other expenses \$ 5570

CDS G6. Undergraduate per-credit-hour charges (tuition only). *(If costs vary by class, provide Freshman costs.)*

	2016-2017	2017-2018
Private institutions:	\$	\$
Public institutions in-district:	\$ 192	\$ 202
In-state, out-of-district (provide only if different from the in-district rate):	\$	\$
Out-of-state:	\$ 681	\$ 715
Nonresident aliens (provide only if different from figure for domestic first-year students):	\$	\$

G7. Other estimated expenses for international students for academic year: figure should not include cost information from G1 and should not include estimated expenses in G5. Typically, the figure reported here represents long-distance travel and other expenses unique to international students.

\$

H. Financial Aid

Financial Aid

CDS H1. Aid Awarded to Enrolled Undergraduates

Enter total dollar amounts **awarded** to enrolled full-time and less than full-time degree-seeking undergraduates (using the same cohort reported in CDS question B1, "Total degree-seeking" undergraduates) in the following categories. Note: If the data being reported are final figures for the 2015-2016 academic year (see the next item below), use the 2015-2016 academic year's CDS question B1 cohort. Include aid awarded to international students (i.e., those not qualifying for federal aid). **Aid that is non-need-based but that was used to meet need should be reported in the need-based aid column.** (For a suggested order of precedence in assigning categories of aid to cover need, see the entry for "non-need-based scholarship or grant aid" in the definitions section above.)

Indicate academic year for which data are reported for items H1, H1A, H2, H2A, H3, and H6:

- 2016-2017 estimated
- 2015-2016 final

Which needs-analysis methodology does your institution use in awarding institutional aid?

- Federal methodology (FM)
- Institutional methodology (IM)
- Both FM and IM

[Survey respondents are encouraged to use zeros throughout the H section, if/when appropriate. Blanks will not be populated automatically with zeros.]

Need-based aid (include non-need-based aid used to meet need) \$

Non-need-based aid (exclude non-need-based aid used to meet need) \$

Scholarships/grants

Federal	\$ 15528675	\$
State (i.e., all states, not only the state in which your institution is located)	\$ 5538480	\$ 3153258
Institutional: Endowed scholarships, annual gifts and tuition funded grants, awarded by the college, excluding athletic aid and tuition waivers (which are reported below)	\$ 3618145	\$ 1561185
Scholarships/grants from external sources (e.g., Kiwanis, National Merit) not awarded by the college	\$ 3415561	\$ 1921293
Total scholarships/grants	\$ 28100861	\$ 6635736

Self-Help

Student loans from all sources (excluding parent loans)	\$ 37414159	\$ 12364802
Federal work-study	\$ 458101	
State and other (e.g., institutional) work-study/employment (Note: Excludes Federal Work-Study captured above.)	\$	\$
Total self-help	\$ 37872260	\$ 12364802

Parent loans

	\$ <input type="text" value="4781231"/>	\$ <input type="text" value="3258415"/>
Tuition waivers (Note: Reporting is optional. Report tuition waivers in this row if you choose to report them. Do not report tuition waivers elsewhere.)	\$ <input type="text" value="105714"/>	\$ <input type="text" value="27056"/>
Athletic awards	\$ <input type="text" value="332595"/>	\$ <input type="text" value="1256233"/>

H1A. Distribution of Institutional Aid Awarded to Enrolled Undergraduates

Questions H1A a), b), and c) below are being asked for purposes of the AGB/NACUBO Looking Under the Hood online benchmarking tool. No data descriptive of individual institutions elicited from these questions will be made public by AGB, NACUBO, or The College Board. Please address any inquiries or concerns about these questions to NACUBO.Research@nacubo.org.

In providing percentages for questions H1A a), H1A b), and H1A c) below, first determine **Total Undergraduate Institutional Scholarships/Grants Dollars**. This total, used in all three questions, is the sum of the two values populating the need-based and non need-based institutional aid cells in the third line of the Common Data Set (CDS) H1 chart included in this survey. Also, for all three questions, use the academic reporting year selected in CDS H1.

a) Provide percentage of **Total Undergraduate Institutional Scholarships/Grants Dollars** awarded to degree-seeking undergraduates by Race/Ethnicity categories shown below. These categories are based on the CDS B2 chart included in this survey.

(a) Nonresident aliens	<input type="text"/>	%
(b) Hispanic/Latino (all races)	<input type="text" value="1"/>	%
(c) Black or African American, non-Hispanic	<input type="text" value="1"/>	%
(d) White, non-Hispanic	<input type="text" value="1"/>	%
(e) American Indian or Alaska Native, non-Hispanic	<input type="text" value="1"/>	%
(f) Asian, non-Hispanic	<input type="text" value="1"/>	%
(g) Native Hawaiian or other Pacific Islander, non-Hispanic	<input type="text" value="1"/>	%
(h) Two or more races (non-Hispanic)	<input type="text" value="1"/>	%
(i) Race and/or Ethnicity unknown	<input type="text" value="1"/>	%
(j) Total (lines (a) thru (i) should sum to 100%)	<input type="text" value="1"/>	%

b) Provide percentage of **Total Undergraduate Institutional Scholarships/Grants Dollars** awarded to students by income level in the following income categories as defined by the IPEDS Student Financial Aid (SFA) survey. To assign the income category of the student, use the income that was used by your financial aid office to determine the student's Expected Family Contribution (EFC). For dependent students, this will include the parents adjusted gross income and the student's adjusted gross income. For independent students, this will include the student's adjusted gross income. Assign students who did not apply for financial aid to the "Missing/Unknown" category.

(a) \$0 to \$30,000	<input type="text" value="1"/>	%
(b) \$30,001 to \$48,000	<input type="text" value="1"/>	%
(c) \$48,001 to \$75,000	<input type="text" value="1"/>	%
(d) \$75,001 to \$110,000	<input type="text" value="1"/>	%
(e) \$110,001 and over	<input type="text" value="1"/>	%
(f) Missing/Unknown	<input type="text" value="1"/>	%
(g) Total (lines (a) thru (f) should sum to 100%)	<input type="text" value="1"/>	%

c) Below, you'll be asked to provide the percentage of **Total Undergraduate Institutional Scholarships/Grants Dollars** awarded that are Endowed Scholarships. To calculate, add the Total Undergraduate Institutional Need-Based Endowed Scholarships awarded (including Non-Need-Based Endowed Scholarships used to meet need) to the Total Undergraduate Institutional Non-Need-Based Endowed Scholarships (excluding Non-Need-Based Endowed Scholarships used to meet need). To conclude the percentage calculation, divide the Total Undergraduate Endowed Scholarship Dollars just calculated by the **Total Undergraduate Institutional Scholarships/Grants Dollars**.

Provide percentage of **Total Undergraduate Institutional Scholarships/Grants Dollars** awarded that are Endowed Scholarships.

%

CDS H2. Number of Enrolled Students Awarded Aid:

List the number of degree-seeking full-time and less-than-full-time undergraduates who applied for and were awarded financial aid from any source. **Aid that is non-need-based but that was used to meet need should be counted as need-based aid. Numbers should reflect the cohort awarded the dollars reported in H1.**

Note: In the chart below, students may be counted in more than one row, and full-time freshmen should also be counted as full-time undergraduates.

	First-time, full-time freshmen	Full-time undergrad (incl. fresh)	Less than full-time undergrad
a) Number of degree-seeking undergraduate students (CDS Item B1 if reporting on Fall 2016 cohort)	<input type="text" value="1322"/>	<input type="text" value="6560"/>	<input type="text" value="5252"/>

b) Number of students in line a who applied for need-based financial aid	1127	3698	3010
c) Number of students in line b who were determined to have financial need	753	2773	2576
d) Number of students in line c who were awarded any financial aid	727	2632	2286
e) Number of students in line d who were awarded any need-based scholarship or grant aid	619	2150	1627
f) Number of students in line d who were awarded any need-based self-help aid	524	2174	1968
g) Number of students in line d who were awarded any non-need-based scholarship or grant aid			
h) Number of students in line d whose need was fully met (exclude PLUS loans, unsubsidized loans, and private alternative loans)	148	282	256
i) On average, the percentage of need that was met of students who were awarded any need-based aid. Exclude any aid that was awarded in excess of need as well as any resources that were awarded to replace EFC (PLUS loans, unsubsidized loans, and private alternative loans)	71	62	57
j) The average financial aid package of those in line d. Exclude any resources that were awarded to replace EFC (PLUS loans, unsubsidized loans, and private alternative loans)	\$ 9469	\$ 9404	\$ 7087
k) Average need-based scholarship or grant award of those in line e	\$ 3330	\$ 3220	\$ 3080
l) Average need-based self-help award (excluding PLUS loans, unsubsidized loans, and private alternative loans) of those in line f	\$ 3318	\$ 4360	\$ 4013
m) Average need-based loan (excluding PLUS loans, unsubsidized loans, and private alternative loans) of those in line f who received a need-based loan	\$ 3298	\$ 4373	\$ 4013

CDS H2A. Number of Enrolled Students Awarded Non-need-based Grants and Scholarships:

List the number of degree-seeking full-time and less-than-full-time undergraduates who had no financial need and who were awarded institutional non-need-based grant or scholarship aid. Numbers should reflect the cohort awarded the dollars reported in H1.

Note: In the chart below, students may be counted in more than one row, and full-time freshmen should also be counted as full-time undergraduates.

	First-time, Full-Time Freshman	Full-time Undergrad (inc. fresh)	Less than Full-time Undergrad
n) Number of students in line a who had no financial need and who were awarded institutional non-need-based scholarship or grant aid (exclude those receiving athletic awards and tuition benefits)	109	377	96
o) Average dollar amount of institutional non-need-based scholarship and grant aid awarded to students in line n	\$ 2606	\$ 2428	\$ 1432
p) Number of students in line a who were awarded an institutional non-need-based athletic scholarship or grant	19	88	2
q) Average dollar amount of institutional non-need-based athletic scholarships and grants awarded to students in line p	\$ 3508	\$ 3513	\$ 4712

H3. Student aid and college costs

Numbers should reflect the cohort to which responses in H1, H2, and H2a refer. Data from these three questions (as well as responses in CDS B1, CDS G1, and CDS H1) will be used by the College Board for its annual reports on aggregate amounts of student aid, tuition discounting, and college costs. These reports do not refer to institutions by name; data are presented in categories such as 4-year private, 4-year public, etc., so that individual institution data cannot be identified.

Indicate academic year for which data are reported for items H1, H2, H2A, H3, and H6:

- 2016-2017 estimated
- 2015-2016 final

Degree-seeking first-time, full-time freshmen

a) Indicate the number of *enrolled degree-seeking first-time, full-time freshmen awarded institutional* scholarships and grant aid for the same academic year indicated in responses to H1, H2, and H2a. This number should include students receiving athletic aid, but it should not include students receiving **only** tuition waivers.

b) Indicate the *total amount of institutional* scholarships and grant aid awarded to *degree-seeking first-time, full-time freshmen* for the same academic year cited in H1, H2, H2a, and H3a. *This dollar amount should represent institutional (endowment, alumni, or other institutional awards) and external funds awarded by the college (excluding athletic aid and tuition waivers). This amount should not include Federal and State grants/scholarships.*

\$

Indicate the total amount of **athletic aid** awarded to the *degree-seeking first-time, full-time freshmen* in the academic year cited above:

\$

Indicate the total amount of **tuition waivers** awarded to the *degree-seeking first-time, full-time freshmen* in the academic year cited above:

\$

Gross tuition and fee revenue

c) Indicate the **gross** undergraduate tuition and required fee revenue for the same academic year cited in H3a and H3b. This gross undergraduate tuition and required fee figure includes all tuition and fees **charged**.

All degree-seeking first-time, full-time freshmen

\$

All degree-seeking undergraduates

\$

Note: These are the graduates and loan types to include and exclude in order to fill out CDS H4 and H5.

Include:

- * 2016 undergraduate class: all students who started at your institution as first-time students and received a bachelor's degree between July 1, 2015 and June 30, 2016
- * only loans made to students who borrowed while enrolled at your institution
- * co-signed loans

Exclude:

- * students who transferred in
- * money borrowed at other institutions
- * parent loans
- * students who did not graduate or who graduated with another degree or certificate (but no bachelor's degree)

CDS H4. Provide the number of students in the 2016 undergraduate class who started at your institution as first-time students and received a bachelor's degree between July 1, 2015 and June 30, 2016. Exclude students who transferred into your institution.

CDS H5. Number and percent of students in class (defined in H4 above) borrowing from Federal, non-Federal, and any loan sources, and the average (or mean) amount borrowed. NOTE: The "Average per-undergraduate-borrower cumulative principal borrowed," is designed to provide better information about student borrowing from federal and nonfederal (institutional, state, commercial) sources. The numbers, percentages and averages for each row should be based only on the loan source specified for the particular row. For example, the federal loans average (row b) should only be the cumulative average of federal loans and the private loans average (row e) should only be the cumulative average of private loans.

Source/Type of Loans	Number in the class (defined in H4 above) who borrowed from the types of loans specified in the first column	Percent of the class (defined above) who borrowed from the types of loans specified in the first column (nearest 1%)	Average per-undergraduate-borrower cumulative principal borrowed from the types of loans specified in the first column (nearest \$1)
a) Any loan program: Federal Perkins, Federal Stafford Subsidized and Unsubsidized, institutional, state, private loans that your institution is aware of, etc. Include both Federal Direct Student Loans and Federal Family Education Loans	<input type="text" value="278"/>	<input type="text" value="51"/> %	\$ <input type="text" value="26951"/>
b) Federal loan programs: Federal Perkins, Federal Stafford Subsidized and Unsubsidized. Include both Federal Direct Student Loans and Federal Family Education Loans.	<input type="text" value="222"/>	<input type="text" value="40"/> %	\$ <input type="text" value="24848"/>
c) Institutional loan programs.	<input type="text"/>	<input type="text"/> %	\$ <input type="text"/>
d) State loan programs.	<input type="text" value="43"/>	<input type="text" value="8"/> %	\$ <input type="text" value="8967"/>
e) Private student loans made by a bank or lender.	<input type="text" value="13"/>	<input type="text" value="2"/> %	\$ <input type="text" value="14539"/>

H5.1. Is need-based financial aid available to full-time students?

Yes

No

H5.2. Is need-based financial aid available to part-time students?

Yes

No

H5.3. Do you practice need-blind admission?

Yes

No

H5.4. All financial aid based on need?

Yes

No

Aid to Undergraduate Degree-seeking Nonresident Aliens (Note: Report numbers and dollar amounts for the same academic year checked in item H1.)

CDS H6. Indicate your institution's policy regarding institutional grant or scholarship aid for undergraduate, degree-seeking non-resident aliens.

Institutional need-based grant or scholarship aid is available.

Institutional non-need-based grant or scholarship aid is available.

Institutional grant and scholarship aid is not available.

If institutional financial aid is available for undergraduate degree-seeking nonresident aliens, provide the number of undergraduate degree-seeking nonresident aliens who were awarded institutional need-based or non-need based aid:

Average dollar amount of institutional financial aid awarded to undergraduate degree-seeking nonresident aliens: \$

Total dollar amount of institutional financial aid awarded to undergraduate degree-seeking nonresident aliens: \$

CDS H7. Check all financial aid forms nonresident alien first-year financial aid applicants must submit:

Institution's own financial aid form

CSS/Financial Aid PROFILE

International Student's Financial Aid Application

International Student's Certification of Finances

Other:

Process for First-Year/Freshman Students

CDS H8. Check off all financial aid forms domestic first-year (freshman) financial aid applicants must submit:

FAFSA

Institution's own financial aid form

CSS/Financial Aid PROFILE

State aid form

Noncustodial PROFILE

Noncustodial (Divorced/Separated) Parent's Statement

Business/Farm Supplement

Other:

If CSS PROFILE is required of some students, please outline policy

CDS H9. Indicate filing dates for first-year (freshman) students:

Does your institution have a deadline for filing required financial aid forms?

Yes

No

Priority date (MM/DD)

Filing deadline (MM/DD)

H9.1. Do these deadlines reflect a material change from previous years due to the earlier availability of the FAFSA?

Yes

No

CDS H10. Indicate notification dates for first-year (freshman) students (answer a or b):

a. Students notified on or about (MM/DD)

b. Students notified on a rolling basis:

If b is checked, starting date (MM/DD)

H10.1. Do these notification dates reflect a material change from previous years due to the earlier availability of the FAFSA?

Yes

No

CDS H11. Indicate reply dates

Students must reply by (MM/DD)

or within the following number of weeks of notification:

(The next question is CDS H14.)

CDS H14. Check off criteria used in awarding institutional aid. Check all that apply.

	Non-need	Need-based
Academics	<input checked="" type="checkbox"/>	<input checked="" type="checkbox"/>
Alumni Affiliation	<input type="checkbox"/>	<input type="checkbox"/>
Art	<input checked="" type="checkbox"/>	<input type="checkbox"/>
Athletics	<input checked="" type="checkbox"/>	<input type="checkbox"/>
Job Skills	<input type="checkbox"/>	<input type="checkbox"/>
Leadership	<input checked="" type="checkbox"/>	<input type="checkbox"/>
Minority Status	<input checked="" type="checkbox"/>	<input checked="" type="checkbox"/>
Music/Drama	<input checked="" type="checkbox"/>	<input type="checkbox"/>
Religious Affiliation	<input type="checkbox"/>	<input type="checkbox"/>
ROTC	<input checked="" type="checkbox"/>	<input type="checkbox"/>
State/District Residency	<input type="checkbox"/>	<input checked="" type="checkbox"/>

(Next three questions for transfer students only.)

H14.1. Transfer student financial aid application procedures for Fall 2018

If different from the financial aid application deadlines for freshman applicants, indicate the following deadlines for transfer student applicants:

Priority date for filing required financial aid forms (MM/DD)

Deadline for filing required financial aid forms (MM/DD)

No deadline for filing required forms (applications processed on a rolling basis):

Do these deadlines reflect a material change from previous years due to the earlier availability of the FAFSA?

Yes

No

Indicate notification dates for transfer student financial aid applications (answer a or b):

a. Students notified on or about (MM/DD)

b. Students notified on a rolling basis

If b is checked, starting date (MM/DD)

Do these notification dates reflect a material change from previous years due to the earlier availability of the FAFSA?

Yes

No

H14.2. Indicate reply dates:

Students must reply by (MM/DD)

or within the following number of weeks of notification:

H14.3. Provide regulations or policies regarding financial aid for transfer students not covered by the preceding questions. Include any special aid or limitations on aid available to transfer students.

Policies on reducing and/or meeting college costs.

CDS H15. If your institution has **recently implemented any major** financial aid policy, program, or initiative to make your institution more affordable to incoming students such as replacing loans with grants, or waiving costs for families below a certain income level please provide details below:

H16. Indicate which policies your institution has implemented to help students reduce or meet college costs.

Tuition and/or fee waivers for

- Adult students
- Senior citizens
- Family members enrolled simultaneously
- Family of clergy/clergy commitment
- Children of alumni
- Minority students
- Unemployed or children of unemployed workers
- Employees/families of employees

Tuition guarantee plans

- Tuition at time of first enrollment guaranteed to all students for 4 (or 2) years
- Tuition at time of first enrollment guaranteed only to students making advance payment
- Tuition futures or advance payment program for parents of young children

Tuition payment plans

- Credit card payment
- Prepayment discount
- External finance company
- Installment payment
- Deferred payment

H17. Are work-study programs available

- Nights
- For part-time students
- Weekends

H18. Provide any additional information regarding financial aid **policies and procedures**.

H19. Use these lines, if you wish, to describe any non-need-based merit scholarship opportunities that you would like prospective freshmen to know about. List the name of the award, amount, basis for selection and number of awards available.

I. Instructional Faculty and Class Size

Report the number of instructional faculty members in each category for Fall 2016. Include faculty who are on your institution's payroll on the census date your institution uses for IPEDS/AAUP.

CDS I1. The following definition of full-time instructional faculty is used by the American Association of University Professors (AAUP) in its annual Faculty Compensation Survey (the part time definitions are not used by AAUP). Instructional Faculty is defined as those members of the instructional-research staff whose major regular assignment is instruction, including those with released time for research. Use the chart below to determine inclusions and exclusions:

	Full-time	Part-time
(a) instructional faculty in preclinical and clinical medicine, faculty who are not paid (e.g., those who donate their services or are in the military), or research-only faculty, post-doctoral fellows, or pre-doctoral fellows	Exclude	Include only if they teach one or more non-clinical credit courses
(b) administrative officers with titles such as dean of students, librarian, registrar, coach, and the like, even though they may devote part of their time to classroom instruction and may have faculty status	Exclude	Include if they teach one or more non-clinical credit courses
(c) other administrators/staff who teach one or more non-clinical credit courses even though they do not have faculty status	Exclude	Include
(d) undergraduate or graduate students who assist in the instruction of courses, but have titles such as teaching assistant, teaching fellow, and the like	Exclude	Exclude
(e) faculty on sabbatical or leave with pay	Include	Exclude
(f) faculty on leave without pay	Exclude	Exclude
(g) replacement faculty for faculty on sabbatical leave or leave with pay	Exclude	Include

Full-time instructional faculty: faculty employed on a full-time basis for instruction (including those with released time for research).

Part-time instructional faculty: Adjuncts and other instructors being paid solely for part-time classroom instruction. Also includes full-time faculty teaching less than two semesters, three quarters, two trimesters, or two four-month sessions. Employees who are not considered full-time instructional faculty but who teach one or more non-clinical credit courses may be counted as part-time faculty.
Minority faculty: includes faculty who designate themselves as Black, non-Hispanic; American Indian or Alaska Native; Asian, Native Hawaiian or other Pacific Islander, or Hispanic.
Doctorate: includes such degrees as Doctor of Philosophy, Doctor of Education, Doctor of Juridical Science, and Doctor of Public Health in any field such as arts, sciences, education, engineering, business, and public administration. Also includes terminal degrees formerly designated as "first professional", including dentistry (DDS or DMD), medicine (MD), optometry (OD), osteopathic medicine (DO), pharmacy (DPharm or BPharm), podiatric medicine (DPM), veterinary medicine (DVM), chiropractic (DC or DCM), or law (JD).
Terminal master's degree: a master's degree that is considered the highest degree in a field: example, M. Arch (in architecture) and MFA (master of fine arts in art or theater), or theological professions (MDiv, MHL).

	Full-Time	Part-Time
a. Total number of instructional faculty	630	632
b. Total number who are members of minority groups	102	88
c. Total number who are women	333	367
d. Total number who are men	297	265
f. Total number with doctorate or other terminal degree	404	26

CDS 12. Student to Faculty Ratio

Report the fall 2016 ratio of full-time equivalent students (full-time plus 1/3 part time) to full-time equivalent instructional faculty (full time plus 1/3 part time). In the ratio calculations, exclude both faculty and students in stand-alone graduate or professional programs such as medicine, law, veterinary, dentistry, social work, business, or public health in which faculty teach virtually only graduate level students. Do not count undergraduate or graduate student teaching assistants as faculty. If faculty teach graduate students and are not part of a stand-alone graduate school they should be included in the student to faculty ratio calculations and counts, if graduate students are not part of a stand-alone graduate school they should be included in the student to faculty ratio calculations and counts.

Fall 2016 Student to Faculty ratio: 12 to 1 (based on 10301 students and 841 faculty).

CDS 13. Undergraduate Class Size

In the table below, please use the following definitions to report information about the size of classes and class sections offered in the Fall 2016 term.

Class Sections: A class section is an organized course offered for credit, identified by discipline and number, meeting at a stated time or times in a classroom or similar setting, and not a subsection such as a laboratory or discussion session. Undergraduate class sections are defined as any sections in which at least one degree-seeking undergraduate student is enrolled for credit. Exclude distance learning classes and noncredit classes and individual instruction such as dissertation or thesis research, music instruction, or one-to-one readings. Exclude students in independent study, co-operative programs, internships, foreign language taped tutor sessions, practicums, and all students in one-on-one classes. Each class section should be counted only once and should not be duplicated because of course catalog cross-listings.

Class Subsections: A class subsection includes any subsection of a course, such as laboratory, recitation, and discussion subsections that are supplementary in nature and are scheduled to meet separately from the lecture portion of the course. Undergraduate subsections are defined as any subsections of courses in which degree-seeking undergraduate students enrolled for credit. As above, exclude noncredit classes and individual instruction such as dissertation or thesis research, music instruction, or one-to-one readings. Each class subsection should be counted only once and should not be duplicated because of cross-listings.

Using the above definitions, please report for each of the following class-size intervals the number of class sections and class subsections offered in Fall 2016. For example, a lecture class with 800 students who met at another time in 40 separate labs with 20 students should be counted once in the "100+" column in the class section column and 40 times under the "20-29" column of the class subsections table.

Number of Class Sections with Undergraduates Enrolled.

Undergraduate Class Size (provide numbers)

	2-9	10-19	20-29	30-39	40-49	50-99	100+	Total
Class Sections	372	626	423	156	80	48	11	1716
Class Sub-sections	165	171	76	1	1			414

J. Degrees Offered and Awarded

CDS J. Disciplinary areas of DEGREES CONFERRED

Degrees conferred between July 1, 2015 and June 30, 2016

For each of the following discipline areas, provide the percentage of diplomas/certificates, associate, and bachelor's degrees awarded. To determine the percentage, use majors, not headcount (e.g., students with one degree but a double major will be represented twice). Calculate the percentage from your institution's IPEDS Completions by using the sum of 1st and 2nd majors for each CIP code as the numerator and the sum of the Grand Total by 1st majors and the Grand Total by 2nd major as the denominator. If you prefer, you can compute the percentages using 1st majors only.

Please note that the only certificate reported in the Degrees Conferred chart below is the certificate below the Associate degree. Any/all other certificates (i.e., Postbachelor's certificate, Post-master's certificate) should not be reported in this chart.

C=Certificate BELOW the Associate degree; A=Associate; B=Bachelor's

	Diploma/Certificate	Associate degrees	Bachelor's degrees	CIP 2010 Categories to Include
Agriculture				1

Natural resources and conservation			1	3
Architecture				4
Area, ethnic, and gender studies		1		5
Communication/journalism			2	9
Communication technologies				10
Computer and information sciences		4	1	11
Personal and culinary services		3		12
Education			6	13
Engineering			7	14
Engineering technologies	10	14	1	15
Foreign languages, literatures, and linguistics			2	16
Family and consumer sciences		2		19
Law/legal studies	2			22
English			3	23
Liberal arts/general studies		32		24
Library sciences				25
Biological/life studies			4	26
Mathematics and statistics			1	27
Military science and military technologies				28 and 29
Interdisciplinary studies			4	30
Parks and recreation			1	31
Philosophy and religious studies				38
Theology and religious vocations				39
Physical sciences			2	40
Science technologies		1	2	41
Psychology			7	42
Homeland Security, law enforcement, firefighting, and protective services	6	1	4	43
Public administration and social services	2		3	44
Social sciences			5	45
Construction trades				46
Mechanic and repair technologies	46	2		47
Precision production	4	1		48
Transportation and materials moving		2	2	49
Visual and performing arts			3	50
Health professions and related programs	21	28	15	51
Business/marketing	9	9	21	52
History			3	54
Other				
Total	100%	100%	100%	

K. Administrative Officers

K. Administrative Officers
Chief Executive Officer

Prefix	First	Middle	Last	Suffix
	Tom		Case	

Email Address

trcase@alaska.edu

Chief Institutional Research Officer

Prefix	First	Middle	Last	Suffix
	Erin		Holmes	

Email Address

Chief Academic Officer

Prefix	First	Middle	Last	Suffix
	Sam		Gingerich	

Email Address

Enrollment Manager

Prefix	First	Middle	Last	Suffix

Email Address

Director, ESL Program

Prefix	First	Middle	Last	Suffix
	Shannon		Gramse	

Email Address

Public Relations Officer

Prefix	First	Middle	Last	Suffix
	Sarah		Henning	

Email Address

L. List of Majors

L1. Using the list below, which was formerly identified as question "A7" of the Annual Survey of Colleges (with the "first professional" label), indicate the availability at your institution of the following graduate programs.

Note: The National Center for Education Statistics (NCES) has eliminated the **first professional** designation for advanced degree programs.

Check advanced degrees offered at your institution in the fields of study below:

- Dentistry, D.D.S.
- Medicine, M.D.
- Optometry, O.D.
- Osteopathic Medicine, D.O.
- Pharmacy, Pharm.D.
- Podiatry, D.P.M.
- Veterinary Medicine, D.V.M.
- Chiropractic, D.C.
- Law, J.D.
- Theological professions (e.g., Master of Theology, Master of Divinity, Doctor of Ministry, Doctor of Theology)
- Rabbinical professions (e.g., Master of Hebrew Letters and Rabbinical Ordination/Rabbinical and Talmud Studies)

L2. The majors below conform to the [Classification of Instructional Programs \(CIP\) 2010](#). Select the appropriate checkboxes for each major offered by your institution. Do not select more than one name for each major, and do not select a checkbox if only a course or concentration is offered in that subject.

[Click on **User Guide** in upper right-hand corner of page for detailed **List of Majors** instructions.](#)

Please note that the only certificate reported in the List of Majors is the certificate below the Associate degree. Any/all other certificates (i.e., Postbachelor's certificate, Post-master's certificate) should not be reported in this chart.

C=Certificate BELOW the Associate degree; A=Associate; B=Bachelor's; M=Master's; D=Doctorate; T=Teaching certificate