

University of Alaska Anchorage (online) (2014 Other)

SIUC/Core Institute
374 East Grand Avenue
(618) 453-4420
Carbondale, IL 62901

Consortium Number =
Institution Number = 6391
Number of Surveys = 454








Cross-tabulation Report

Core Alcohol and Drug Survey - Short Form

Thursday, December 11, 2014

Page 1 of 33

1. Classification

	Male		Female		Unknown		Total		
	Freq.	Pct.	Freq.	Pct.	Freq.	Pct.	Freq.	Pct.	
01 Freshman	22	15	44	14	0	0	66	14.5	
02 Sophomore	21	14	49	16	1	100	71	15.6	
03 Junior	34	23	52	17	0	0	86	18.9	
04 Senior	47	32	111	36	0	0	158	34.8	
05 Grad/professional	17	11	35	11	0	0	52	11.5	
06 Not seeking a degree	5	3	8	3	0	0	13	2.9	
07 Other	2	1	6	2	0	0	8	1.8	
Valid responses =	148	33	305	67	1	0	454	100.0	

Invalid responses include no response or multiple responses.

University of Alaska Anchorage (online) (2014 Other)

SIUC/Core Institute
374 East Grand Avenue
(618) 453-4420
Carbondale, IL 62901

Consortium Number =
Institution Number = 6391
Number of Surveys = 454

Cross-tabulation Report

Core Alcohol and Drug Survey - Short Form

Thursday, December 11, 2014

Page 2 of 33

2. Age

	Male		Female		Unknown		Total		
	Freq.	Pct.	Freq.	Pct.	Freq.	Pct.	Freq.	Pct.	
18	5	3	16	5	0	0	21	4.6	
19	8	5	37	12	0	0	45	9.9	
20	10	7	19	6	1	100	30	6.6	
21	13	9	38	12	0	0	51	11.2	
22	13	9	29	10	0	0	42	9.3	
23	10	7	21	7	0	0	31	6.8	
24	5	3	24	8	0	0	29	6.4	
25	3	2	7	2	0	0	10	2.2	
26	8	5	8	3	0	0	16	3.5	
27	5	3	10	3	0	0	15	3.3	
28	10	7	5	2	0	0	15	3.3	
29	4	3	11	4	0	0	15	3.3	
30	3	2	7	2	0	0	10	2.2	
31	6	4	0	0	0	0	6	1.3	
32	6	4	2	1	0	0	8	1.8	
33	4	3	7	2	0	0	11	2.4	
34	3	2	7	2	0	0	10	2.2	
35	2	1	5	2	0	0	7	1.5	
36	2	1	2	1	0	0	4	0.9	
37	1	1	4	1	0	0	5	1.1	
38	1	1	6	2	0	0	7	1.5	
39	1	1	1	0	0	0	2	0.4	
40	1	1	6	2	0	0	7	1.5	
41	0	0	4	1	0	0	4	0.9	
42	4	3	2	1	0	0	6	1.3	
44	4	3	1	0	0	0	5	1.1	
45	1	1	2	1	0	0	3	0.7	
46	2	1	4	1	0	0	6	1.3	
47	1	1	1	0	0	0	2	0.4	
48	0	0	2	1	0	0	2	0.4	
49	2	1	1	0	0	0	3	0.7	
50	3	2	1	0	0	0	4	0.9	
51	0	0	2	1	0	0	2	0.4	
52	0	0	3	1	0	0	3	0.7	
53	2	1	0	0	0	0	2	0.4	
54	1	1	2	1	0	0	3	0.7	
55	1	1	1	0	0	0	2	0.4	
57	0	0	1	0	0	0	1	0.2	
58	0	0	2	1	0	0	2	0.4	
59	0	0	1	0	0	0	1	0.2	
60	0	0	2	1	0	0	2	0.4	
62	1	1	0	0	0	0	1	0.2	
63	2	1	1	0	0	0	3	0.7	
Valid responses =	148	33	305	67	1	0	454	100.0	

Invalid responses include no response or multiple responses.

3. Ethnic origin

	Male		Female		Unknown		Total		
	Freq.	Pct.	Freq.	Pct.	Freq.	Pct.	Freq.	Pct.	
01 American Indian/Alaskan Native	15	10	26	9	0	0	41	9.1	
02 Hispanic	7	5	13	4	1	100	21	4.7	
03 Asian/Pacific Islander	14	10	25	8	0	0	39	8.7	
04 White (non-Hispanic)	102	69	204	68	0	0	306	68.2	
05 Black (non-Hispanic)	2	1	10	3	0	0	12	2.7	
06 Other	7	5	23	8	0	0	30	6.7	
Valid responses =	147	33	301	67	1	0	449	98.9	

Invalid responses include no response or multiple responses.

University of Alaska Anchorage (online) (2014 Other)

SIUC/Core Institute
374 East Grand Avenue
(618) 453-4420
Carbondale, IL 62901

Consortium Number =
Institution Number = 6391
Number of Surveys = 454

Cross-tabulation Report

Core Alcohol and Drug Survey - Short Form

Thursday, December 11, 2014

Page 3 of 33

4. Marital status

	Male		Female		Unknown		Total		
	Freq.	Pct.	Freq.	Pct.	Freq.	Pct.	Freq.	Pct.	
01 Single	90	61	207	68	1	100	298	65.9	
02 Married	44	30	76	25	0	0	120	26.5	
03 Separated	0	0	0	0	0	0	0	0.0	
04 Divorced	13	9	20	7	0	0	33	7.3	
05 Widowed	0	0	1	0	0	0	1	0.2	
Valid responses =	147	33	304	67	1	0	452	99.6	

Invalid responses include no response or multiple responses.

5. Gender

	Male		Female		Unknown		Total		
	Freq.	Pct.	Freq.	Pct.	Freq.	Pct.	Freq.	Pct.	
01 Male	148	100	0	0	0	0	148	32.7	
02 Female	0	0	305	100	0	0	305	67.3	
Valid responses =	148	33	305	67	0	0	453	99.8	

Invalid responses include no response or multiple responses.

6. Is your current residence as a student

	Male		Female		Unknown		Total		
	Freq.	Pct.	Freq.	Pct.	Freq.	Pct.	Freq.	Pct.	
01 On-campus	16	11	28	9	1	100	45	9.9	
02 Off-campus	132	89	276	91	0	0	408	90.1	
Valid responses =	148	33	304	67	1	0	453	99.8	

Invalid responses include no response or multiple responses.

7. Are you working

	Male		Female		Unknown		Total		
	Freq.	Pct.	Freq.	Pct.	Freq.	Pct.	Freq.	Pct.	
01 Yes, full-time	38	26	92	30	0	0	130	28.8	
02 Yes, part-time	51	35	135	44	0	0	186	41.2	
03 No	58	39	77	25	0	0	135	29.9	
Valid responses =	147	33	304	67	0	0	451	99.3	

Invalid responses include no response or multiple responses.

8A. Living arrangements (Where)

	Male		Female		Unknown		Total		
	Freq.	Pct.	Freq.	Pct.	Freq.	Pct.	Freq.	Pct.	
01 House/apartment/etc.	135	91	279	92	1	100	415	91.6	
02 Residence hall	10	7	19	6	0	0	29	6.4	
03 Approved housing	1	1	2	1	0	0	3	0.7	
04 Fraternity or sorority	0	0	0	0	0	0	0	0.0	
05 Other	2	1	4	1	0	0	6	1.3	
Valid responses =	148	33	304	67	1	0	453	99.8	

Invalid responses include no response or multiple responses.

8B. Living arrangements (With whom)

	Male		Female		Unknown		Total		
	Freq.	Pct.	Freq.	Pct.	Freq.	Pct.	Freq.	Pct.	
01 With roommate(s)	40	27	80	26	1	100	121	26.7	
02 Alone	19	13	24	8	0	0	43	9.5	
03 With parent(s)	44	30	88	29	0	0	132	29.1	
04 With spouse	45	30	91	30	0	0	136	30.0	
05 With children	21	14	57	19	0	0	78	17.2	
06 Other	8	5	35	11	0	0	43	9.5	

Valid responses = all responses and blanks: since multiple responses were possible, more than 100% may be indicated.

University of Alaska Anchorage (online) (2014 Other)

SIUC/Core Institute
374 East Grand Avenue
(618) 453-4420
Carbondale, IL 62901

Consortium Number =
Institution Number = 6391
Number of Surveys = 454

Cross-tabulation Report

Core Alcohol and Drug Survey - Short Form

Thursday, December 11, 2014

Page 4 of 33

9. Approximate cumulative grade point average

	Male		Female		Unknown		Total	
	Freq.	Pct.	Freq.	Pct.	Freq.	Pct.	Freq.	Pct.
01 F	1	1	1	0	0	0	2	0.4
02 D-	0	0	0	0	0	0	0	0.0
03 D	0	0	0	0	0	0	0	0.0
04 D+	1	1	2	1	0	0	3	0.7
05 C-	2	1	6	2	0	0	8	1.8
06 C	4	3	15	5	0	0	19	4.2
07 C+	16	11	16	5	0	0	32	7.1
08 B-	9	6	20	7	0	0	29	6.4
09 B	29	20	51	17	0	0	80	17.7
10 B+	25	17	52	17	0	0	77	17.1
11 A-	21	14	52	17	0	0	73	16.2
12 A	29	20	64	21	0	0	93	20.6
13 A+	10	7	25	8	0	0	35	7.8
Valid responses =	147	33	304	67	0	0	451	99.3

Invalid responses include no response or multiple responses.

10a. Some students have indicated that alcohol or drug use at parties they attend in and around campus reduces their enjoyment, often leads to negative situations, and therefore, they would rather not have alcohol and drugs available and used. Other students have indicated that alcohol and drug use at parties increases their enjoyment, often leads to positive situations, and therefore, they would rather have alcohol and drugs available and used. Which of these is closest to your own view?

With regard to drugs

	Male		Female		Unknown		Total	
	Freq.	Pct.	Freq.	Pct.	Freq.	Pct.	Freq.	Pct.
01 have available	35	24	42	14	1	100	78	17.5
02 not have available	112	76	256	86	0	0	368	82.5
Valid responses =	147	33	298	67	1	0	446	98.2

Invalid responses include no response or multiple responses.

10b. Some students have indicated that alcohol or drug use at parties they attend in and around campus reduces their enjoyment, often leads to negative situations, and therefore, they would rather not have alcohol and drugs available and used. Other students have indicated that alcohol and drug use at parties increases their enjoyment, often leads to positive situations, and therefore, they would rather have alcohol and drugs available and used. Which of these is closest to your own view?

With regard to alcohol

	Male		Female		Unknown		Total	
	Freq.	Pct.	Freq.	Pct.	Freq.	Pct.	Freq.	Pct.
01 have available	90	62	191	64	1	100	282	63.4
02 not have available	56	38	107	36	0	0	163	36.6
Valid responses =	146	33	298	67	1	0	445	98.0

Invalid responses include no response or multiple responses.

11. Student status

	Male		Female		Unknown		Total	
	Freq.	Pct.	Freq.	Pct.	Freq.	Pct.	Freq.	Pct.
01 Full-time (12+ credits)	106	72	195	64	1	100	302	66.7
02 Part-time (1-11 credits)	42	28	109	36	0	0	151	33.3
Valid responses =	148	33	304	67	1	0	453	99.8

Invalid responses include no response or multiple responses.

University of Alaska Anchorage (online) (2014 Other)

SIUC/Core Institute
374 East Grand Avenue
(618) 453-4420
Carbondale, IL 62901

Consortium Number =
Institution Number = 6391
Number of Surveys = 454

Cross-tabulation Report

Core Alcohol and Drug Survey - Short Form

Thursday, December 11, 2014

Page 5 of 33

12a. Campus situation on alcohol and drugs
a. Does your campus have alcohol and drug policies

	Male		Female		Unknown		Total		
	Freq.	Pct.	Freq.	Pct.	Freq.	Pct.	Freq.	Pct.	
01 Yes	133	91	251	83	1	100	385	85.6	
02 No	0	0	2	1	0	0	2	0.4	
03 Don't Know	13	9	50	17	0	0	63	14.0	
Valid responses =	146	32	303	67	1	0	450	99.1	

Invalid responses include no response or multiple responses.

12b. Campus situation on alcohol and drugs
b. If so, are they enforced

	Male		Female		Unknown		Total		
	Freq.	Pct.	Freq.	Pct.	Freq.	Pct.	Freq.	Pct.	
01 Yes	76	52	135	45	1	100	212	47.3	
02 No	6	4	4	1	0	0	10	2.2	
03 Don't Know	63	43	163	54	0	0	226	50.4	
Valid responses =	145	32	302	67	1	0	448	98.7	

Invalid responses include no response or multiple responses.

12c. Campus situation on alcohol and drugs
c. Does your campus have a drug and alcohol prevention program

	Male		Female		Unknown		Total		
	Freq.	Pct.	Freq.	Pct.	Freq.	Pct.	Freq.	Pct.	
01 Yes	86	59	116	38	1	100	203	45.2	
02 No	1	1	3	1	0	0	4	0.9	
03 Don't Know	59	40	183	61	0	0	242	53.9	
Valid responses =	146	33	302	67	1	0	449	98.9	

Invalid responses include no response or multiple responses.

12d. Campus situation on alcohol and drugs
d. Do you believe your campus is concerned about the prevention of drug and alcohol use

	Male		Female		Unknown		Total		
	Freq.	Pct.	Freq.	Pct.	Freq.	Pct.	Freq.	Pct.	
01 Yes	108	74	227	75	1	100	336	74.7	
02 No	11	8	15	5	0	0	26	5.8	
03 Don't Know	27	18	61	20	0	0	88	19.6	
Valid responses =	146	32	303	67	1	0	450	99.1	

Invalid responses include no response or multiple responses.

12e. Campus situation on alcohol and drugs
e. Are you actively involved in efforts to prevent drug and alcohol use problems on your campus

	Male		Female		Unknown		Total		
	Freq.	Pct.	Freq.	Pct.	Freq.	Pct.	Freq.	Pct.	
01 Yes	18	12	21	7	0	0	39	8.7	
02 No	128	88	282	93	1	100	411	91.3	
Valid responses =	146	32	303	67	1	0	450	99.1	

Invalid responses include no response or multiple responses.

University of Alaska Anchorage (online) (2014 Other)

SIUC/Core Institute
374 East Grand Avenue
(618) 453-4420
Carbondale, IL 62901

Consortium Number =
Institution Number = 6391
Number of Surveys = 454

Cross-tabulation Report

Core Alcohol and Drug Survey - Short Form

Thursday, December 11, 2014

Page 6 of 33

13. Place of permanent residence

	Male		Female		Unknown		Total		
	Freq.	Pct.	Freq.	Pct.	Freq.	Pct.	Freq.	Pct.	
01 In-state	139	95	284	93	1	100	424	93.8	
02 USA, out of state	5	3	14	5	0	0	19	4.2	
03 Other country	3	2	6	2	0	0	9	2.0	
Valid responses =	147	33	304	67	1	0	452	99.6	

Invalid responses include no response or multiple responses.

14. Think back over the last two weeks. How many times have you had five or more drinks at a sitting

	Male		Female		Unknown		Total		
	Freq.	Pct.	Freq.	Pct.	Freq.	Pct.	Freq.	Pct.	
01 None	102	69	232	77	0	0	334	74.1	
02 Once	23	16	38	13	0	0	61	13.5	
03 Twice	13	9	15	5	1	100	29	6.4	
04 3 to 5 times	5	3	13	4	0	0	18	4.0	
05 6 to 9 times	2	1	3	1	0	0	5	1.1	
06 10 or more times	2	1	2	1	0	0	4	0.9	
Valid responses =	147	33	303	67	1	0	451	99.3	

Invalid responses include no response or multiple responses.

15. Average # of drinks you consume a week

	Male		Female		Unknown		Total		
	Freq.	Pct.	Freq.	Pct.	Freq.	Pct.	Freq.	Pct.	
00	56	38	136	45	0	0	192	42.9	
01	23	16	52	17	0	0	75	16.7	
02	14	10	32	11	0	0	46	10.3	
03	7	5	18	6	0	0	25	5.6	
04	5	3	7	2	0	0	12	2.7	
05	13	9	18	6	1	100	32	7.1	
06	6	4	6	2	0	0	12	2.7	
07	9	6	9	3	0	0	18	4.0	
08	1	1	3	1	0	0	4	0.9	
09	0	0	2	1	0	0	2	0.4	
10	7	5	10	3	0	0	17	3.8	
13	0	0	1	0	0	0	1	0.2	
14	2	1	3	1	0	0	5	1.1	
18	1	1	0	0	0	0	1	0.2	
19	0	0	1	0	0	0	1	0.2	
20	2	1	0	0	0	0	2	0.4	
30	0	0	2	1	0	0	2	0.4	
35	1	1	0	0	0	0	1	0.2	
Valid responses =	147	33	300	67	1	0	448	98.7	

Invalid responses include no response or multiple responses.

	Mean	Std Dev
Male	3.0952	4.7547
Female	2.2100	3.8220
Overall	2.5067	4.1644

University of Alaska Anchorage (online) (2014 Other)

SIUC/Core Institute
374 East Grand Avenue
(618) 453-4420
Carbondale, IL 62901

Consortium Number =
Institution Number = 6391
Number of Surveys = 454

Cross-tabulation Report

Core Alcohol and Drug Survey - Short Form

Thursday, December 11, 2014

Page 7 of 33

16a. At what age did you first use tobacco (smoke, chew, snuff)

	Male		Female		Unknown		Total		
	Freq.	Pct.	Freq.	Pct.	Freq.	Pct.	Freq.	Pct.	
01 Never	58	39	171	57	0	0	229	50.9	
02 Under 10	6	4	4	1	0	0	10	2.2	
03 10 - 11	6	4	6	2	0	0	12	2.7	
04 12 - 13	9	6	12	4	0	0	21	4.7	
05 14 - 15	16	11	28	9	0	0	44	9.8	
06 16 - 17	14	10	37	12	1	100	52	11.6	
07 18 - 20	30	20	36	12	0	0	66	14.7	
08 21 - 25	8	5	8	3	0	0	16	3.6	
09 26+	0	0	0	0	0	0	0	0.0	
Valid responses =	147	33	302	67	1	0	450	99.1	

Invalid responses include no response or multiple responses.

16b. At what age did you first use alcohol (beer, wine, liquor)

	Male		Female		Unknown		Total		
	Freq.	Pct.	Freq.	Pct.	Freq.	Pct.	Freq.	Pct.	
01 Never	17	12	41	14	0	0	58	12.9	
02 Under 10	3	2	6	2	0	0	9	2.0	
03 10 - 11	1	1	4	1	0	0	5	1.1	
04 12 - 13	9	6	14	5	0	0	23	5.1	
05 14 - 15	23	16	54	18	0	0	77	17.1	
06 16 - 17	38	26	74	24	1	100	113	25.1	
07 18 - 20	39	27	73	24	0	0	112	24.9	
08 21 - 25	15	10	35	12	0	0	50	11.1	
09 26+	1	1	2	1	0	0	3	0.7	
Valid responses =	146	32	303	67	1	0	450	99.1	

Invalid responses include no response or multiple responses.

16c. At what age did you first use marijuana (pot, hash, hash oil)

	Male		Female		Unknown		Total		
	Freq.	Pct.	Freq.	Pct.	Freq.	Pct.	Freq.	Pct.	
01 Never	61	42	142	47	0	0	203	45.5	
02 Under 10	0	0	1	0	0	0	1	0.2	
03 10 - 11	2	1	2	1	0	0	4	0.9	
04 12 - 13	5	3	17	6	0	0	22	4.9	
05 14 - 15	20	14	22	7	0	0	42	9.4	
06 16 - 17	22	15	53	18	1	100	76	17.0	
07 18 - 20	26	18	44	15	0	0	70	15.7	
08 21 - 25	7	5	16	5	0	0	23	5.2	
09 26+	2	1	3	1	0	0	5	1.1	
Valid responses =	145	33	300	67	1	0	446	98.2	

Invalid responses include no response or multiple responses.

16d. At what age did you first use cocaine (crack, rock, freebase)

	Male		Female		Unknown		Total		
	Freq.	Pct.	Freq.	Pct.	Freq.	Pct.	Freq.	Pct.	
01 Never	114	78	265	88	1	100	380	84.6	
02 Under 10	1	1	0	0	0	0	1	0.2	
03 10 - 11	0	0	0	0	0	0	0	0.0	
04 12 - 13	0	0	0	0	0	0	0	0.0	
05 14 - 15	2	1	1	0	0	0	3	0.7	
06 16 - 17	4	3	6	2	0	0	10	2.2	
07 18 - 20	11	8	17	6	0	0	28	6.2	
08 21 - 25	14	10	11	4	0	0	25	5.6	
09 26+	0	0	2	1	0	0	2	0.4	
Valid responses =	146	33	302	67	1	0	449	98.9	

Invalid responses include no response or multiple responses.

SIUC/Core Institute
374 East Grand Avenue
(618) 453-4420
Carbondale, IL 62901

Cross-tabulation Report

Thursday, December 11, 2014

Page 8 of 33





		Male		Female		Unknown		Total		
		Freq.	Pct.	Freq.	Pct.	Freq.	Pct.	Freq.	Pct.	
01	Never	133	92	288	95	1	100	422	94.4	
02	Under 10	0	0	1	0	0	0	1	0.2	
03	10 - 11	0	0	0	0	0	0	0	0.0	
04	12 - 13	0	0	0	0	0	0	0	0.0	
05	14 - 15	1	1	1	0	0	0	2	0.4	
06	16 - 17	2	1	4	1	0	0	6	1.3	
07	18 - 20	5	3	5	2	0	0	10	2.2	
08	21 - 25	3	2	1	0	0	0	4	0.9	
09	26+	0	0	2	1	0	0	2	0.4	
Valid responses =		144	32	302	68	1	0	447	98.5	
Invalid responses include no response or multiple responses.										

SIUC/Core Institute
374 East Grand Avenue
(618) 453-4420
Carbondale, IL 62901

Cross-tabulation Report

Thursday, December 11, 2014

Page 9 of 33

		Male		Female		Unknown		Total		
		Freq.	Pct.	Freq.	Pct.	Freq.	Pct.	Freq.	Pct.	
01	Never	129	88	290	96	1	100	420	93.3	
02	Under 10	0	0	0	0	0	0	0	0.0	
03	10 - 11	0	0	0	0	0	0	0	0.0	
04	12 - 13	0	0	0	0	0	0	0	0.0	
05	14 - 15	2	1	2	1	0	0	4	0.9	
06	16 - 17	1	1	4	1	0	0	5	1.1	
07	18 - 20	11	8	2	1	0	0	13	2.9	
08	21 - 25	2	1	2	1	0	0	4	0.9	
09	26+	1	1	3	1	0	0	4	0.9	
Valid responses =		146	32	303	67	1	0	450	99.1	
Invalid responses include no response or multiple responses.										

University of Alaska Anchorage (online) (2014 Other)

SIUC/Core Institute
374 East Grand Avenue
(618) 453-4420
Carbondale, IL 62901

Consortium Number =
Institution Number = 6391
Number of Surveys = 454

Cross-tabulation Report

Core Alcohol and Drug Survey - Short Form

Thursday, December 11, 2014

Page 10 of 33

17a. Within the last year about how often have you used tobacco (smoke, chew, snuff)

		Male		Female		Unknown		Total		
		Freq.	Pct.	Freq.	Pct.	Freq.	Pct.	Freq.	Pct.	
01	Never	95	64	240	79	1	100	336	74.2	
02	Once/year	10	7	16	5	0	0	26	5.7	
03	6 times/year	9	6	12	4	0	0	21	4.6	
04	Once/month	3	2	1	0	0	0	4	0.9	
05	Twice/month	5	3	4	1	0	0	9	2.0	
06	Once/week	4	3	2	1	0	0	6	1.3	
07	3 times/week	2	1	3	1	0	0	5	1.1	
08	5 times/week	3	2	2	1	0	0	5	1.1	
09	Every day	17	11	24	8	0	0	41	9.1	
Valid responses =		148	33	304	67	1	0	453	99.8	

Invalid responses include no response or multiple responses.

17b. Within the last year about how often have you used alcohol (beer, wine, liquor)

		Male		Female		Unknown		Total		
		Freq.	Pct.	Freq.	Pct.	Freq.	Pct.	Freq.	Pct.	
01	Never	31	21	61	20	0	0	92	20.3	
02	Once/year	11	7	27	9	0	0	38	8.4	
03	6 times/year	18	12	41	13	0	0	59	13.0	
04	Once/month	8	5	26	9	0	0	34	7.5	
05	Twice/month	17	11	40	13	0	0	57	12.6	
06	Once/week	27	18	50	16	1	100	78	17.2	
07	3 times/week	18	12	35	12	0	0	53	11.7	
08	5 times/week	15	10	20	7	0	0	35	7.7	
09	Every day	3	2	4	1	0	0	7	1.5	
Valid responses =		148	33	304	67	1	0	453	99.8	

Invalid responses include no response or multiple responses.

17c. Within the last year about how often have you used marijuana (pot, hash, hash oil)

		Male		Female		Unknown		Total		
		Freq.	Pct.	Freq.	Pct.	Freq.	Pct.	Freq.	Pct.	
01	Never	96	65	228	76	0	0	324	72.2	
02	Once/year	12	8	31	10	0	0	43	9.6	
03	6 times/year	12	8	17	6	0	0	29	6.5	
04	Once/month	4	3	5	2	0	0	9	2.0	
05	Twice/month	6	4	4	1	0	0	10	2.2	
06	Once/week	4	3	1	0	1	100	6	1.3	
07	3 times/week	6	4	5	2	0	0	11	2.4	
08	5 times/week	2	1	1	0	0	0	3	0.7	
09	Every day	5	3	9	3	0	0	14	3.1	
Valid responses =		147	33	301	67	1	0	449	98.9	

Invalid responses include no response or multiple responses.

17d. Within the last year about how often have you used cocaine (crack, rock, freebase)

		Male		Female		Unknown		Total		
		Freq.	Pct.	Freq.	Pct.	Freq.	Pct.	Freq.	Pct.	
01	Never	136	93	293	97	1	100	430	95.6	
02	Once/year	7	5	5	2	0	0	12	2.7	
03	6 times/year	0	0	3	1	0	0	3	0.7	
04	Once/month	1	1	1	0	0	0	2	0.4	
05	Twice/month	1	1	0	0	0	0	1	0.2	
06	Once/week	1	1	0	0	0	0	1	0.2	
07	3 times/week	0	0	0	0	0	0	0	0.0	
08	5 times/week	0	0	0	0	0	0	0	0.0	
09	Every day	0	0	1	0	0	0	1	0.2	
Valid responses =		146	32	303	67	1	0	450	99.1	

Invalid responses include no response or multiple responses.

Invalid responses include no response or multiple responses.

University of Alaska Anchorage (online) (2014 Other)

SIUC/Core Institute
374 East Grand Avenue
(618) 453-4420
Carbondale, IL 62901

Consortium Number =
Institution Number = 6391
Number of Surveys = 454

Cross-tabulation Report

Core Alcohol and Drug Survey - Short Form

Thursday, December 11, 2014

Page 13 of 33

18a. During the past 30 days on how many days did you have tobacco (smoke, chew, snuff)

	Male		Female		Unknown		Total		
	Freq.	Pct.	Freq.	Pct.	Freq.	Pct.	Freq.	Pct.	
01 0 days	116	79	265	87	1	100	382	84.7	
02 1-2 days	7	5	12	4	0	0	19	4.2	
03 3-5 days	4	3	2	1	0	0	6	1.3	
04 6-9 days	3	2	0	0	0	0	3	0.7	
05 10-19 days	2	1	2	1	0	0	4	0.9	
06 20-29 days	2	1	9	3	0	0	11	2.4	
07 All 30 days	12	8	14	5	0	0	26	5.8	
Valid responses =	146	32	304	67	1	0	451	99.3	

Invalid responses include no response or multiple responses.

18b. During the past 30 days on how many days did you have alcohol (beer, wine, liquor)

	Male		Female		Unknown		Total		
	Freq.	Pct.	Freq.	Pct.	Freq.	Pct.	Freq.	Pct.	
01 0 days	46	32	104	34	0	0	150	33.4	
02 1-2 days	39	27	88	29	1	100	128	28.5	
03 3-5 days	22	15	38	13	0	0	60	13.4	
04 6-9 days	15	10	25	8	0	0	40	8.9	
05 10-19 days	12	8	34	11	0	0	46	10.2	
06 20-29 days	9	6	14	5	0	0	23	5.1	
07 All 30 days	2	1	0	0	0	0	2	0.4	
Valid responses =	145	32	303	67	1	0	449	98.9	

Invalid responses include no response or multiple responses.

18c. During the past 30 days on how many days did you have marijuana (pot, hash, hash oil)

	Male		Female		Unknown		Total		
	Freq.	Pct.	Freq.	Pct.	Freq.	Pct.	Freq.	Pct.	
01 0 days	114	79	271	90	0	0	385	85.9	
02 1-2 days	9	6	16	5	0	0	25	5.6	
03 3-5 days	11	8	1	0	1	100	13	2.9	
04 6-9 days	3	2	3	1	0	0	6	1.3	
05 10-19 days	3	2	3	1	0	0	6	1.3	
06 20-29 days	3	2	4	1	0	0	7	1.6	
07 All 30 days	2	1	4	1	0	0	6	1.3	
Valid responses =	145	32	302	67	1	0	448	98.7	

Invalid responses include no response or multiple responses.

18d. During the past 30 days on how many days did you have cocaine (crack, rock, freebase)

	Male		Female		Unknown		Total		
	Freq.	Pct.	Freq.	Pct.	Freq.	Pct.	Freq.	Pct.	
01 0 days	142	97	298	99	1	100	441	98.2	
02 1-2 days	1	1	4	1	0	0	5	1.1	
03 3-5 days	2	1	0	0	0	0	2	0.4	
04 6-9 days	1	1	0	0	0	0	1	0.2	
05 10-19 days	0	0	0	0	0	0	0	0.0	
06 20-29 days	0	0	0	0	0	0	0	0.0	
07 All 30 days	0	0	0	0	0	0	0	0.0	
Valid responses =	146	33	302	67	1	0	449	98.9	

Invalid responses include no response or multiple responses.

Invalid responses include no response or multiple responses.

University of Alaska Anchorage (online) (2014 Other)

SIUC/Core Institute
374 East Grand Avenue
(618) 453-4420
Carbondale, IL 62901

Consortium Number =
Institution Number = 6391
Number of Surveys = 454

Cross-tabulation Report

Core Alcohol and Drug Survey - Short Form

Thursday, December 11, 2014

Page 15 of 33

18i. During the past 30 days on how many days did you have inhalants (glue, solvents, gas)

	Male		Female		Unknown		Total	
	Freq.	Pct.	Freq.	Pct.	Freq.	Pct.	Freq.	Pct.
01 0 days	144	99	301	100	1	100	446	99.3
02 1-2 days	1	1	0	0	0	0	1	0.2
03 3-5 days	1	1	0	0	0	0	1	0.2
04 6-9 days	0	0	1	0	0	0	1	0.2
05 10-19 days	0	0	0	0	0	0	0	0.0
06 20-29 days	0	0	0	0	0	0	0	0.0
07 All 30 days	0	0	0	0	0	0	0	0.0
Valid responses =	146	33	302	67	1	0	449	98.9

Invalid responses include no response or multiple responses.

18j. During the past 30 days on how many days did you have designer drugs (ecstasy, MDMA)

	Male		Female		Unknown		Total	
	Freq.	Pct.	Freq.	Pct.	Freq.	Pct.	Freq.	Pct.
01 0 days	141	97	297	98	1	100	439	97.6
02 1-2 days	3	2	4	1	0	0	7	1.6
03 3-5 days	2	1	1	0	0	0	3	0.7
04 6-9 days	0	0	0	0	0	0	0	0.0
05 10-19 days	0	0	0	0	0	0	0	0.0
06 20-29 days	0	0	0	0	0	0	0	0.0
07 All 30 days	0	0	1	0	0	0	1	0.2
Valid responses =	146	32	303	67	1	0	450	99.1

Invalid responses include no response or multiple responses.

18k. During the past 30 days on how many days did you have steroids

	Male		Female		Unknown		Total	
	Freq.	Pct.	Freq.	Pct.	Freq.	Pct.	Freq.	Pct.
01 0 days	143	98	303	100	1	100	447	99.1
02 1-2 days	2	1	0	0	0	0	2	0.4
03 3-5 days	1	1	0	0	0	0	1	0.2
04 6-9 days	0	0	0	0	0	0	0	0.0
05 10-19 days	0	0	0	0	0	0	0	0.0
06 20-29 days	0	0	0	0	0	0	0	0.0
07 All 30 days	0	0	1	0	0	0	1	0.2
Valid responses =	146	32	304	67	1	0	451	99.3

Invalid responses include no response or multiple responses.

18l. During the past 30 days on how many days did you have other illegal drugs

	Male		Female		Unknown		Total	
	Freq.	Pct.	Freq.	Pct.	Freq.	Pct.	Freq.	Pct.
01 0 days	144	99	303	100	1	100	448	99.3
02 1-2 days	2	1	0	0	0	0	2	0.4
03 3-5 days	0	0	0	0	0	0	0	0.0
04 6-9 days	0	0	0	0	0	0	0	0.0
05 10-19 days	0	0	0	0	0	0	0	0.0
06 20-29 days	0	0	0	0	0	0	0	0.0
07 All 30 days	0	0	1	0	0	0	1	0.2
Valid responses =	146	32	304	67	1	0	451	99.3

Invalid responses include no response or multiple responses.

University of Alaska Anchorage (online) (2014 Other)

SIUC/Core Institute
374 East Grand Avenue
(618) 453-4420
Carbondale, IL 62901

Consortium Number =
Institution Number = 6391
Number of Surveys = 454

Cross-tabulation Report

Core Alcohol and Drug Survey - Short Form

Thursday, December 11, 2014

Page 16 of 33

19a. How often do you think the average student on your campus uses tobacco (smoke, chew, snuff)

	Male		Female		Unknown		Total		
	Freq.	Pct.	Freq.	Pct.	Freq.	Pct.	Freq.	Pct.	
01 Never	26	18	32	11	0	0	58	13.0	
02 Once/year	6	4	9	3	0	0	15	3.4	
03 6 times/year	10	7	18	6	0	0	28	6.3	
04 Once/month	2	1	16	5	0	0	18	4.0	
05 Twice/month	8	5	20	7	0	0	28	6.3	
06 Once/week	27	18	53	18	0	0	80	18.0	
07 3 times/week	26	18	66	22	0	0	92	20.7	
08 5 times/week	11	7	28	9	0	0	39	8.8	
09 Every day	31	21	55	19	1	100	87	19.6	
Valid responses =	147	33	297	67	1	0	445	98.0	

Invalid responses include no response or multiple responses.

19b. How often do you think the average student on your campus uses alcohol (beer, wine, liquor)

	Male		Female		Unknown		Total		
	Freq.	Pct.	Freq.	Pct.	Freq.	Pct.	Freq.	Pct.	
01 Never	9	6	8	3	0	0	17	3.8	
02 Once/year	0	0	1	0	0	0	1	0.2	
03 6 times/year	3	2	4	1	0	0	7	1.6	
04 Once/month	6	4	6	2	0	0	12	2.7	
05 Twice/month	16	11	16	5	0	0	32	7.2	
06 Once/week	32	22	82	28	0	0	114	25.6	
07 3 times/week	46	31	116	39	1	100	163	36.5	
08 5 times/week	21	14	42	14	0	0	63	14.1	
09 Every day	14	10	23	8	0	0	37	8.3	
Valid responses =	147	33	298	67	1	0	446	98.2	

Invalid responses include no response or multiple responses.

19c. How often do you think the average student on your campus uses marijuana (pot, hash, hash oil)

	Male		Female		Unknown		Total		
	Freq.	Pct.	Freq.	Pct.	Freq.	Pct.	Freq.	Pct.	
01 Never	18	12	14	5	0	0	32	7.2	
02 Once/year	7	5	12	4	0	0	19	4.3	
03 6 times/year	14	10	22	7	0	0	36	8.1	
04 Once/month	14	10	18	6	0	0	32	7.2	
05 Twice/month	10	7	38	13	0	0	48	10.8	
06 Once/week	28	19	64	22	0	0	92	20.8	
07 3 times/week	26	18	68	23	1	100	95	21.4	
08 5 times/week	18	12	36	12	0	0	54	12.2	
09 Every day	11	8	24	8	0	0	35	7.9	
Valid responses =	146	33	296	67	1	0	443	97.6	

Invalid responses include no response or multiple responses.

19d. How often do you think the average student on your campus uses cocaine (crack, rock, freebase)

	Male		Female		Unknown		Total		
	Freq.	Pct.	Freq.	Pct.	Freq.	Pct.	Freq.	Pct.	
01 Never	78	53	129	44	1	100	208	47.4	
02 Once/year	29	20	71	24	0	0	100	22.8	
03 6 times/year	9	6	32	11	0	0	41	9.3	
04 Once/month	10	7	15	5	0	0	25	5.7	
05 Twice/month	4	3	22	8	0	0	26	5.9	
06 Once/week	10	7	14	5	0	0	24	5.5	
07 3 times/week	3	2	6	2	0	0	9	2.1	
08 5 times/week	0	0	0	0	0	0	0	0.0	
09 Every day	3	2	3	1	0	0	6	1.4	
Valid responses =	146	33	292	67	1	0	439	96.7	

Invalid responses include no response or multiple responses.

University of Alaska Anchorage (online) (2014 Other)

SIUC/Core Institute
374 East Grand Avenue
(618) 453-4420
Carbondale, IL 62901

Consortium Number =
Institution Number = 6391
Number of Surveys = 454

Cross-tabulation Report

Core Alcohol and Drug Survey - Short Form

Thursday, December 11, 2014

Page 17 of 33

19e. How often do you think the average student on your campus uses amphetamines (diet pills, speed)

	Male		Female		Unknown		Total	
	Freq.	Pct.	Freq.	Pct.	Freq.	Pct.	Freq.	Pct.
01 Never	70	48	108	37	1	100	179	40.7
02 Once/year	22	15	51	17	0	0	73	16.6
03 6 times/year	15	10	46	16	0	0	61	13.9
04 Once/month	6	4	16	5	0	0	22	5.0
05 Twice/month	6	4	19	6	0	0	25	5.7
06 Once/week	12	8	26	9	0	0	38	8.6
07 3 times/week	10	7	15	5	0	0	25	5.7
08 5 times/week	1	1	5	2	0	0	6	1.4
09 Every day	3	2	8	3	0	0	11	2.5
Valid responses =	145	33	294	67	1	0	440	96.9

Invalid responses include no response or multiple responses.

19f. How often do you think the average student on your campus uses sedatives (downers, ludes)

	Male		Female		Unknown		Total	
	Freq.	Pct.	Freq.	Pct.	Freq.	Pct.	Freq.	Pct.
01 Never	80	55	130	45	1	100	211	48.2
02 Once/year	22	15	57	20	0	0	79	18.0
03 6 times/year	8	6	39	13	0	0	47	10.7
04 Once/month	10	7	23	8	0	0	33	7.5
05 Twice/month	8	6	19	7	0	0	27	6.2
06 Once/week	7	5	14	5	0	0	21	4.8
07 3 times/week	5	3	7	2	0	0	12	2.7
08 5 times/week	2	1	0	0	0	0	2	0.5
09 Every day	3	2	3	1	0	0	6	1.4
Valid responses =	145	33	292	67	1	0	438	96.5

Invalid responses include no response or multiple responses.

19g. How often do you think the average student on your campus uses hallucinogens (LSD, PCP)

	Male		Female		Unknown		Total	
	Freq.	Pct.	Freq.	Pct.	Freq.	Pct.	Freq.	Pct.
01 Never	81	56	134	46	0	0	215	49.4
02 Once/year	25	17	75	26	0	0	100	23.0
03 6 times/year	12	8	28	10	0	0	40	9.2
04 Once/month	9	6	17	6	0	0	26	6.0
05 Twice/month	6	4	10	3	0	0	16	3.7
06 Once/week	5	3	15	5	1	100	21	4.8
07 3 times/week	3	2	7	2	0	0	10	2.3
08 5 times/week	0	0	0	0	0	0	0	0.0
09 Every day	3	2	4	1	0	0	7	1.6
Valid responses =	144	33	290	67	1	0	435	95.8

Invalid responses include no response or multiple responses.

19h. How often do you think the average student on your campus uses opiates (heroin, smack, horse)

	Male		Female		Unknown		Total	
	Freq.	Pct.	Freq.	Pct.	Freq.	Pct.	Freq.	Pct.
01 Never	94	65	160	55	1	100	255	58.2
02 Once/year	22	15	70	24	0	0	92	21.0
03 6 times/year	4	3	16	5	0	0	20	4.6
04 Once/month	7	5	11	4	0	0	18	4.1
05 Twice/month	4	3	10	3	0	0	14	3.2
06 Once/week	7	5	17	6	0	0	24	5.5
07 3 times/week	4	3	5	2	0	0	9	2.1
08 5 times/week	0	0	0	0	0	0	0	0.0
09 Every day	3	2	3	1	0	0	6	1.4
Valid responses =	145	33	292	67	1	0	438	96.5

Invalid responses include no response or multiple responses.

University of Alaska Anchorage (online) (2014 Other)

SIUC/Core Institute
374 East Grand Avenue
(618) 453-4420
Carbondale, IL 62901

Consortium Number =
Institution Number = 6391
Number of Surveys = 454

Cross-tabulation Report

Core Alcohol and Drug Survey - Short Form

Thursday, December 11, 2014

Page 18 of 33

19i. How often do you think the average student on your campus uses inhalants (glue, solvents, gas)

		Male		Female		Unknown		Total		
		Freq.	Pct.	Freq.	Pct.	Freq.	Pct.	Freq.	Pct.	
01	Never	97	68	175	60	1	100	273	62.6	
02	Once/year	15	10	56	19	0	0	71	16.3	
03	6 times/year	6	4	21	7	0	0	27	6.2	
04	Once/month	8	6	12	4	0	0	20	4.6	
05	Twice/month	1	1	7	2	0	0	8	1.8	
06	Once/week	10	7	13	4	0	0	23	5.3	
07	3 times/week	3	2	4	1	0	0	7	1.6	
08	5 times/week	0	0	1	0	0	0	1	0.2	
09	Every day	3	2	3	1	0	0	6	1.4	
Valid responses =		143	33	292	67	1	0	436	96.0	

Invalid responses include no response or multiple responses.

19j. How often do you think the average student on your campus uses designer drugs (ecstasy, MDMA)

		Male		Female		Unknown		Total		
		Freq.	Pct.	Freq.	Pct.	Freq.	Pct.	Freq.	Pct.	
01	Never	66	45	104	36	0	0	170	38.8	
02	Once/year	34	23	71	24	0	0	105	24.0	
03	6 times/year	12	8	45	15	0	0	57	13.0	
04	Once/month	8	5	25	9	0	0	33	7.5	
05	Twice/month	6	4	20	7	0	0	26	5.9	
06	Once/week	10	7	17	6	1	100	28	6.4	
07	3 times/week	5	3	6	2	0	0	11	2.5	
08	5 times/week	0	0	0	0	0	0	0	0.0	
09	Every day	5	3	3	1	0	0	8	1.8	
Valid responses =		146	33	291	66	1	0	438	96.5	

Invalid responses include no response or multiple responses.

19k. How often do you think the average student on your campus uses steroids

		Male		Female		Unknown		Total		
		Freq.	Pct.	Freq.	Pct.	Freq.	Pct.	Freq.	Pct.	
01	Never	86	59	142	49	1	100	229	52.3	
02	Once/year	26	18	52	18	0	0	78	17.8	
03	6 times/year	9	6	27	9	0	0	36	8.2	
04	Once/month	7	5	23	8	0	0	30	6.8	
05	Twice/month	3	2	17	6	0	0	20	4.6	
06	Once/week	6	4	16	5	0	0	22	5.0	
07	3 times/week	2	1	7	2	0	0	9	2.1	
08	5 times/week	3	2	4	1	0	0	7	1.6	
09	Every day	4	3	3	1	0	0	7	1.6	
Valid responses =		146	33	291	66	1	0	438	96.5	

Invalid responses include no response or multiple responses.

19l. How often do you think the average student on your campus uses other illegal drugs

		Male		Female		Unknown		Total		
		Freq.	Pct.	Freq.	Pct.	Freq.	Pct.	Freq.	Pct.	
01	Never	79	54	129	44	0	0	208	47.5	
02	Once/year	31	21	63	22	0	0	94	21.5	
03	6 times/year	12	8	36	12	0	0	48	11.0	
04	Once/month	7	5	21	7	0	0	28	6.4	
05	Twice/month	2	1	12	4	0	0	14	3.2	
06	Once/week	7	5	14	5	0	0	21	4.8	
07	3 times/week	4	3	6	2	0	0	10	2.3	
08	5 times/week	0	0	4	1	0	0	4	0.9	
09	Every day	4	3	7	2	0	0	11	2.5	
Valid responses =		146	33	292	67	0	0	438	96.5	

Invalid responses include no response or multiple responses.

University of Alaska Anchorage (online) (2014 Other)

SIUC/Core Institute
374 East Grand Avenue
(618) 453-4420
Carbondale, IL 62901

Consortium Number =
Institution Number = 6391
Number of Surveys = 454

Cross-tabulation Report

Core Alcohol and Drug Survey - Short Form

Thursday, December 11, 2014

Page 19 of 33

20a. Where have you used tobacco (smoke, chew, snuff)

	Male		Female		Unknown		Total		
	Freq.	Pct.	Freq.	Pct.	Freq.	Pct.	Freq.	Pct.	
01 Never used	68	46	192	63	1	100	261	57.5	
02 On campus events	11	7	14	5	0	0	25	5.5	
03 Residence hall	8	5	9	3	0	0	17	3.7	
04 Frat/sorority	4	3	4	1	0	0	8	1.8	
05 Bar/restaurant	34	23	46	15	0	0	80	17.6	
06 Where you live	55	37	66	22	0	0	121	26.7	
07 In a car	45	30	49	16	0	0	94	20.7	
08 Private parties	47	32	51	17	0	0	98	21.6	
09 Other	20	14	30	10	0	0	50	11.0	

Valid responses = all responses and blanks: since multiple responses were possible, more than 100% may be indicated.

20b. Where have you used alcohol (beer, wine, liquor)

	Male		Female		Unknown		Total		
	Freq.	Pct.	Freq.	Pct.	Freq.	Pct.	Freq.	Pct.	
01 Never used	24	16	47	15	0	0	71	15.6	
02 On campus events	11	7	19	6	0	0	30	6.6	
03 Residence hall	15	10	29	10	1	100	45	9.9	
04 Frat/sorority	8	5	10	3	0	0	18	4.0	
05 Bar/restaurant	86	58	162	53	0	0	248	54.6	
06 Where you live	102	69	209	69	0	0	311	68.5	
07 In a car	22	15	27	9	1	100	50	11.0	
08 Private parties	83	56	175	57	1	100	259	57.0	
09 Other	22	15	44	14	0	0	66	14.5	

Valid responses = all responses and blanks: since multiple responses were possible, more than 100% may be indicated.

20c. Where have you used marijuana (pot, hash, hash oil)

	Male		Female		Unknown		Total		
	Freq.	Pct.	Freq.	Pct.	Freq.	Pct.	Freq.	Pct.	
01 Never used	75	51	171	56	0	0	246	54.2	
02 On campus events	8	5	11	4	0	0	19	4.2	
03 Residence hall	7	5	8	3	0	0	15	3.3	
04 Frat/sorority	5	3	2	1	0	0	7	1.5	
05 Bar/restaurant	10	7	8	3	0	0	18	4.0	
06 Where you live	47	32	75	25	0	0	122	26.9	
07 In a car	30	20	45	15	1	100	76	16.7	
08 Private parties	51	34	82	27	1	100	134	29.5	
09 Other	19	13	32	10	0	0	51	11.2	

Valid responses = all responses and blanks: since multiple responses were possible, more than 100% may be indicated.

20d. Where have you used cocaine (crack, rock, freebase)

	Male		Female		Unknown		Total		
	Freq.	Pct.	Freq.	Pct.	Freq.	Pct.	Freq.	Pct.	
01 Never used	124	84	273	90	1	100	398	87.7	
02 On campus events	0	0	4	1	0	0	4	0.9	
03 Residence hall	1	1	1	0	0	0	2	0.4	
04 Frat/sorority	0	0	1	0	0	0	1	0.2	
05 Bar/restaurant	3	2	3	1	0	0	6	1.3	
06 Where you live	9	6	12	4	0	0	21	4.6	
07 In a car	4	3	5	2	0	0	9	2.0	
08 Private parties	14	9	17	6	0	0	31	6.8	
09 Other	5	3	3	1	0	0	8	1.8	

Valid responses = all responses and blanks: since multiple responses were possible, more than 100% may be indicated.

University of Alaska Anchorage (online) (2014 Other)

SIUC/Core Institute
374 East Grand Avenue
(618) 453-4420
Carbondale, IL 62901

Consortium Number =
Institution Number = 6391
Number of Surveys = 454

Cross-tabulation Report

Core Alcohol and Drug Survey - Short Form

Thursday, December 11, 2014

Page 20 of 33

20e. Where have you used amphetamines (diet pills, speed)

		Male		Female		Unknown		Total		
		Freq.	Pct.	Freq.	Pct.	Freq.	Pct.	Freq.	Pct.	
01	Never used	126	85	276	90	1	100	403	88.8	
02	On campus events	3	2	4	1	0	0	7	1.5	
03	Residence hall	0	0	0	0	0	0	0	0.0	
04	Frat/sorority	0	0	0	0	0	0	0	0.0	
05	Bar/restaurant	4	3	1	0	0	0	5	1.1	
06	Where you live	13	9	17	6	0	0	30	6.6	
07	In a car	4	3	2	1	0	0	6	1.3	
08	Private parties	8	5	2	1	0	0	10	2.2	
09	Other	5	3	6	2	0	0	11	2.4	

Valid responses = all responses and blanks: since multiple responses were possible, more than 100% may be indicated.

20f. Where have you used sedatives (downers, ludes)

		Male		Female		Unknown		Total		
		Freq.	Pct.	Freq.	Pct.	Freq.	Pct.	Freq.	Pct.	
01	Never used	130	88	282	92	1	100	413	91.0	
02	On campus events	1	1	2	1	0	0	3	0.7	
03	Residence hall	1	1	1	0	0	0	2	0.4	
04	Frat/sorority	1	1	1	0	0	0	2	0.4	
05	Bar/restaurant	2	1	2	1	0	0	4	0.9	
06	Where you live	11	7	11	4	0	0	22	4.8	
07	In a car	5	3	2	1	0	0	7	1.5	
08	Private parties	7	5	6	2	0	0	13	2.9	
09	Other	6	4	5	2	0	0	11	2.4	

Valid responses = all responses and blanks: since multiple responses were possible, more than 100% may be indicated.

20g. Where have you used hallucinogens (LSD, PCP)

		Male		Female		Unknown		Total		
		Freq.	Pct.	Freq.	Pct.	Freq.	Pct.	Freq.	Pct.	
01	Never used	122	82	273	90	0	0	395	87.0	
02	On campus events	2	1	2	1	0	0	4	0.9	
03	Residence hall	4	3	4	1	0	0	8	1.8	
04	Frat/sorority	0	0	0	0	0	0	0	0.0	
05	Bar/restaurant	2	1	1	0	0	0	3	0.7	
06	Where you live	11	7	16	5	0	0	27	5.9	
07	In a car	6	4	4	1	0	0	10	2.2	
08	Private parties	14	9	9	3	1	100	24	5.3	
09	Other	7	5	13	4	0	0	20	4.4	

Valid responses = all responses and blanks: since multiple responses were possible, more than 100% may be indicated.

20h. Where have you used opiates (heroin, smack, horse)

		Male		Female		Unknown		Total		
		Freq.	Pct.	Freq.	Pct.	Freq.	Pct.	Freq.	Pct.	
01	Never used	135	91	292	96	1	100	428	94.3	
02	On campus events	1	1	1	0	0	0	2	0.4	
03	Residence hall	1	1	0	0	0	0	1	0.2	
04	Frat/sorority	0	0	0	0	0	0	0	0.0	
05	Bar/restaurant	1	1	1	0	0	0	2	0.4	
06	Where you live	8	5	5	2	0	0	13	2.9	
07	In a car	2	1	0	0	0	0	2	0.4	
08	Private parties	5	3	3	1	0	0	8	1.8	
09	Other	3	2	4	1	0	0	7	1.5	

Valid responses = all responses and blanks: since multiple responses were possible, more than 100% may be indicated.

University of Alaska Anchorage (online) (2014 Other)

SIUC/Core Institute
374 East Grand Avenue
(618) 453-4420
Carbondale, IL 62901

Consortium Number =
Institution Number = 6391
Number of Surveys = 454

Cross-tabulation Report

Core Alcohol and Drug Survey - Short Form

Thursday, December 11, 2014

Page 21 of 33

20i. Where have you used inhalants (glue, solvents, gas)

		Male		Female		Unknown		Total		
		Freq.	Pct.	Freq.	Pct.	Freq.	Pct.	Freq.	Pct.	
01	Never used	136	92	293	96	1	100	430	94.7	
02	On campus events	0	0	2	1	0	0	2	0.4	
03	Residence hall	0	0	0	0	0	0	0	0.0	
04	Frat/sorority	1	1	0	0	0	0	1	0.2	
05	Bar/restaurant	0	0	0	0	0	0	0	0.0	
06	Where you live	5	3	1	0	0	0	6	1.3	
07	In a car	1	1	1	0	0	0	2	0.4	
08	Private parties	5	3	1	0	0	0	6	1.3	
09	Other	2	1	5	2	0	0	7	1.5	

Valid responses = all responses and blanks: since multiple responses were possible, more than 100% may be indicated.

20j. Where have you used designer drugs (ecstasy, MDMA)

		Male		Female		Unknown		Total		
		Freq.	Pct.	Freq.	Pct.	Freq.	Pct.	Freq.	Pct.	
01	Never used	128	86	271	89	0	0	399	87.9	
02	On campus events	0	0	3	1	0	0	3	0.7	
03	Residence hall	0	0	2	1	0	0	2	0.4	
04	Frat/sorority	0	0	2	1	0	0	2	0.4	
05	Bar/restaurant	2	1	6	2	0	0	8	1.8	
06	Where you live	8	5	14	5	0	0	22	4.8	
07	In a car	2	1	2	1	0	0	4	0.9	
08	Private parties	13	9	19	6	1	100	33	7.3	
09	Other	5	3	13	4	0	0	18	4.0	

Valid responses = all responses and blanks: since multiple responses were possible, more than 100% may be indicated.

20k. Where have you used steroids

		Male		Female		Unknown		Total		
		Freq.	Pct.	Freq.	Pct.	Freq.	Pct.	Freq.	Pct.	
01	Never used	141	95	296	97	1	100	438	96.5	
02	On campus events	0	0	1	0	0	0	1	0.2	
03	Residence hall	0	0	0	0	0	0	0	0.0	
04	Frat/sorority	0	0	0	0	0	0	0	0.0	
05	Bar/restaurant	1	1	0	0	0	0	1	0.2	
06	Where you live	1	1	2	1	0	0	3	0.7	
07	In a car	0	0	0	0	0	0	0	0.0	
08	Private parties	1	1	0	0	0	0	1	0.2	
09	Other	2	1	1	0	0	0	3	0.7	

Valid responses = all responses and blanks: since multiple responses were possible, more than 100% may be indicated.

20l. Where have you used other illegal drugs

		Male		Female		Unknown		Total		
		Freq.	Pct.	Freq.	Pct.	Freq.	Pct.	Freq.	Pct.	
01	Never used	135	91	292	96	1	100	428	94.3	
02	On campus events	1	1	1	0	0	0	2	0.4	
03	Residence hall	1	1	1	0	0	0	2	0.4	
04	Frat/sorority	0	0	0	0	0	0	0	0.0	
05	Bar/restaurant	2	1	1	0	0	0	3	0.7	
06	Where you live	7	5	4	1	0	0	11	2.4	
07	In a car	3	2	2	1	0	0	5	1.1	
08	Private parties	7	5	4	1	0	0	11	2.4	
09	Other	4	3	4	1	0	0	8	1.8	

Valid responses = all responses and blanks: since multiple responses were possible, more than 100% may be indicated.

University of Alaska Anchorage (online) (2014 Other)

SIUC/Core Institute
374 East Grand Avenue
(618) 453-4420
Carbondale, IL 62901

Consortium Number =
Institution Number = 6391
Number of Surveys = 454

Cross-tabulation Report

Core Alcohol and Drug Survey - Short Form

Thursday, December 11, 2014

Page 22 of 33

21a. Please indicate how often you have experienced the following due to your drinking or drug use during the last year...
a. Had a hangover

	Male		Female		Unknown		Total		
	Freq.	Pct.	Freq.	Pct.	Freq.	Pct.	Freq.	Pct.	
01 Never	69	47	150	50	0	0	219	48.7	
02 Once	13	9	36	12	1	100	50	11.1	
03 Twice	22	15	37	12	0	0	59	13.1	
04 3-5 times	24	16	44	15	0	0	68	15.1	
05 6-9 times	9	6	16	5	0	0	25	5.6	
06 10 or more times	9	6	20	7	0	0	29	6.4	
Valid responses =	146	32	303	67	1	0	450	99.1	

Invalid responses include no response or multiple responses.

21b. Please indicate how often you have experienced the following due to your drinking or drug use during the last year...
b. Performed poorly on a test or important project

	Male		Female		Unknown		Total		
	Freq.	Pct.	Freq.	Pct.	Freq.	Pct.	Freq.	Pct.	
01 Never	119	82	255	84	1	100	375	83.3	
02 Once	13	9	18	6	0	0	31	6.9	
03 Twice	5	3	12	4	0	0	17	3.8	
04 3-5 times	4	3	13	4	0	0	17	3.8	
05 6-9 times	4	3	4	1	0	0	8	1.8	
06 10 or more times	1	1	1	0	0	0	2	0.4	
Valid responses =	146	32	303	67	1	0	450	99.1	

Invalid responses include no response or multiple responses.

21c. Please indicate how often you have experienced the following due to your drinking or drug use during the last year...
c. Been in trouble with police, residence hall, or other college authorities

	Male		Female		Unknown		Total		
	Freq.	Pct.	Freq.	Pct.	Freq.	Pct.	Freq.	Pct.	
01 Never	134	92	293	97	1	100	428	95.3	
02 Once	9	6	4	1	0	0	13	2.9	
03 Twice	2	1	3	1	0	0	5	1.1	
04 3-5 times	0	0	1	0	0	0	1	0.2	
05 6-9 times	0	0	0	0	0	0	0	0.0	
06 10 or more times	1	1	1	0	0	0	2	0.4	
Valid responses =	146	33	302	67	1	0	449	98.9	

Invalid responses include no response or multiple responses.

21d. Please indicate how often you have experienced the following due to your drinking or drug use during the last year...
d. Damaged property, pulled fire alarm, etc.

	Male		Female		Unknown		Total		
	Freq.	Pct.	Freq.	Pct.	Freq.	Pct.	Freq.	Pct.	
01 Never	143	99	298	99	1	100	442	98.7	
02 Once	0	0	1	0	0	0	1	0.2	
03 Twice	1	1	2	1	0	0	3	0.7	
04 3-5 times	0	0	0	0	0	0	0	0.0	
05 6-9 times	0	0	0	0	0	0	0	0.0	
06 10 or more times	1	1	1	0	0	0	2	0.4	
Valid responses =	145	32	302	67	1	0	448	98.7	

Invalid responses include no response or multiple responses.

University of Alaska Anchorage (online) (2014 Other)

SIUC/Core Institute
374 East Grand Avenue
(618) 453-4420
Carbondale, IL 62901

Consortium Number =
Institution Number = 6391
Number of Surveys = 454

Cross-tabulation Report

Core Alcohol and Drug Survey - Short Form

Thursday, December 11, 2014

Page 23 of 33

21e. Please indicate how often you have experienced the following due to your drinking or drug use during the last year...
e. Got into an argument or fight

	Male		Female		Unknown		Total		
	Freq.	Pct.	Freq.	Pct.	Freq.	Pct.	Freq.	Pct.	
01 Never	122	84	256	84	1	100	379	84.4	
02 Once	6	4	18	6	0	0	24	5.3	
03 Twice	8	6	11	4	0	0	19	4.2	
04 3-5 times	6	4	14	5	0	0	20	4.5	
05 6-9 times	3	2	0	0	0	0	3	0.7	
06 10 or more times	0	0	4	1	0	0	4	0.9	
Valid responses =	145	32	303	67	1	0	449	98.9	

Invalid responses include no response or multiple responses.

21f. Please indicate how often you have experienced the following due to your drinking or drug use during the last year...
f. Got nauseated or vomited

	Male		Female		Unknown		Total		
	Freq.	Pct.	Freq.	Pct.	Freq.	Pct.	Freq.	Pct.	
01 Never	86	59	183	61	0	0	269	60.2	
02 Once	22	15	48	16	1	100	71	15.9	
03 Twice	17	12	27	9	0	0	44	9.8	
04 3-5 times	14	10	31	10	0	0	45	10.1	
05 6-9 times	3	2	8	3	0	0	11	2.5	
06 10 or more times	3	2	4	1	0	0	7	1.6	
Valid responses =	145	32	301	67	1	0	447	98.5	

Invalid responses include no response or multiple responses.

21g. Please indicate how often you have experienced the following due to your drinking or drug use during the last year...
g. Driven a car while under the influence

	Male		Female		Unknown		Total		
	Freq.	Pct.	Freq.	Pct.	Freq.	Pct.	Freq.	Pct.	
01 Never	122	84	268	88	1	100	391	86.9	
02 Once	4	3	16	5	0	0	20	4.4	
03 Twice	9	6	5	2	0	0	14	3.1	
04 3-5 times	5	3	8	3	0	0	13	2.9	
05 6-9 times	3	2	4	1	0	0	7	1.6	
06 10 or more times	3	2	2	1	0	0	5	1.1	
Valid responses =	146	32	303	67	1	0	450	99.1	

Invalid responses include no response or multiple responses.

21h. Please indicate how often you have experienced the following due to your drinking or drug use during the last year...
h. Missed a class

	Male		Female		Unknown		Total		
	Freq.	Pct.	Freq.	Pct.	Freq.	Pct.	Freq.	Pct.	
01 Never	119	83	258	85	0	0	377	84.2	
02 Once	9	6	18	6	0	0	27	6.0	
03 Twice	8	6	8	3	1	100	17	3.8	
04 3-5 times	4	3	16	5	0	0	20	4.5	
05 6-9 times	2	1	1	0	0	0	3	0.7	
06 10 or more times	2	1	2	1	0	0	4	0.9	
Valid responses =	144	32	303	68	1	0	448	98.7	

Invalid responses include no response or multiple responses.

University of Alaska Anchorage (online) (2014 Other)

SIUC/Core Institute
374 East Grand Avenue
(618) 453-4420
Carbondale, IL 62901

Consortium Number =
Institution Number = 6391
Number of Surveys = 454

Cross-tabulation Report

Core Alcohol and Drug Survey - Short Form

Thursday, December 11, 2014

Page 24 of 33

21i. Please indicate how often you have experienced the following due to your drinking or drug use during the last year...
i. Been criticized by someone I know

	Male		Female		Unknown		Total		
	Freq.	Pct.	Freq.	Pct.	Freq.	Pct.	Freq.	Pct.	
01 Never	119	82	246	82	0	0	365	81.7	
02 Once	8	6	17	6	1	100	26	5.8	
03 Twice	9	6	19	6	0	0	28	6.3	
04 3-5 times	4	3	11	4	0	0	15	3.4	
05 6-9 times	3	2	2	1	0	0	5	1.1	
06 10 or more times	2	1	6	2	0	0	8	1.8	
Valid responses =	145	32	301	67	1	0	447	98.5	

Invalid responses include no response or multiple responses.

21j. Please indicate how often you have experienced the following due to your drinking or drug use during the last year...
j. Thought I might have a drinking or other drug problem

	Male		Female		Unknown		Total		
	Freq.	Pct.	Freq.	Pct.	Freq.	Pct.	Freq.	Pct.	
01 Never	127	87	269	89	1	100	397	88.4	
02 Once	7	5	9	3	0	0	16	3.6	
03 Twice	8	5	12	4	0	0	20	4.5	
04 3-5 times	1	1	6	2	0	0	7	1.6	
05 6-9 times	2	1	1	0	0	0	3	0.7	
06 10 or more times	1	1	5	2	0	0	6	1.3	
Valid responses =	146	33	302	67	1	0	449	98.9	

Invalid responses include no response or multiple responses.

21k. Please indicate how often you have experienced the following due to your drinking or drug use during the last year...
k. Had a memory loss

	Male		Female		Unknown		Total		
	Freq.	Pct.	Freq.	Pct.	Freq.	Pct.	Freq.	Pct.	
01 Never	114	78	233	77	0	0	347	77.5	
02 Once	13	9	29	10	1	100	43	9.6	
03 Twice	8	5	21	7	0	0	29	6.5	
04 3-5 times	5	3	11	4	0	0	16	3.6	
05 6-9 times	1	1	0	0	0	0	1	0.2	
06 10 or more times	5	3	7	2	0	0	12	2.7	
Valid responses =	146	33	301	67	1	0	448	98.7	

Invalid responses include no response or multiple responses.

21l. Please indicate how often you have experienced the following due to your drinking or drug use during the last year...
l. Done something I later regretted

	Male		Female		Unknown		Total		
	Freq.	Pct.	Freq.	Pct.	Freq.	Pct.	Freq.	Pct.	
01 Never	106	73	219	73	0	0	325	72.5	
02 Once	13	9	39	13	1	100	53	11.8	
03 Twice	15	10	26	9	0	0	41	9.2	
04 3-5 times	5	3	9	3	0	0	14	3.1	
05 6-9 times	3	2	4	1	0	0	7	1.6	
06 10 or more times	3	2	5	2	0	0	8	1.8	
Valid responses =	145	32	302	67	1	0	448	98.7	

Invalid responses include no response or multiple responses.

Invalid responses include no response or multiple responses.

University of Alaska Anchorage (online) (2014 Other)

SIUC/Core Institute
374 East Grand Avenue
(618) 453-4420
Carbondale, IL 62901

Consortium Number =
Institution Number = 6391
Number of Surveys = 454

Cross-tabulation Report

Core Alcohol and Drug Survey - Short Form

Thursday, December 11, 2014

Page 26 of 33

21q. Please indicate how often you have experienced the following due to your drinking or drug use during the last year...
q. Seriously thought about suicide

	Male		Female		Unknown		Total		
	Freq.	Pct.	Freq.	Pct.	Freq.	Pct.	Freq.	Pct.	
01 Never	132	90	289	96	0	0	421	94.0	
02 Once	4	3	4	1	1	100	9	2.0	
03 Twice	5	3	3	1	0	0	8	1.8	
04 3-5 times	2	1	3	1	0	0	5	1.1	
05 6-9 times	3	2	1	0	0	0	4	0.9	
06 10 or more times	0	0	1	0	0	0	1	0.2	
Valid responses =	146	33	301	67	1	0	448	98.7	
Invalid responses include no response or multiple responses.									

21r. Please indicate how often you have experienced the following due to your drinking or drug use during the last year...
r. Seriously tried to commit suicide

	Male		Female		Unknown		Total		
	Freq.	Pct.	Freq.	Pct.	Freq.	Pct.	Freq.	Pct.	
01 Never	140	96	298	98	1	100	439	97.6	
02 Once	3	2	3	1	0	0	6	1.3	
03 Twice	2	1	0	0	0	0	2	0.4	
04 3-5 times	0	0	1	0	0	0	1	0.2	
05 6-9 times	0	0	0	0	0	0	0	0.0	
06 10 or more times	1	1	1	0	0	0	2	0.4	
Valid responses =	146	32	303	67	1	0	450	99.1	
Invalid responses include no response or multiple responses.									

21s. Please indicate how often you have experienced the following due to your drinking or drug use during the last year...
s. Been hurt or injured

	Male		Female		Unknown		Total		
	Freq.	Pct.	Freq.	Pct.	Freq.	Pct.	Freq.	Pct.	
01 Never	130	89	279	92	1	100	410	91.3	
02 Once	9	6	12	4	0	0	21	4.7	
03 Twice	4	3	7	2	0	0	11	2.4	
04 3-5 times	1	1	2	1	0	0	3	0.7	
05 6-9 times	0	0	1	0	0	0	1	0.2	
06 10 or more times	2	1	1	0	0	0	3	0.7	
Valid responses =	146	33	302	67	1	0	449	98.9	
Invalid responses include no response or multiple responses.									

22. Have any of your family had alcohol or other drug problems

	Male		Female		Unknown		Total		
	Freq.	Pct.	Freq.	Pct.	Freq.	Pct.	Freq.	Pct.	
01 Mother	19	13	52	17	0	0	71	15.6	
02 Father	35	24	85	28	0	0	120	26.4	
03 Stepmother	0	0	9	3	0	0	9	2.0	
04 Stepfather	5	3	15	5	0	0	20	4.4	
05 Brothers/sisters	23	16	75	25	1	100	99	21.8	
06 Mother's parents	16	11	58	19	0	0	74	16.3	
07 Father's parents	17	11	60	20	0	0	77	17.0	
08 Aunts/uncles	40	27	103	34	1	100	144	31.7	
09 Spouse	3	2	14	5	0	0	17	3.7	
10 Children	3	2	4	1	0	0	7	1.5	
11 None	62	42	104	34	0	0	166	36.6	

Valid responses = all responses and blanks: since multiple responses were possible, more than 100% may be indicated.

University of Alaska Anchorage (online) (2014 Other)

SIUC/Core Institute
374 East Grand Avenue
(618) 453-4420
Carbondale, IL 62901

Consortium Number =
Institution Number = 6391
Number of Surveys = 454

Cross-tabulation Report

Core Alcohol and Drug Survey - Short Form

Thursday, December 11, 2014

Page 27 of 33

23. If you volunteer any of your time on or off campus to help others, please indicate the approximate number of hours per month and principal activity

	Male		Female		Unknown		Total	
	Freq.	Pct.	Freq.	Pct.	Freq.	Pct.	Freq.	Pct.
01 Less than 1 hour	74	55	138	50	0	0	212	51.5
02 1-4 hours	31	23	64	23	0	0	95	23.1
03 5-9 hours	8	6	35	13	0	0	43	10.4
04 10-15 hours	8	6	22	8	0	0	30	7.3
05 16 or more hours	14	10	18	6	0	0	32	7.8
Valid responses =	135	33	277	67	0	0	412	90.7

Invalid responses include no response or multiple responses.

24a. Within the last year, approximately how often have you used....non-medical use of prescription drugs....pain medication?

	Male		Female		Unknown		Total	
	Freq.	Pct.	Freq.	Pct.	Freq.	Pct.	Freq.	Pct.
00 Did not use	131	89	275	91	1	100	407	90.4
01 Once/year	8	5	18	6	0	0	26	5.8
02 6 times/year	3	2	3	1	0	0	6	1.3
03 Once/month	3	2	2	1	0	0	5	1.1
04 Twice/month	1	1	1	0	0	0	2	0.4
05 Once/week	1	1	1	0	0	0	2	0.4
06 3 times/week	0	0	0	0	0	0	0	0.0
07 5 times/week	0	0	0	0	0	0	0	0.0
08 Every day	0	0	2	1	0	0	2	0.4
Valid responses =	147	33	302	67	1	0	450	99.1

Invalid responses include no response or multiple responses.

24b. Within the last year, approximately how often have you used....non-medical use of prescription drugs....sedatives/anti-anxiety medication?

	Male		Female		Unknown		Total	
	Freq.	Pct.	Freq.	Pct.	Freq.	Pct.	Freq.	Pct.
00 Did not use	138	95	285	95	1	100	424	94.9
01 Once/year	2	1	7	2	0	0	9	2.0
02 6 times/year	3	2	5	2	0	0	8	1.8
03 Once/month	2	1	0	0	0	0	2	0.4
04 Twice/month	1	1	1	0	0	0	2	0.4
05 Once/week	0	0	0	0	0	0	0	0.0
06 3 times/week	0	0	1	0	0	0	1	0.2
07 5 times/week	0	0	0	0	0	0	0	0.0
08 Every day	0	0	1	0	0	0	1	0.2
Valid responses =	146	33	300	67	1	0	447	98.5

Invalid responses include no response or multiple responses.

24c. Within the last year, approximately how often have you used....non-medical use of prescription drugs....stimulant medication?

	Male		Female		Unknown		Total	
	Freq.	Pct.	Freq.	Pct.	Freq.	Pct.	Freq.	Pct.
00 Did not use	134	91	288	95	0	0	422	93.8
01 Once/year	1	1	7	2	0	0	8	1.8
02 6 times/year	4	3	2	1	0	0	6	1.3
03 Once/month	4	3	1	0	1	100	6	1.3
04 Twice/month	1	1	2	1	0	0	3	0.7
05 Once/week	1	1	0	0	0	0	1	0.2
06 3 times/week	1	1	1	0	0	0	2	0.4
07 5 times/week	0	0	0	0	0	0	0	0.0
08 Every day	1	1	1	0	0	0	2	0.4
Valid responses =	147	33	302	67	1	0	450	99.1

Invalid responses include no response or multiple responses.

University of Alaska Anchorage (online) (2014 Other)

SIUC/Core Institute
374 East Grand Avenue
(618) 453-4420
Carbondale, IL 62901

Consortium Number =
Institution Number = 6391
Number of Surveys = 454

Cross-tabulation Report

Core Alcohol and Drug Survey - Short Form

Thursday, December 11, 2014

Page 28 of 33

24d. Within the last year, approximately how often have you used.....non-medical use of prescription drugs.....sleep medication?

	Male		Female		Unknown		Total		
	Freq.	Pct.	Freq.	Pct.	Freq.	Pct.	Freq.	Pct.	
00 Did not use	139	95	283	94	0	0	422	94.0	
01 Once/year	2	1	8	3	0	0	10	2.2	
02 6 times/year	1	1	4	1	0	0	5	1.1	
03 Once/month	1	1	2	1	0	0	3	0.7	
04 Twice/month	1	1	2	1	0	0	3	0.7	
05 Once/week	1	1	0	0	1	100	2	0.4	
06 3 times/week	1	1	0	0	0	0	1	0.2	
07 5 times/week	0	0	0	0	0	0	0	0.0	
08 Every day	1	1	2	1	0	0	3	0.7	
Valid responses =	147	33	301	67	1	0	449	98.9	

Invalid responses include no response or multiple responses.

24e. Within the last year, approximately how often do you think the average student on your campus uses.....non-medical use of prescription drugs.....pain medication?

	Male		Female		Unknown		Total		
	Freq.	Pct.	Freq.	Pct.	Freq.	Pct.	Freq.	Pct.	
00 Did not use	71	50	107	36	0	0	178	40.4	
01 Once/year	17	12	65	22	0	0	82	18.6	
02 6 times/year	26	18	53	18	0	0	79	17.9	
03 Once/month	9	6	26	9	1	100	36	8.2	
04 Twice/month	5	3	22	7	0	0	27	6.1	
05 Once/week	7	5	10	3	0	0	17	3.9	
06 3 times/week	5	3	9	3	0	0	14	3.2	
07 5 times/week	0	0	4	1	0	0	4	0.9	
08 Every day	3	2	1	0	0	0	4	0.9	
Valid responses =	143	32	297	67	1	0	441	97.1	

Invalid responses include no response or multiple responses.

24f. Within the last year, approximately how often do you think the average student on your campus uses.....non-medical use of prescription drugs.....sedatives/anti-anxiety medication?

	Male		Female		Unknown		Total		
	Freq.	Pct.	Freq.	Pct.	Freq.	Pct.	Freq.	Pct.	
00 Did not use	76	53	111	37	0	0	187	42.4	
01 Once/year	15	10	53	18	0	0	68	15.4	
02 6 times/year	15	10	47	16	0	0	62	14.1	
03 Once/month	15	10	23	8	0	0	38	8.6	
04 Twice/month	7	5	28	9	0	0	35	7.9	
05 Once/week	6	4	14	5	0	0	20	4.5	
06 3 times/week	4	3	15	5	0	0	19	4.3	
07 5 times/week	1	1	4	1	0	0	5	1.1	
08 Every day	4	3	2	1	1	100	7	1.6	
Valid responses =	143	32	297	67	1	0	441	97.1	

Invalid responses include no response or multiple responses.

University of Alaska Anchorage (online) (2014 Other)

SIUC/Core Institute
374 East Grand Avenue
(618) 453-4420
Carbondale, IL 62901

Consortium Number =
Institution Number = 6391
Number of Surveys = 454

Cross-tabulation Report

Core Alcohol and Drug Survey - Short Form

Thursday, December 11, 2014

Page 29 of 33

24g. Within the last year, approximately how often do you think the average student on your campus uses....non-medical use of prescription drugs....stimulant medication?

	Male		Female		Unknown		Total		
	Freq.	Pct.	Freq.	Pct.	Freq.	Pct.	Freq.	Pct.	
00 Did not use	68	47	101	34	0	0	169	38.4	
01 Once/year	11	8	47	16	0	0	58	13.2	
02 6 times/year	17	12	38	13	0	0	55	12.5	
03 Once/month	14	10	21	7	0	0	35	8.0	
04 Twice/month	10	7	22	7	0	0	32	7.3	
05 Once/week	11	8	30	10	1	100	42	9.5	
06 3 times/week	7	5	25	8	0	0	32	7.3	
07 5 times/week	2	1	5	2	0	0	7	1.6	
08 Every day	4	3	6	2	0	0	10	2.3	
Valid responses =	144	33	295	67	1	0	440	96.9	

Invalid responses include no response or multiple responses.

24h. Within the last year, approximately how often do you think the average student on your campus uses....non-medical use of prescription drugs....sleep medication?

	Male		Female		Unknown		Total		
	Freq.	Pct.	Freq.	Pct.	Freq.	Pct.	Freq.	Pct.	
00 Did not use	76	54	112	38	0	0	188	42.9	
01 Once/year	15	11	44	15	0	0	59	13.5	
02 6 times/year	11	8	41	14	0	0	52	11.9	
03 Once/month	12	9	26	9	0	0	38	8.7	
04 Twice/month	8	6	21	7	0	0	29	6.6	
05 Once/week	9	6	27	9	0	0	36	8.2	
06 3 times/week	5	4	19	6	0	0	24	5.5	
07 5 times/week	2	1	3	1	1	100	6	1.4	
08 Every day	3	2	3	1	0	0	6	1.4	
Valid responses =	141	32	296	68	1	0	438	96.5	

Invalid responses include no response or multiple responses.

24i. During the last 30 days, on how many days did you use....non-medical use of prescription drugs....pain medication?

	Male		Female		Unknown		Total		
	Freq.	Pct.	Freq.	Pct.	Freq.	Pct.	Freq.	Pct.	
00 Did not use	138	94	291	97	1	100	430	95.8	
01 1 - 2 days	4	3	7	2	0	0	11	2.4	
02 3 - 5 days	3	2	0	0	0	0	3	0.7	
03 6 - 9 days	2	1	0	0	0	0	2	0.4	
04 10 - 19 days	0	0	0	0	0	0	0	0.0	
05 20 - 29 days	0	0	1	0	0	0	1	0.2	
06 All 30 days	0	0	2	1	0	0	2	0.4	
Valid responses =	147	33	301	67	1	0	449	98.9	

Invalid responses include no response or multiple responses.

24j. During the last 30 days, on how many days did you use....non-medical use of prescription drugs....sedatives/anti-anxiety medication?

	Male		Female		Unknown		Total		
	Freq.	Pct.	Freq.	Pct.	Freq.	Pct.	Freq.	Pct.	
00 Did not use	140	96	297	99	1	100	438	97.8	
01 1 - 2 days	1	1	3	1	0	0	4	0.9	
02 3 - 5 days	3	2	0	0	0	0	3	0.7	
03 6 - 9 days	1	1	0	0	0	0	1	0.2	
04 10 - 19 days	1	1	0	0	0	0	1	0.2	
05 20 - 29 days	0	0	0	0	0	0	0	0.0	
06 All 30 days	0	0	1	0	0	0	1	0.2	
Valid responses =	146	33	301	67	1	0	448	98.7	

Invalid responses include no response or multiple responses.

Invalid responses include no response or multiple responses.

University of Alaska Anchorage (online) (2014 Other)

SIUC/Core Institute
374 East Grand Avenue
(618) 453-4420
Carbondale, IL 62901

Consortium Number =
Institution Number = 6391
Number of Surveys = 454

Cross-tabulation Report

Core Alcohol and Drug Survey - Short Form

Thursday, December 11, 2014

Page 31 of 33

24o. Extra Question 15

	Male		Female		Unknown		Total		
	Freq.	Pct.	Freq.	Pct.	Freq.	Pct.	Freq.	Pct.	
00 Response 0	62	42	130	43	0	0	192	42.6	
01 Response 1	36	24	90	30	0	0	126	27.9	
02 Response 2	30	20	55	18	1	100	86	19.1	
03 Response 3	15	10	23	8	0	0	38	8.4	
04 Response 4	4	3	5	2	0	0	9	2.0	
05 Response 5	0	0	0	0	0	0	0	0.0	
06 Response 6	0	0	0	0	0	0	0	0.0	
07 Response 7	0	0	0	0	0	0	0	0.0	
08 Response 8	0	0	0	0	0	0	0	0.0	
09 Response 9	0	0	0	0	0	0	0	0.0	
Valid responses =	147	33	303	67	1	0	451	99.3	

Invalid responses include no response or multiple responses.

24p. Extra Question 16

	Male		Female		Unknown		Total		
	Freq.	Pct.	Freq.	Pct.	Freq.	Pct.	Freq.	Pct.	
00 Response 0	53	36	102	34	0	0	155	34.4	
01 Response 1	16	11	62	21	0	0	78	17.3	
02 Response 2	33	22	84	28	0	0	117	26.0	
03 Response 3	29	20	37	12	1	100	67	14.9	
04 Response 4	16	11	17	6	0	0	33	7.3	
05 Response 5	0	0	0	0	0	0	0	0.0	
06 Response 6	0	0	0	0	0	0	0	0.0	
07 Response 7	0	0	0	0	0	0	0	0.0	
08 Response 8	0	0	0	0	0	0	0	0.0	
09 Response 9	0	0	0	0	0	0	0	0.0	
Valid responses =	147	33	302	67	1	0	450	99.1	

Invalid responses include no response or multiple responses.

24q. Extra Question 17

	Male		Female		Unknown		Total		
	Freq.	Pct.	Freq.	Pct.	Freq.	Pct.	Freq.	Pct.	
00 Response 0	54	37	121	40	0	0	175	39.1	
01 Response 1	80	54	155	52	0	0	235	52.5	
02 Response 2	9	6	13	4	0	0	22	4.9	
03 Response 3	3	2	8	3	1	100	12	2.7	
04 Response 4	1	1	3	1	0	0	4	0.9	
05 Response 5	0	0	0	0	0	0	0	0.0	
06 Response 6	0	0	0	0	0	0	0	0.0	
07 Response 7	0	0	0	0	0	0	0	0.0	
08 Response 8	0	0	0	0	0	0	0	0.0	
09 Response 9	0	0	0	0	0	0	0	0.0	
Valid responses =	147	33	300	67	1	0	448	98.7	

Invalid responses include no response or multiple responses.

University of Alaska Anchorage (online) (2014 Other)

SIUC/Core Institute
374 East Grand Avenue
(618) 453-4420
Carbondale, IL 62901

Consortium Number =
Institution Number = 6391
Number of Surveys = 454

Cross-tabulation Report

Core Alcohol and Drug Survey - Short Form

Thursday, December 11, 2014

Page 32 of 33

24r. Extra Question 18

	Male		Female		Unknown		Total		
	Freq.	Pct.	Freq.	Pct.	Freq.	Pct.	Freq.	Pct.	
00 Response 0	105	72	228	75	1	100	334	74.2	
01 Response 1	24	16	49	16	0	0	73	16.2	
02 Response 2	11	8	6	2	0	0	17	3.8	
03 Response 3	4	3	13	4	0	0	17	3.8	
04 Response 4	2	1	7	2	0	0	9	2.0	
05 Response 5	0	0	0	0	0	0	0	0.0	
06 Response 6	0	0	0	0	0	0	0	0.0	
07 Response 7	0	0	0	0	0	0	0	0.0	
08 Response 8	0	0	0	0	0	0	0	0.0	
09 Response 9	0	0	0	0	0	0	0	0.0	
Valid responses =	146	32	303	67	1	0	450	99.1	

Invalid responses include no response or multiple responses.

24s. Extra Question 19

	Male		Female		Unknown		Total		
	Freq.	Pct.	Freq.	Pct.	Freq.	Pct.	Freq.	Pct.	
00 Response 0	28	19	52	17	1	100	81	18.0	
01 Response 1	117	81	251	83	0	0	368	82.0	
02 Response 2	0	0	0	0	0	0	0	0.0	
03 Response 3	0	0	0	0	0	0	0	0.0	
04 Response 4	0	0	0	0	0	0	0	0.0	
05 Response 5	0	0	0	0	0	0	0	0.0	
06 Response 6	0	0	0	0	0	0	0	0.0	
07 Response 7	0	0	0	0	0	0	0	0.0	
08 Response 8	0	0	0	0	0	0	0	0.0	
09 Response 9	0	0	0	0	0	0	0	0.0	
Valid responses =	145	32	303	67	1	0	449	98.9	

Invalid responses include no response or multiple responses.

24t. Extra Question 20

	Male		Female		Unknown		Total		
	Freq.	Pct.	Freq.	Pct.	Freq.	Pct.	Freq.	Pct.	
00 Response 0	10	7	11	4	0	0	21	4.7	
01 Response 1	136	93	291	96	1	100	428	95.3	
02 Response 2	0	0	0	0	0	0	0	0.0	
03 Response 3	0	0	0	0	0	0	0	0.0	
04 Response 4	0	0	0	0	0	0	0	0.0	
05 Response 5	0	0	0	0	0	0	0	0.0	
06 Response 6	0	0	0	0	0	0	0	0.0	
07 Response 7	0	0	0	0	0	0	0	0.0	
08 Response 8	0	0	0	0	0	0	0	0.0	
09 Response 9	0	0	0	0	0	0	0	0.0	
Valid responses =	146	33	302	67	1	0	449	98.9	


Invalid responses include no response or multiple responses.

SIUC/Core Institute
374 East Grand Avenue
(618) 453-4420
Carbondale, IL 62901

Cross-tabulation Report

Thursday, December 11, 2014

Page 33 of 33

		Male		Female		Unknown		Total		
		Freq.	Pct.	Freq.	Pct.	Freq.	Pct.	Freq.	Pct.	
00	Response 0	29	20	12	4	0	0	41	9.1	
01	Response 1	4	3	3	1	0	0	7	1.6	
02	Response 2	2	1	0	0	0	0	2	0.4	
03	Response 3	112	76	288	95	1	100	401	88.9	
04	Response 4	0	0	0	0	0	0	0	0.0	
05	Response 5	0	0	0	0	0	0	0	0.0	
06	Response 6	0	0	0	0	0	0	0	0.0	
07	Response 7	0	0	0	0	0	0	0	0.0	
08	Response 8	0	0	0	0	0	0	0	0.0	
09	Response 9	0	0	0	0	0	0	0	0.0	
Valid responses =		147	33	303	67	1	0	451	99.3	
Invalid responses include no response or multiple responses.										